FLEXQ
CONNECTORS

LINKING PRECISION WITH PERFORMANCE QUICK COUPLING SOLUTIONS

MAIN CATALOGUE 2026

Mono and Multicouplings

baha TOOLS

www.flexq-connectors.com

LINKING PRECISION WITH PERFORMANCE
QUICK COUPLING SOLUTIONS

DISCOVER
OUR VARIETY.
FLEXQ Connectors
WORLDWIDE.

Expertise in Coupling Technology – Since 2003

Founded in autumn 2003, baha Tools GmbH has established itself as one of the leading companies in the field of pneumatic and hydraulic connection technology. Today, we are recognized nationwide as a key supplier of coupling systems, accessory components, and technical industrial supplies.

Our core competency lies in the development, optimization, and delivery of advanced
coupling technologies for a wide range of applications. Whether in automation, mechanical engineering, medical technology, mobile hydraulics, or industrial production –
baha Tools offers practical, high-performance solutions characterized by precision, reliability, and efficiency.

A major milestone in our company's development is the launch of our own coupling brand **FLEXQ**. This newly introduced product line sets new standards with a focus on:

- Ergonomic handling
- High flow capacity with minimal pressure loss
- Durability through high-grade materials such as AISI 316L, AISI 420, or chrome-plated steel
- Enhanced safety through integrated disconnect locks
- Compatibility with existing systems and interfaces

With this new generation of couplings, baha Tools combines proven industry standards with innovative product design and customer-specific solutions – ensuring maximum
performance and operational safety even under demanding conditions.

Our technical excellence is driven by a team of experienced, qualified, and dedicated professionals who work with a strong sense of responsibility and entrepreneurial spirit. This allows us to deliver real added value – for our customers, for the market, and for the future of connection technology.

Dipl.-Ing. Aydin Hanedar
CEO

Dipl.-Ing. Stephan Hüwel
CTO

Valve-types

Double-shut-off

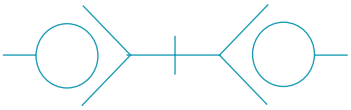

Socket and plug with shut-off valve

Socket and plug with integrated shut-off valves enable safe and convenient connection and disconnection of lines in pressurized systems. The integrated valve ensures that the flow is automatically interrupted when disconnecting, thus preventing the uncontrolled escape of media.

Single-shut-off

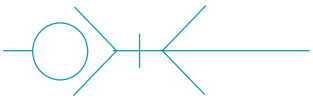

Socket with shut-off valve - nipple with free passage

This combination of a socket with an integrated shut-off valve and a free-flow plug offers a reliable solution for applications requiring controlled media flow. When the connection is disconnected, the valve in the coupling closes automatically, preventing media from escaping on the supply side.

The free-flow plug, on the other hand, allows unimpeded flow without valve resistance and is ideal for applications requiring maximum flow rate.

Free flow

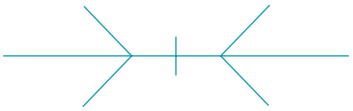

Socket and pluf with free passage - without shut-off valves

This design consists of a coupling and a plug with a free passage and does not require an integrated shut-off valve. It allows for unimpeded, low-loss flow and is particularly suitable for applications requiring maximum flow rate.

The absence of a valve results in a particularly simple design and low flow resistance. The robust construction ensures high reliability and a long service life.

Ideally suited for compressed air and fluid technology applications where an automatic shut-off function is not required.

Monocouplings

Type	Description	Media	Max. Pressure	Page	
CPT	Flat Face Push-Pull	Fluids	50	10	
CPX	Flat Face Push-Pull	Hydraulics Fluids	180-400	18	
GPT	Full Flow	Fluids	10	24	
HHT	Full Flow	Fluids	75-460	29	
HPF	ISO 16028 Flat-Face	Hydraulics	250-400	36	
HPT	European Standard Profile for Cooling	Fluids	10-15	40	
IPT	International Standard Profile For Cooling	Fluids	10-15	52	
MPT	High Flow French Standard Profile for Cooling	Fluids	16	64	
PPT	ISO 7241-1 Series B Standard	Hydraulics Fluids	50-300	104	
RPT	Ultra Flow Flat Face	Fluids	15-60	110	
SPF	High Flow Flat Face	Hydraulics	350-450	118	
SXF	High Flow Flat Face	Hydraulics	350-450	122	
UPT	French Standard Profile for Cooling	Fluids		128	
WHT	High Temperature	Fluids	20	138	

Monocouplings with push-button

Type	Description	Media	Max. Pressure	Page	
PBS	Push-button ISO 6150-C safety	Pneumatics	16	**76**	
PBP	Push-button Steel / Stainless steel	Pneumatics / Gases	50	80	
PBW	Push-button Stainless steel	Fluids	50	88	
PBH	Push-button Stainless steel / AISI 316 L	Hydraulics	250-350	96	
PBI	Push-button AISI 316 L	Fluids / Gases	16	100	

Multicouplings

Type	Description	Media	Max. Pressure	Page	
RPC	Flat Face	Hydraulics	200	144	
MPC	Flat Face	Hydraulics	100	158	
HPT	High Flow European Standard for Cooling	Fluids	16	172	
MPT	High Flow French Standard for Cooling	Fluids	16	180	
MXT	Ultra Flow Flat Face	Fluids	16	200	
RPT	Ultra Flow Flat Face	Fluids	16	208	

Collectors

AV	Aluminum Collectors	Pneumatics Fluids	30	218	
AVS	Aluminum Collectors stackable	Pneumatics Fluids	30	222	
BV	Brass Collectors	Pneumatics Fluids	16	226	
EV	Stainless Steel Collectors	Pneumatics Fluids	20	230	

Hoses

Type	Description	Media	Max. Pressure	Page	
MNG-E95S	Water / Air Hose	Pneumatics, Fluids	20	235	
MNG-P100S	Clampless hose for water	Fluids	21-24	236	
MNG-P120S	Clampless Hose for water	Fluids	16	237	
MNG-P140S	Clampless Hose for water	Fluids	21-28	238	
MNG-E140S	Water Hose	Fluids	20	239	
MNG-TRX-100	Water Hose	Fluids	10-20	240	
BTH-UF	PFA corrugated hose	Fluids	30-90	242	
BTH-UFT	PTFE corrugated hose	Fluids	30-90	244	

Accesssories

Pressure plugs	247	
Adapters	248	
Ball valves	254	
Hose clamps	256	
Tools	258	

FLUIDS

FLEXQ
CONNECTORS

CPT
Flat Face Push-Pull

LINKING PRECISION WITH PERFORMANCE

8 flow sizes

CPT, the proven coupling system for demanding applications.

Characteristics

- Non spill flat face
- Optimized flow characteristics
- Ergonomic design
- Reliable and robust
- One handed operation
- Option to install the plug into recessed pocket

Automatic locking

The coupling system can be easily connected with one hand, even in particularly hard-to-reach areas.

CPT
FLAT FACE PUSH PULL

VALVES

SERIE CPT

TEMPERATURE REGULATION

PROFILE FF

Options

• Colour coding	R / B
• Push pull	PP
• Special sleeve	GH

Applications

- Cooling and heating
- Injection molding and blow moulding

Materials	
Body Socket	Brass
Body Plug	Stainless steel
Body backpart	Brass
Sleeve	Stainless steel
Valve	Brass
Locking Ring	Stainless steel
Spring	Stainless steel
Balls	Stainless steel
Seals	FPM (V)

VALVES

max. Temperature range

Nitril (NBR)	N	- 15 °C +100 °C
Fluorcarbon (FPM)	V	- 20 °C +160 °C (Water) -20 °C +200 °C (Heating Oil)

Always make sure no medium flows before disconnecting

	CPT 03	CPT 06	CPT 07	CPT 08	CPT 09	CPT 12	CPT 16	CPT 25
mm Flow Size	3	6	7	8	9	12	16	25
max. Pressure	50	50	50	50	50	50	50	50

FLEXQ Serie CPT - Flow Rate vs Pressure Drop Graph

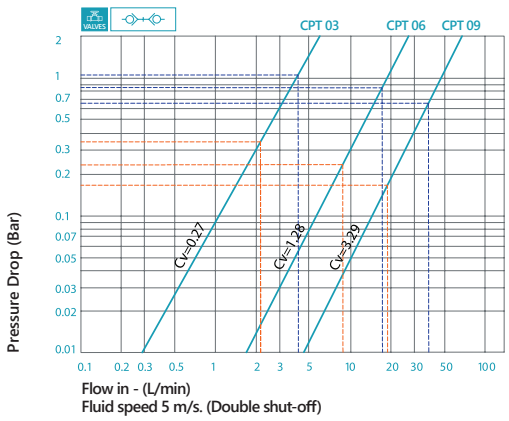

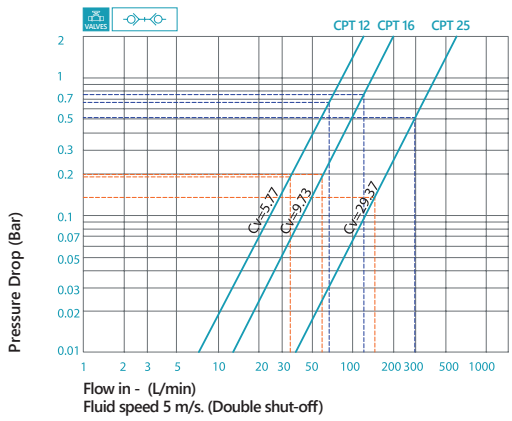

MONOCOUPLINGS FOR FLUIDS / SERIES CPT

Size		Ød	Ød1	L	HEX
3	CPT 03 FFB 18	BSP 1/8	17	49	13
	CPT 03 FNB 18	NPT 1/8	17	49	13
6	CPT 06 FFB 14	BSP 1/4	22	61	20
	CPT 06 FNB 14	NPT 1/4	22	61	20
	CPT 06 FFB 38	BSP 3/8	22	65	21
7	CPT 07 FFB 14	BSP 1/4	22	61	20
	CPT 07 FNB 14	NPT 1/4	22	61	20
	CPT 07 FFB 38	BSP 3/8	22	65	21
9	CPT 09 FFB 38	BSP 3/8	30	76	24
	CPT 09 FNB 12	NPT 1/2	30	78	25
	CPT 09 FFB 12	BSP 1/2	30	78	25
12	CPT 12 FFB 12	BSP 1/2	44	103	27
	CPT 12 FNB 12	NPT 1/2	44	103	27
16	CPT 16 FFB 34	BSP 3/4	55	130	36
	CPT 16 FNB 34	NPT 3/4	55	130	36
25	CPT 25 FFB 10	BSP 1	67	148	55
	CPT 25 FNB 10	NPT 1	67	148	55
	CPT 25 FFB 114	BSP 1 1/4	67	148	55
	CPT 25 FNB 114	NPT 1 1/4	67	148	55

Female thread socket

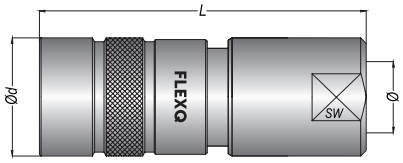

Size		Ød	Ø1	L	L1	HEX
3	CPT 03 FOB 18	BSP 1/8	17	47	8	14
6	CPT 06 FOB 14	BSP 1/4	22	59	11	20
	CPT 06 FOB 38	BSP 3/8	22	60	12	20
7	CPT 07 FOB 14	BSP 1/4	22	59	11	20
	CPT 07 FOB 38	BSP 3/8	22	60	12	20
9	CPT 09 FOB 38	BSP 3/8	28	80	12	24
	CPT 09 FOB 12	BSP 1/2	28	84	14	24
12	CPT 12 FOB 12	BSP 1/2	55	103	15	36
16	CPT 16 FOB 34	BSP 3/4	55	132	18	38
25	CPT 25 FOB 10	BSP 1	67	150	18	55
	CPT 25 FOB 114	BSP 1 1/4	67	154	22	55

Cylindrical male thread socket with O-Ring

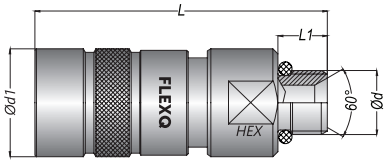

Cone 60°

24° Innerconical male thread socket

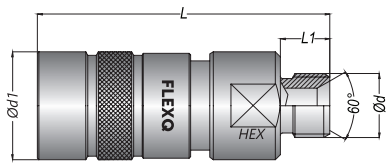

Cone 24°

Size		Ød	Ød1	L	L1	HEX
6	CPT 06 FMB 1615-10	M16x1.5	22	59	11	20
7	CPT 07 FMB 1615-10	M16x1.5	22	59	11	20
9	CPT 09 FMB 1815-12	M18x1.5	28	80	11	24
3	CPT 03 FTB 18	NPT 1/8	17	48	9	14
6	CPT 06 FTB 14	NPT 1/4	22	60	12	20
7	CPT 07 FTB 14	NPT 1/4	22	60	12	20
9	CPT 09 FTB 38	NPT 3/8	28	83	14	24

Female thread socket 90°

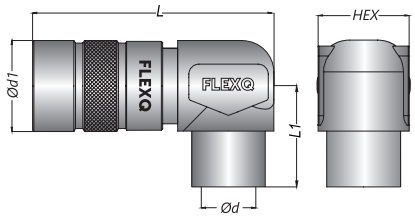

Cone 24°

Size		Ød	Ød1	L	L1	HEX
6	CPT 06 FFB 14-90	BSP 1/4	22	58	25	21
6	CPT 06 FNB 14-90	NPT 1/4	22	58	25	21
7	CPT 07 FFB 14-90	BSP 1/4	22	58	25	21
7	CPT 07 FNB 14-90	NPT 1/4	22	58	25	21
9	CPT 07 FFB 38-90	BSP 3/8	28	77	20	25

Male thread socket 90°

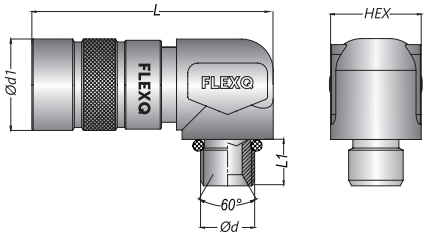

Cone 60°

Size		Ød	Ød1	L	L1	HEX
6	CPT 06 FOB 14-90	BSP 1/4	22	58	11	21
7	CPT 07 FOB 14-90	BSP 1/4	22	58	11	21
9	CPT 09 FOB 38-90	BSP 3/8	28	77	12	25

24°Innerconical male thread socket 90°

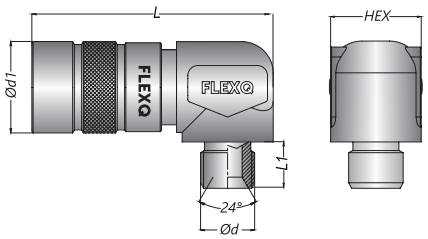

Cone 24°

Size		Ød	Ød1	L	L1	HEX
6	CPT 06 FMB 1615-10-90	M16x1.5	22	58	11	21
7	CPT 07 FMB 1615-10-90	M16x1.5	22	58	11	21
9	CPT 09 FMB 1815-12-90	M18x1.5	28	77	12	25

Cylindrical male thread socket 90° /

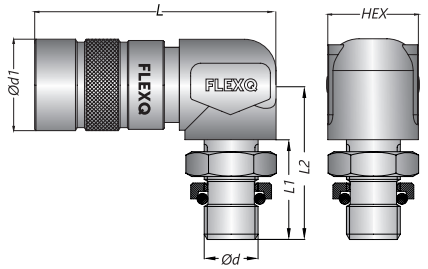

Size		Ød	Ød1	L	L1	L2	HEX
6	CPT 06 FOB 14x24-90	BSP 1/4	22	58	24	36	21
7	CPT 07 FOB 14x24-90	BSP 1/4	22	58	24	36	21
9	CPT 09 FOB 38x24-90	BSP 3/8	28	77	24	42	25

MONOCOUPLINGS FOR FLUIDS / SERIES CPT

Size		Ød	Ød1	L	L1	HEX
6	CPT 06 FHB 10	10 mm	22	75	26	20
6	CPT 06 FHB 12	12 mm	22	75	26	20
7	CPT 07 FHB 10	10 mm	22	75	26	20
7	CPT 07 FHB 12	12 mm	22	75	26	20
9	CPT 09 FHB 12	12 mm	28	115	26	24

Standard hose tail socket

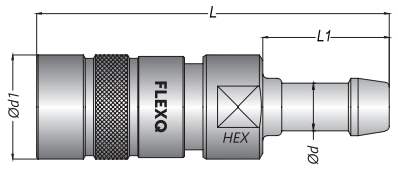

Size		Ød	Ød1	L	L1	HEX
6	CPT 06 FPB 10	10 mm	22	72	24	20
7	CPT 07 FPB 10	10 mm	22	72	24	20
9	CPT 09 FPB 13	13 mm	28	95.5	28	24

Push to connect hose tail socket

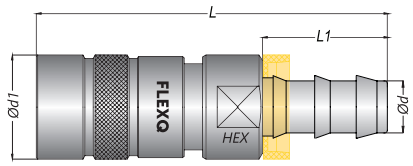

Size		Ød	Ød1	L	L1	L2	HEX
6	CPT 06 FHB 10-90	10 mm	22	57	28	38	21
7	CPT 07 FHB 10-90	10 mm	22	57	28	38	21
9	CPT 09 FHB 13-90	13 mm	28	95	28	42	25

Standard hose tail socket 90°

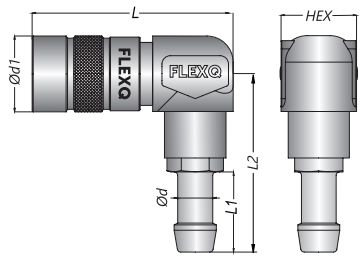

Size		Ød	Ød1	L	L1	L2	HEX
6	CPT 06 FPB 10-90	10 mm	22	57	24	38	21
7	CPT 07 FPB 10-90	10 mm	22	57	24	38	21
9	CPT 09 FPB 13-90	13 mm	28	95	28	42	25

Push to connect hose tail socket 90°

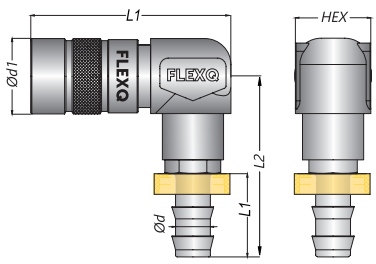

Female thread plug

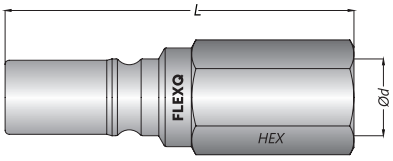

Size		Ød	L	HEX
3	CPT 03 MFB 18	BSP 1/8	41	14
	CPT 03 MNB 18	NPT 1/8	41	20
6	CPT 06 MFB 14	BSP 1/4	54	17
	CPT 06 MFB 38	BSP 3/8	54	19
7	CPT 07 MFB 14	BSP 1/4	54	17
	CPT 07 MFB 38	BSP 3/8	54	19
9	CPT 09 MFB 38	BSP 3/8	67	24
	CPT 09 MNB 38	NPT 3/8	67	24
12	CPT 12 MFB 12	BSP 1/2	90	30
	CPT 12 MNB 12	NPT 1/2	90	30
16	CPT 16 MFB 34	BSP 3/4	102	38
	CPT 16 MNB 34	NPT 3/4	102	38
25	CPT 25 MFB 10	BSP 1	123	55
	CPT 25 MNB 10	NPT 1	123	55
	CPT 25 MFB 114	BSP 1-1/4	126	55
	CPT 25 MNB 114	NPT 1-1/4	123	55

Cylindrical male thread plug

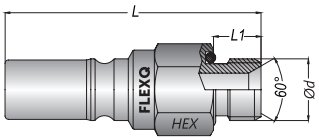

Size		Ød	L	L1	HEX
3	CPT 03 MOB 18	BSP 1/8	40	8	13
6	CPT 06 MOB 14	BSP 1/4	54	10	17
	CPT 06 MOB 38	BSP 3/8	54	10	19
7	CPT 07 MOB 14	BSP 1/4	54	10	17
	CPT 07 MOB 38	BSP 3/8	54	10	21
9	CPT 09 MOB 38	BSP 3/8	67	13	24
12	CPT 12 MOB 12	BSP 1/2	88	15	30
16	CPT 16 MOB 34	BSP 3/4	103	18	38
25	CPT 25 MOB 114	BSP 1 1/4	128	21	55

Cylindrical male thread plug extentsion

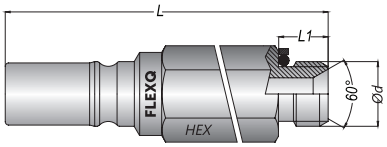

Size		Ød	L	L1	HEX
6	CPT 06 MOB 14-64	BSP 1/4	64	10	17
	CPT 06 MOB 14-82	BSP 1/4	82	10	17
	CPT 06 MOB 14-110	BSP 1/4	112	10	17
7	CPT 07 MOB 14-64	BSP 1/4	64	10	17
	CPT 07 MOB 14-82	BSP 1/4	82	10	17
	CPT 07 MOB 14-110	BSP 1/4	112	10	17

MONOCOUPLINGS FOR FLUIDS / SERIES CPT

Size		Ød	L	L1	HEX
6	CPT 06 MRB 14	BSPT 1/4	56	12	17
	CPT 06 MTB 14	NPT 1/4	57	13	17
	CPT 06 MRB 38	BSPT 3/8	57	13	19
7	CPT 07 MRB 14	BSPT 1/4	56	12	17
	CPT 07 MTB 14	NPT 1/4	57	13	17
	CPT 07 MRB 38	BSPT 3/8	57	13	19
9	CPT 09 MRB 38	BSPT 3/8	69	13	23
	CPT 09 MTB 38	NPT 3/8	69	13	23
12	CPT 12 MRB 12	BSPT 1/2	90	17	30
	CPT 12 MTB 12	NPT 1/2	90	17	30
16	CPT 16 MRB 34	BSPT 3/4	104	19	38
	CPT 16 MTB 34	NPT 3/4	104	19	38
25	CPT 25 MRB 114	BSPT 1 1/4	130	23	55
	CPT 25 MTB 114	NPT 1 1/4	130	23	55

Conical male thread plug

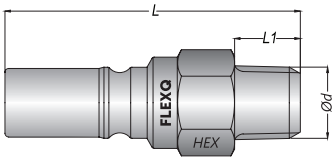

Size		Ød	L	L1	L2	HEX
6	CPT 06 MOB 14x24-90	BSP 1/4	45	34	24	21
7	CPT 07 MOB 14x24-90	BSP 1/4	45	34	24	21
9	CPT 09 MOB 14x38-90	BSP 3/8	73	42	24	25

Cylindrical male thread plug 90°

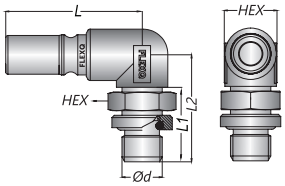

FLUIDS

FLEXQ
CONNECTORS

CPX
Flat Face Push-Pull

LINKING PRECISION WITH PERFORMANCE

8 flow sizes

CPX, the proven coupling system for demanding applications.

Characteristics

- Non-spill flat face
- Stainless steel
- Optimized flow characteristics
- Ergonomic design
- Reliable and robust
- One handed-operation
- Option to install plug into a recessed pocket

Safe and quick locking

The coupling system can be easily connected with one hand, even in
particularly hard-to-reach areas.

CPX FLAT FACE PUSH PULL

SERIE CPX

HYDRALICS

PROFILE FF

Options

• Colour coding	R / B
• Brass free	BF
• Special sleeve	GH

Applications

- Core pullers
- Injection and blow moulding

Materials	
Body Socket	Stainless steel
Body Plug	Stainless steel
Body backpart	Stainless steel
Sleeve	Stainless steel
Valve	Stainless steel
Locking Ring	Stainless steel
Spring	Stainless steel
Balls	Stainless steel
Seals	FPM (V)

VALVES

max. Temperature range

Nitril (NBR)	N	- 15 °C +100 °C
Fluorcarbon (FPM)	V	- 20 °C +160 °C (Water) -20 °C +200 °C (Heating Oil)

Always make sure no medium flows before disconnecting

	CPX 03	CPX 06	CPX 09	CPX 12	CPX 16
mm Flow Size	3	6	9	12	16
max. Pressure	400	180	180	180	180

FLEXQ Serie CPX - Flow Rate vs Pressure Drop Graph

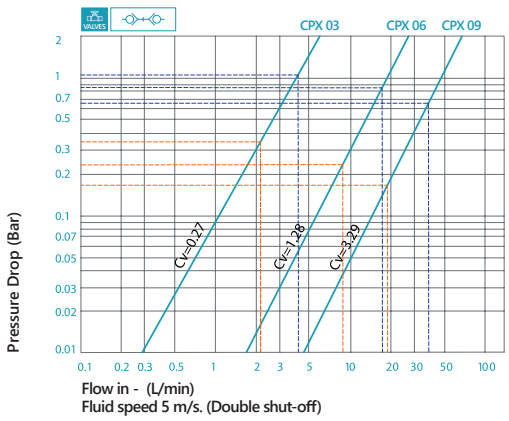

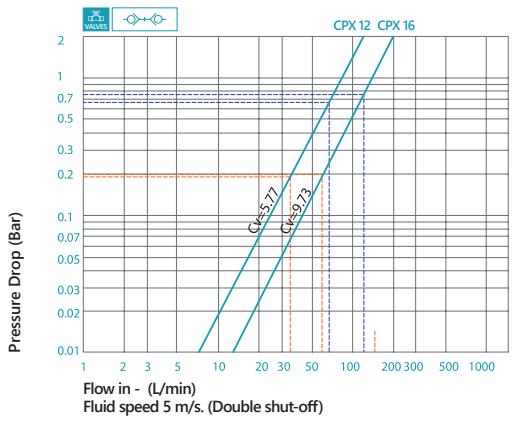

MONOCOUPLINGS FOR FLUIDS / SERIES CPX

Size		Ød	Ød1	L	HEX
3	CPX 03 FFB 18	BSP 1/8	17	49	13
6	CPX 06 FFB 14	BSP 1/4	24	60	20
	CPX 06 FNB 14	NPT 1/4	24	60	20
	CPX 06 FFB 38	BSP 3/8	24	64	21
9	CPX 09 FFB 38	BSP 3/8	31	76	24
	CPX 09 FNB 38	NPT 3/8	31	76	24
12	CPX 12 FFB 12	BSP 1/2	48	103	27
	CPX 12 FNB 12	NPT 1/2	48	103	27
16	CPX 16 FFB 34	BSP 3/4	54	133	36
	CPX 16 FNB 34	NPT 3/4	54	130	36

Female thread socket

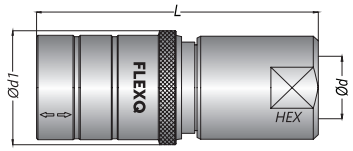

Size		Ød	Ød1	L	L1	HEX
3	CPX 03 FOB 18	BSP 1/8	17	49	10	14
6	CPX 06 FOB 14	BSP 1/4	24	60	11	20
9	CPX 09 FOB 38	BSP 3/8	31	80	12	24
12	CPX 12 FOB 12	BSP 1/2	44	109	14	27
16	CPX 16 FOB 34	BSP 3/4	54	137	20	32

Cylindrical male thread socket with O-Ring

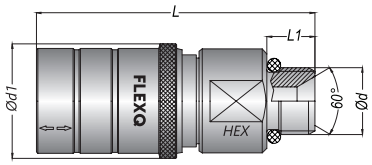

Cone 60°

Size		Ød	Ød1	L	L1	HEX
6	CPX 06 FMB 1415-08	M14x1.5	24	61	10	20
6	CPX 06 FMB 1615-10	M16x1.5	24	61	11	20
9	CPX 09 FMB 1815-12	M18x1.5	36	79	11	24
12	CPX 12 FMB 2215-15	M22x1.5	44	108	12	27
16	CPX 16 FMB 3020-22	M30x2.0	53.5	136	14	41

24° Innerconical male thread socket

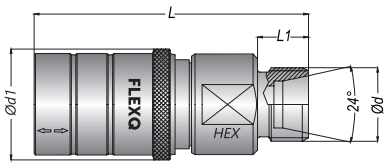

Cone 24°

Female thread plug

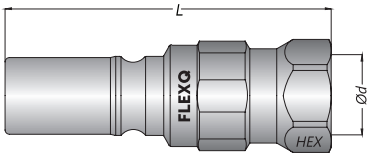

Size		Ød	L	HEX
3	CPX 03 MFB 18	BSP 1/8	43.5	13
	CPX 03 MNB 18	NPT 1/8	41.5	13
6	CPX 06 MFB 14	BSP 1/4	59	17
	CPX 06 MFB 38	BSP 3/8	61	21
	CPX 06 MNB 14	NPT 1/4	58	17
9	CPX 09 MFB 38	BSP 3/8	71	23
	CPX 09 MNB 38	NPT 3/8	70	23
12	CPX 12 MFB 12	BSP 1/2	90	30
	CPX 12 MNB 12	NPT 1/2	90	30
16	CPX 16 MFB 34	BSP 3/4	105	38
	CPX 16 MNB 34	NPT 3/4	102	38

Cylindrical male thread plug

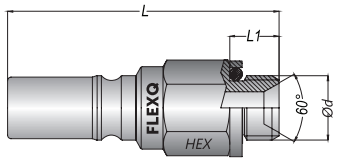

Size		Ød	L	L1	HEX
3	CPX 03 MOB 18	BSP 1/8	39.5	8	13
6	CPX 06 MOB 14	BSP 1/4	54	10	17
9	CPX 09 MOB 38	BSP 3/8	66	11	23
12	CPX 12 MOB 12	BSP 1/2	85	14	30
16	CPX 16 MOB 34	BSP 3/4	100.5	15	38
	CPX 16 MOB 10	BSP 1	106	20	41

Cylindrical male thread plug

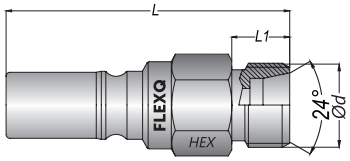

Size		Ød	L	L1	HEX
3	CPX 03 MMB 1215-06	M12x1.5	40	10	13
6	CPX 06 MMB 1415-08	M14x1.5	52	10	17
6	CPX 06 MMB 1615-10	M16x1.5	53	11	17
9	CPX 09 MMB 1815-12	M18x1.5	65	11	23
12	CPX 12 MMB 2215-15	M22x1.5	81	12	30
16	CPX 16 MMB 3020-22	M30x2.0	98	14	38

FLUIDS

FLEXQ
CONNECTORS

GPT
High Flow

LINKING PRECISION WITH PERFORMANCE

GPT, the free flow quick coupling system for low pressure applications and all media

Characteristics

- Optimized flow characteristics
- One-hand connection
- Compact and ergonomic design
- Wide flow size range
- Available in stainless steel
- Chrome-plated surface

Safe and quick locking

The stainless-steel balls provide a reliable locking.
The locking sleeve is ergonomically designed - thanks to this properties GPT series becomes a comfortable and safe quick connect/disconnect coupling system.

Chrome-plated surface

The chrome-plated nipple body made of AISI 420 is very durable and robust.

GPT HIGH FLOW

SERIE GPT

FREE FLOW

Options

- Colour Coding — R / B
- Stainless steel — VA

Applications

- Injection moulding
- Blow moulding
- Testing units

Materials

Body Socket	Brass chrome plated
Body Plug	AISI 420 hardened
Sleeve	Brass chrome plated
Valve	-
Locking Ring	Stainless steel
Spring	Stainless steel
Balls	Stainless steel
Seals	Nitrile (N)

VALVES

Temperature range

Nitril (NBR)	N	- 15 °C +100 °C
Fluorcarbon (FPM)	V	- 20 °C +160 °C (Water -20 °C +200 °C (Heating Oil)

Make sure no medium flows before disconnecting

	GPT 25	GPT 33	GPT 42
Flow Size (mm)	25	33	42
Pressure (max.)	10	10	10

FLEXQ Series GPT - Flow Rate vs Pressure Drop Graph

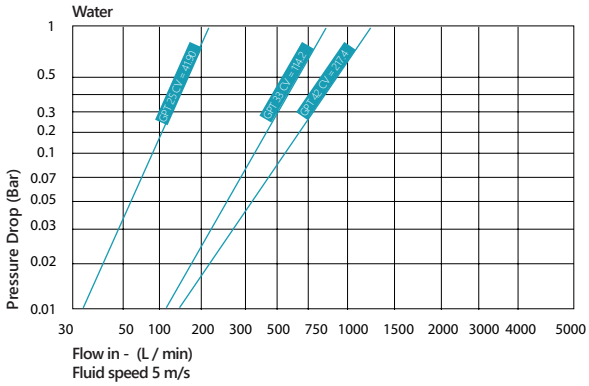

MONOCOUPLINGS FOR FLUIDS / SERIES GPT

Size		Ød	Ød1	L1	HEX
25	GPT 25 FFF 10	BSP 1	54	57	41
33	GPT 33 FFF 114	BSP 1-1/4	65	62	50
42	GPT 42 FFF 112	BSP 1-1/2	78	66	60

Cylindrical female thread socket

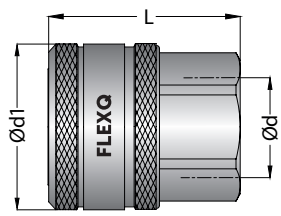

Size		Ød	Ød1	L	L1	HEX
25	GPT 25 FMF 10	BSP 1	54	84	19	41
33	GPT 33 FMF 114	BSP 1-1/4	65	91	19	50
42	GPT 42 FMF 112	BSP 1-1/2	78	98	20	60

Cylindrical male thread socket

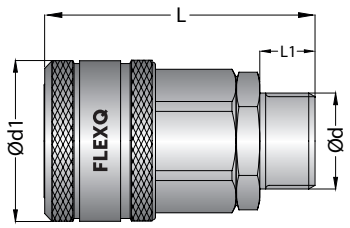

Size		Ød	Ød1	L	L1	HEX
25	GPT 25 FHF 25	25 mm	54	117	50	41
25	GPT 25 FHF 32	32 mm	54	117	50	41
33	GPT 33 FHF 32	32 mm	65	122	50	50
33	GPT 33 FHF 38	38 mm	65	122	50	50
42	GPT 42 FHF 44	44 mm	78	126	50	60

Standard hose tail socket

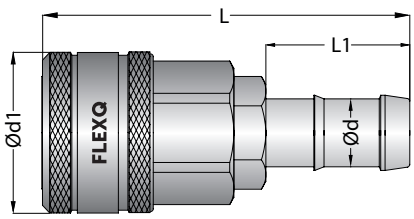

Cylindrical female thread plug

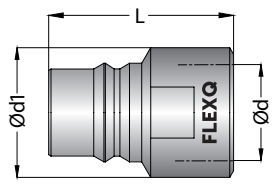

Size		Ød	Ød1	L1	HEX
25	GPT 25 MFF 10	BSP 1	45	61	41
33	GPT 33 MFF 114	BSP 1-1/4	55	66	50
42	GPT 42 MFF 112	BSP 1-1/2	65	74	60

Cylindrical male thread plug

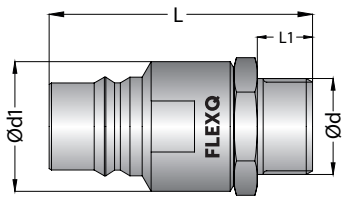

Size		Ød	Ød1	L	L1	HEX
25	GPT 25 MMF 10	BSP 1	45	88	19	41
33	GPT 33 MMF 114	BSP 1-1/4	55	95	19	50
42	GPT 42 MMF 112	BSP 1-1/2	65	106	20	60

Standard hose tail plug

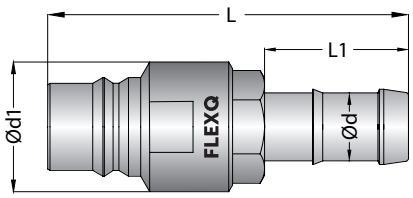

Size		Ød	Ød1	L	L1	HEX
25	GPT 25 MHF 25	25 mm	54	120	50	41
25	GPT 25 MHF 32	32 mm	54	120	50	41
33	GPT 33 MHF 32	32 mm	55	125	50	50
33	GPT 33 MHF 38	38 mm	55	125	50	50
42	GPT 42 MHF 44	44 mm	65	130	50	60

FLUIDS

FLEXQ
CONNECTORS

HHT
Full Flow

LINKING PRECISION WITH PERFORMANCE

HHT, the international standard quick coupling system for low pressure applications and all media

Characteristics

- Optimized flow characteristics
- Ergonomic and compact design
- Wide flow size range
- Available in stainless-steel
- International profile

Safe and quick locking

The stainless-steel balls provide a reliable locking. The locking sleeve is ergonomically designed - thanks to this properties HHT series becomes a comfortable and safe quick connect/disconnect coupling system.

HHT COOLING STANDARD

SERIE HHT

FULL FLOW

PROFILE INTERNATIONAL

Options

• Colour coding	R / B
• Stainles steel	VA
• Steel	ST
• Safety locking	S

Applications

- Cooling and heating
- Injection and blow moulding
- Testing units

Brass version	
Body Socket	Brass
Body Plug	Brass
Sleeve	Brass
Locking Ring	Stainless steel
Spring	Stainless steel
Balls	Stainless steel
Seals	Nitril (NBR)

Steel version	
Body Socket	Steel zinc plated
Body Plug	Steel zinc plated
Sleeve	Steel zinc plated
Locking Ring	Stainless steel
Spring	Stainless steel
Balls	Stainless steel
Seals	Nitril (NBR)

Stainles steel version	
Body Socket	Stainless steel
Body Plug	Stainless steel
Sleeve	Stainless steel
Locking Ring	Stainless steel
Spring	Stainless steel
Balls	Stainless steel
Seals	Nitril (NBR)

VALVES

max.°C

Temperature range		
Nitril (NBR)	N	- 15 °C +100 °C
Fluorcarbon (FPM)	V	- 20 °C +160 °C (Water) -20 °C +200 °C (Heating Oil)

	HHT 04	HHT 06	HHT 10	HHT 13	HHT 19	HHT 25	HHT 32	HHT 38
mm Flow Size	4	6	10	13	19	25	32	38

max. bar **Pressure** Check the table at page 31

Always make sure no medium flows before disconnecting

FLEXQ Series HHT - Flow Rate & Pressure Drop Graph

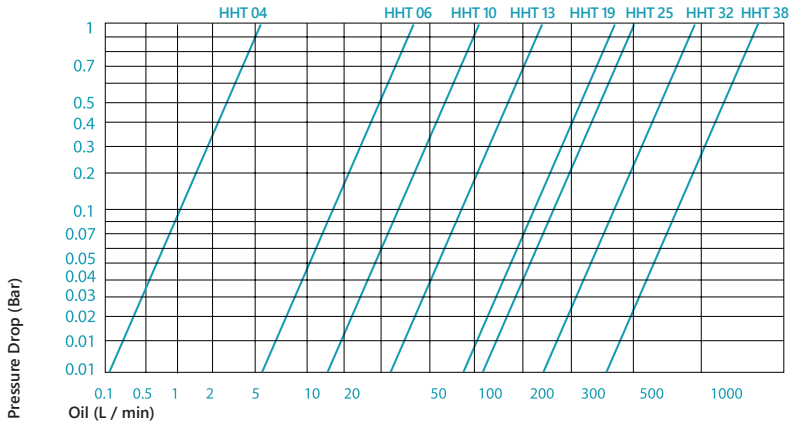

MONOCOUPLINGS FOR FLUIDS / SERIES HHT

Female thread socket

Size	Brass	Steel	Stainless Steel	Ød	Ød1	L	HEX
4	HHT 04 FFF 18	HHT 04 FFF 18 ST	HHT 04 FFF 18 VA	BSP 1/8	16	25	14
	HHT 04 FNF 18	HHT 04 FNF 18 ST	HHT 04 FNF 18 VA	NPT 1/8	16	25	14
6	HHT 06 FFF 14	HHT 06 FFF 14 ST	HHT 06 FFF 14 VA	BSP 1/4	24	37	21
	HHT 06 FNF 14	HHT 06 FNF 14 ST	HHT 06 FNF 14 VA	NPT 1/4	24	37	21
10	HHT 10 FFF 38	HHT 10 FFF 38 ST	HHT 10 FFF 38 VA	BSP 3/8	28	40	24
	HHT 10 FNF 38	HHT 10 FNF 38 ST	HHT 10 FNF 38 VA	NPT 3/8	28	40	24
13	HHT 13 FFF 12	HHT 13 FFF 12 ST	HHT 13 FFF 12 VA	BSP 1/2	32	50	27
	HHT 13 FNF 12	HHT 13 FNF 12 ST	HHT 13 FNF 12 VA	NPT 1/2	32	50	27
19	HHT 19 FFF 34	HHT 19 FFF 34 ST	HHT 19 FFF 34 VA	BSP 3/4	41	54	36
	HHT 19 FNF 34	HHT 19 FNF 34 ST	HHT 19 FNF 34 VA	NPT 3/4	41	54	36
25	HHT 25 FFF 10	HHT 25 FFF 10 ST	HHT 25 FFF 10 VA	BSP 1	50	60	41
	HHT 25 FNF 10	HHT 25 FNF 10 ST	HHT 25 FNF 10 VA	NPT 1	50	60	41
32	HHT 32 FFF 114	HHT 32 FFF 114 ST	HHT 32 FFF 114 VA	BSP 1 1/4	60	62	50
	HHT 32 FNF 114	HHT 32 FNF 114 ST	HHT 32 FNF 114 VA	NPT 1 1/4	60	62	50
38	HHT 38 FFF 112	HHT 38 FFF 112 ST	HHT 38 FFF 112 VA	BSP 1 1/2	79	74	65
	HHT 38 FNF 112	HHT 38 FNF 112 ST	HHT 38 FNF 112 VA	NPT 1 1/2	79	74	65

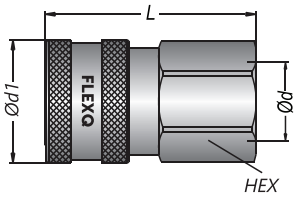

Male thread socket

Size	Brass	Steel	Stainless Steel	Ød	Ød1	L	L1	HEX
4	HHT 04 FRF 18	HHT 04 FRF 18 ST	HHT 04 FRF 18 VA	BSPT 1/8	16	26	9	14
	HHT 04 FTF 18	HHT 04 FTF 18 ST	HHT 04 FTF 18 VA	NPT 1/8	16	26	9	14
6	HHT 06 FRF 14	HHT 06 FRF 14 ST	HHT 06 FRF 14 VA	BSPT 1/4	24	40	12	21
	HHT 06 FTF 14	HHT 06 FTF 14 ST	HHT 06 FTF 14 VA	NPT 1/4	24	40	12	21
10	HHT 10 FRF 38	HHT 10 FRF 38 ST	HHT 10 FRF 38 VA	BSPT 3/8	28	43	12	24
	HHT 10 FTF 38	HHT 10 FTF 38 ST	HHT 10 FTF 38 VA	NPT 3/8	28	43	12	24
13	HHT 13 FRF 12	HHT 13 FRF 12 ST	HHT 13 FRF 12 VA	BSPT 1/2	32	51	17	27
	HHT 13 FTF 12	HHT 13 FTF 12 ST	HHT 13 FTF 12 VA	NPT 1/2	32	51	17	27
19	HHT 19 FRF 34	HHT 19 FRF 34 ST	HHT 19 FRF 34 VA	BSPT 3/4	41	57	19	36
	HHT 19 FTF 34	HHT 19 FTF 34 ST	HHT 19 FTF 34 VA	NPT 3/4	41	57	19	36
25	HHT 25 FRF 10	HHT 25 FRF 10 ST	HHT 25 FRF 10 VA	BSPT 1	50	66	23	41
	HHT 25 FTF 10	HHT 25 FTF 10 ST	HHT 25 FTF 10 VA	NPT 1	50	66	23	41
32	HHT 32 FRF 114	HHT 32 FRF 114 ST	HHT 32 FRF 114 VA	BSPT 1 1/4	60	78	24	50
	HHT 32 FTF 114	HHT 32 FTF 114 ST	HHT 32 FTF 114 VA	NPT 1 1/4	60	78	24	50
38	HHT 38 FRF 112	HHT 38 FRF 112 ST	HHT 38 FRF 112 VA	BSPT 1 1/2	79	80	25	65
	HHT 38 FTF 112	HHT 38 FTF 112 ST	HHT 38 FTF 112 VA	NPT 1 1/2	79	80	25	65

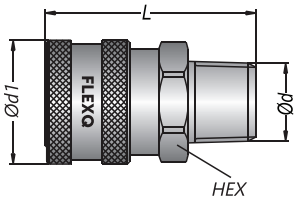

Female thread plug

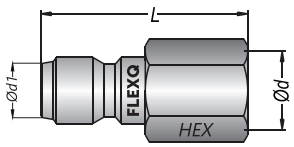

Size	Brass	Steel	Stainless steel	Ød	Ød1	L	HEX
4	HHT 04 MFF 18	HHT 04 MFF 18 ST	HHT 04 MFF 18 VA	BSP 1/8	8	24	14
	HHT 04 MNF 18	HHT 04 MNF 18 ST	HHT 04 MNF 18 VA	NPT 1/8	8	24	14
6	HHT 06 MFF 14	HHT 06 MFF 14 ST	HHT 06 MFF 14 VA	BSP 1/4	12	36	17
	HHT 06 MNF 14	HHT 06 MNF 14 ST	HHT 06 MNF 14 VA	NPT 1/4	12	36	17
10	HHT 10 MFF 38	HHT 10 MFF 38 ST	HHT 10 MFF 38 VA	BSP 3/8	15	42	22
	HHT 10 MNF 38	HHT 10 MNF 38 ST	HHT 10 MNF 38 VA	NPT 3/8	15	42	22
13	HHT 13 MFF 12	HHT 13 MFF 12 ST	HHT 13 MFF 12 VA	BSP 1/2	18	48	24
	HHT 13 MNF 12	HHT 13 MNF 12 ST	HHT 13 MNF 12 VA	NPT 1/2	18	48	24
19	HHT 19 MFF 34	HHT 19 MFF 34 ST	HHT 19 MFF 34 VA	BSP 3/4	25	49	30
	HHT 19 MNF 34	HHT 19 MNF 34 ST	HHT 19 MNF 34 VA	NPT 3/4	25	49	30
25	HHT 25 MFF 10	HHT 25 MFF 10 ST	HHT 25 MFF 10 VA	BSP 1	33	60	38
	HHT 25 MNF 10	HHT 25 MNF 10 ST	HHT 25 MNF 10 VA	NPT 1	33	60	38
32	HHT 32 MFF 114	HHT 32 MFF 114 ST	HHT 32 MFF 114 VA	BSP 1 1/4	42	61	50
	HHT 32 MNF 114	HHT 32 MNF 114 ST	HHT 32 MNF 114 VA	NPT 1 1/4	42	61	50
38	HHT 38 MFF 112	HHT 38 MFF 112 ST	HHT 38 MFF 112 VA	BSP 1 1/2	52	72	55
	HHT 38 MNF 112	HHT 38 MNF 112 ST	HHT 38 MNF 112 VA	NPT 1 1/2	52	72	55

Male thread plug

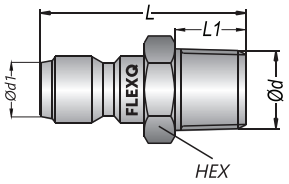

Size	Brass	Steel	Stainless Steel	Ød	Ød1	L	L1	HEX
4	HHT 04 MRF 18	HHT 04 MRF 18 ST	HHT 04 MRF 18 VA	BSPT 1/8	8	28	9	12
	HHT 04 MTF 18	HHT 04 MTF 18 ST	HHT 04 MTF 18 VA	NPT 1/8	8	28	9	12
6	HHT 06 MRF 14	HHT 06 MRF 14 ST	HHT 06 MRF 14 VA	BSPT 1/4	12	38	11	14
	HHT 06 MTF 14	HHT 06 MTF 14 ST	HHT 06 MTF 14 VA	NPT 1/4	12	38	11	14
10	HHT 10 MRF 38	HHT 10 MRF 38 ST	HHT 10 MRF 38 VA	BSPT 3/8	15	42	12	17
	HHT 10 MTF 38	HHT 10 MTF 38 ST	HHT 10 MTF 38 VA	NPT 3/8	15	42	12	17
13	HHT 13 MRF 12	HHT 13 MRF 12 ST	HHT 13 MRF 12 VA	BSPT 1/2	18	49	17	22
	HHT 13 MTF 12	HHT 13 MTF 12 ST	HHT 13 MTF 12 VA	NPT 1/2	18	49	17	22
19	HHT 19 MRF 34	HHT 19 MRF 34 ST	HHT 19 MRF 34 VA	BSPT 3/4	25	56	19	27
	HHT 19 MTF 34	HHT 19 MTF 34 ST	HHT 19 MTF 34 VA	NPT 3/4	25	56	19	27
25	HHT 25 MRF 10	HHT 25 MRF 10 ST	HHT 25 MRF 10 VA	BSPT 1	33	63	22	35
	HHT 25 MTF 10	HHT 25 MTF 10 ST	HHT 25 MTF 10 VA	NPT 1	33	63	22	35
32	HHT 32 MRF 114	HHT 32 MRF 114 ST	HHT 32 MRF 114 VA	BSPT 1 1/4	42	69	24	45
	HHT 32 MTF 114	HHT 32 MTF 114 ST	HHT 32 MTF 114 VA	NPT 1 1/4	42	69	24	45
38	HHT 38 MRF 112	HHT 38 MRF 112 ST	HHT 38 MRF 112 VA	BSPT 1 1/2	52	84	25	55
	HHT 38 MTF 112	HHT 38 MTF 112 ST	HHT 38 MTF 112 VA	NPT 1 1/2	52	84	25	55

MONOCOUPLINGS FOR FLUIDS / SERIES HHT

Technical Specifications		Working Pressure		
Size		Brass	Steel	Stainless steel (VA) AISI 303
		Bar	Bar	Bar
HHT 04	BSP 1/8	170	170	285
HHT 06	BSP 1/4	300	310	460
HHT 10	BSP 3/8	170	190	380
HHT 13	BSP 1/2	170	190	200
HHT 19	BSP 3/4	125	190	200
HHT 25	BSP 1	75	150	125
HHT 32	BSP 1-1/4	125	125	135
HHT 38	BSP 1-1/2	100	115	120

HYDRAULICS

FLEXQ
CONNECTORS

HPF
ISO 16028 Flat-Face

LINKING PRECISION WITH PERFORMANCE

HPF, the standardized coupling system for demanding hydraulic applications

Characteristics

- Non-spill flat face
- Optimized flow characteristics
- One-hand connection
- Ergonomic design
- Wide flow size range
- Available in stainless steel
- ISO profile (16028)

Safe and quick locking

Depending on the size, the balls provide a reliable locking. The locking sleeve is ergonomically designed - thanks to this properties HPF series becomes a comfortable and safe coupling system and ensures safe locking and unlocking.

Disconnecting lock

The “disconnecting lock” prevents the coupling system from unintentionally disconnecting



HPF

ISO 16028 FLAT FACE

SERIE HPF

ISO 16028

PROFILE FLAT FACE

Options

• Colour coding	R / B
• Stainless steel	VA

Applications

- Test benches
- Injection moulding
- Cores

Materials

Body Socket	Steel zinc plated
Body Plug	Steel zinc plated
Sleeve	Steel zinc plated
Valve	Steel zinc plated
Spring	Stainless steel
Balls	Stainless steel
Seals	Nitrile (N)

VALVES

Temperature range

Nitril (NBR)	N	- 15 °C +100 °C
Fluorcarbon (FPM)	V	- 20 °C +200 °C

Please note the operating instructions for hydraulic couplings

	HPF 06	HPF 10	HPF 12	HPF 16	HPF 19	HPF 25
Flow Size (mm)	6	10	12	16	19	25
Pressure (max.)	400	375	350	350	300	250

FLEXQ Serie HPF - Flow Rate vs Pressure Drop Graph

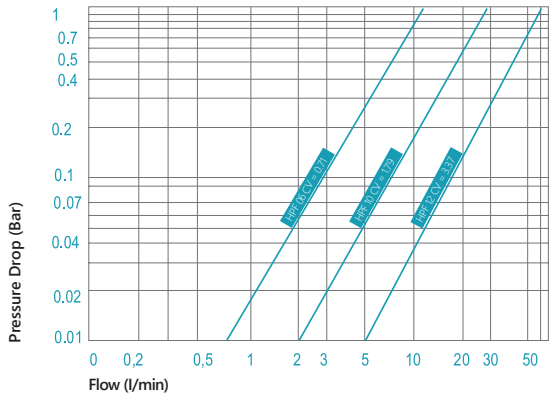

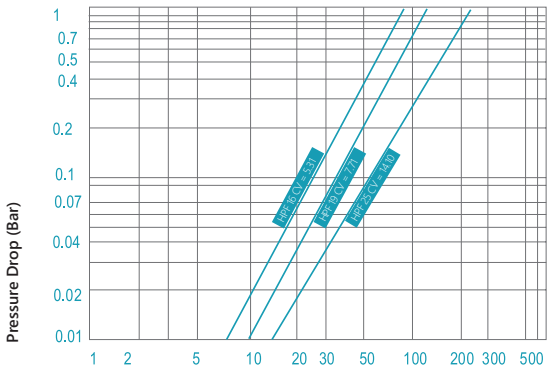

Test oil viscosity : Oil - ISO VG32
Viscosity: 28.8 - 35.2 mm2/S

Temp. : 40°C
Direction of flow: Socket to Plug

MONOCOUPLINGS FOR FLUIDS / SERIES HPF

Size		Ød	Ød1	L	HEX
6	HPF 06 FFB 14	BSP 1/4	28	58	22
	HPF 06 FNB 14	NPT 1/4	28	58	22
10	HPF 10 FFB 38	BSP 3/8	32	66	27
	HPF 10 FNB 38	NPT 3/8	32	66	27
	HPF 10 FFB 12	BSP 1/2	32	70	27
	HPF 10 FNB 12	NPT 1/2	32	70	27
12	HPF 12 FFB 12	BSP 1/2	38	83	35
	HPF 12 FNB 12	NPT 1/2	38	83	35
16	HPF 16 FFB 34	BSP 3/4	42	85	36
	HPF 16 FNB 34	NPT 3/4	42	85	36
19	HPF 19 FFB 10	BSP 1	48	97	41
	HPF 19 FNB 10	NPT 1	48	97	41
25	HPF 25 FFB 10	BSP 1	55	112	55
	HPF 25 FNB 10	NPT 1	55	112	55

Female thread socket

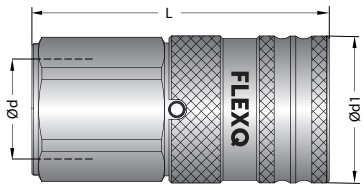

Size		Ød	Ød1	L	HEX
6	HPF 06 MFB 14	BSP 1/4	16	52	22
	HPF 06 MNB 14	NPT 1/4	16	52	22
10	HPF 10 MFB 38	BSP 3/8	20	59	25
	HPF 10 MNB 38	NPT 3/8	20	59	25
	HPF 10 MFB 12	BSP 1/2	20	62	27
	HPF 10 MNB 12	NPT 1/2	20	62	27
12	HPF 12 MFB 12	BSP 1/2	24.5	74	32
	HPF 12 MNB 12	NPT 1/2	24.5	71	32
16	HPF 16 MFB 34	BSP 3/4	27	76	38
	HPF 16 MNB 34	NPT 3/4	27	76	38
19	HPF 19 MFB 10	BSP 1	30	82	46
	HPF 19 MNB 10	NPT 1	30	85	46
25	HPF 25 MFB 10	BSP 1	36	90	55
	HPF 25 MNB 10	NPT 1	36	90	55

Female thread plug

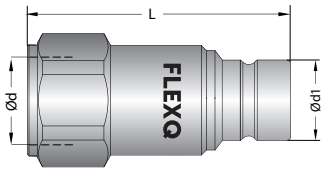

FLUIDS

FLEXQ
CONNECTORS

HPT
European Standard Profile for Cooling

LINKING PRECISION WITH PERFORMANCE

HPT, the European standard quick coupling system for low pressure applications

Characteristics

- One-hand connection
- High quality materials
- Compact and ergonomic design
- Available in stainless steel
- Available as Multicoupling

High temperature option "HTW / HTO"

The HT option contains a high performance sealing - developed for the special requirement of high-temperature applications.

HTO: Heat resistance up to 220°C Heating oil
HTW: Heat resistance up to 180°C. Water

Disconnecting lock

All couplings are available with the "disconnecting lock" safety feature.


Option: SR


Option: S

HPT COOLING STANDARD

VALVES

SERIE HPT

TEMPERATURE REGULATION

PROFILE EUROPE

Options

• Colour coding	R / B
• Stainless steel	VA
• Safety locking	S
• High temperature	HTW HTO

Applications

- Cooling and heating
- Injection moulding
- Die casting

Materials

Body Socket	Brass
Body Plug	Brass
Sleeve	Brass
Valve	Brass
Locking Ring	Stainless steel
Spring	Stainless steel
Balls	Stainless steel
Seals	Viton (V)

Temperature range

Nitril (NBR)	N	- 15 °C +100 °C
Fluorcarbon (FPM)	V	- 20 °C +160 °C Water -20 °C +200 °C Heating Oil
HT Option	HTW HTO	- 20 °C +180 °C Water -20 °C +220 °C Heating Oil Stainless steel option is recommended

VALVES

	HPT 06	HPT 09	HPT 13
Flow Size (mm)	6	9	13
Pressure (max. bar)	10	15	15

Always make sure no medium flows before disconnecting

FLEXQ Series HPT - Flow Rate & Pressure Drop Graph

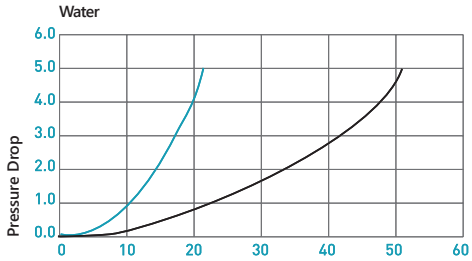

Double Shut-off
Full Flow
Flow Size 06

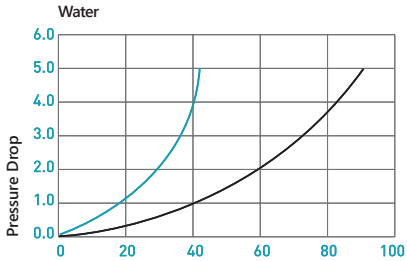

Double Shut-off
Full Flow
Flow Size 09

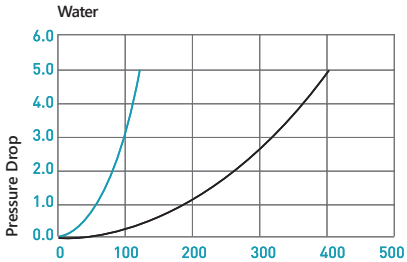

Double Shut-off
Full Flow
Flow Size 13

MONOCOUPLINGS FOR FLUIDS / SERIES HPT

Size			Ød	Ød1	L	L1
6	HPT 06 FHB 06	HPT 06 FHF 06	06	18	49	20
	HPT 06 FHB 09	HPT 06 FHF 09	09	18	49	20
	HPT 06 FHB 13	HPT 06 FHF 13	13	18	49	20
9	HPT 09 FHB 09	HPT 09 FHF 09	09	23	59	23
	HPT 09 FHB 13	HPT 09 FHF 13	13	23	59	25
13	HPT 13 FHB 16	HPT 13 FHF 16	16	32	90	32
	HPT 13 FHB 19	HPT 13 FHF 19	19	32	90	32

Standard hose tail socket



Size			Ød	Ød1	L	L1
6	HPT 06 FPB 06	HPT 06 FPF 06	06	18	55	24
	HPT 06 FPB 10	HPT 06 FPF 10	10	18	55	24
	HPT 06 FPB 13	HPT 06 FPF 13	13	18	58	28
9	HPT 09 FPB 10	HPT 09 FPF 10	10	23	60	28
	HPT 09 FPB 13	HPT 09 FPF 13	13	23	64	28
13	HPT 13 FPB 16	HPT 13 FPF 16	16	32	97	38
	HPT 13 FPB 19	HPT 13 FPF 19	19	32	97	38

Clampless hose tail socket

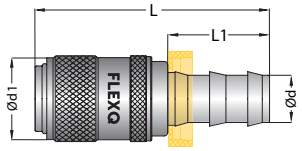

Size			Ød	Ød1	L	L1
6	HPT 06 FHB 06-45	HPT 06 FHF 06-45	06	18	42	19
	HPT 06 FHB 09-45	HPT 06 FHF 09-45	09	18	42	19
	HPT 06 FHB 13-45	HPT 06 FHF 13-45	13	18	42	19
9	HPT 09 FHB 09-45	HPT 09 FHF 09-45	09	23	52	24
	HPT 09 FHB 13-45	HPT 09 FHF 13-45	13	23	52	26
13	HPT 13 FHB 16-45	HPT 13 FHF 16-45	16	32	82	34
	HPT 13 FHB 19-45	HPT 13 FHF 19-45	19	32	82	34

Standard hose tail socket 45°

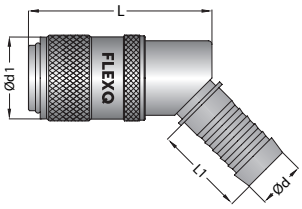

Size			Ød	Ød1	L	L1
6	HPT 06 FPB 06-45	HPT 06 FPF 06-45	06	18	41	24
	HPT 06 FPB 10-45	HPT 06 FPF 10-45	10	18	41	24
	HPT 06 FPB 13-45	HPT 06 FPF 13-45	13	18	41	28
9	HPT 09 FPB 10-45	HPT 09 FPF 10-45	10	23	52	24
	HPT 09 FPB 13-45	HPT 09 FPF 13-45	13	23	52	28
13	HPT 13 FPB 16-45	HPT 13 FPF 16-45	16	32	88	38
	HPT 13 FPB 19-45	HPT 13 FPF 19-45	19	32	88	38

Clampless hose tail socket 45°

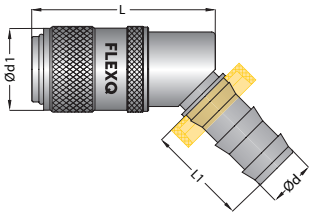

Standard hose tail socket 90°

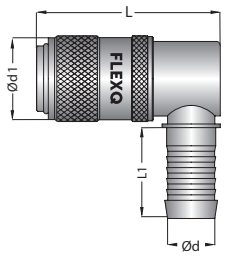

Size			Ød	Ød1	L	L1
6	HPT 06 FHB 06-90	HPT 06 FHF 06-90	06	18	41	21
	HPT 06 FHB 09-90	HPT 06 FHF 09-90	09	18	41	21
	HPT 06 FHB 13-90	HPT 06 FHF 13-90	13	18	41	23
9	HPT 09 FHB 09-90	HPT 09 FHF 09-90	09	23	52	24
	HPT 09 FHB 13-90	HPT 09 FHF 13-90	13	23	52	26
13	HPT 13 FHB 16-90	HPT 13 FHF 16-90	16	32	88	33
	HPT 13 FHB 19-90	HPT 13 FHF 19-90	19	32	88	34

Clampless hose tail socket 90°

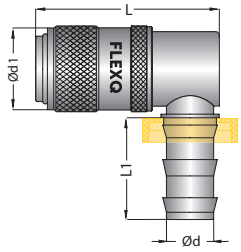

Size			Ød	Ød1	L	L1
6	HPT 06 FPB 06-90	HPT 06 FPF 06-90	06	18	41	24
	HPT 06 FPB 10-90	HPT 06 FPF 10-90	10	18	41	24
	HPT 06 FPB 13-90	HPT 06 FPF 13-90	13	18	41	28
9	HPT 09 FPB 10-90	HPT 09 FPF 10-90	10	23	52	24
	HPT 09 FPB 13-90	HPT 09 FPF 13-90	13	23	52	28
13	HPT 13 FPB 16-90	HPT 13 FPF 16-90	16	32	88	38
	HPT 13 FPB 19-90	HPT 13 FPF 19-90	19	32	88	38

Cylindrical male thread socket



Size			Ød	Ød1	L	L1	HEX
6	HPT 06 FMB 14	HPT 06 FMF 14	BSP 1/4	18	47	11	17
	HPT 06 FMB 38	HPT 06 FMF 38	BSP 3/8	18	47	11	19
	HPT 06 FMB 1415	HPT 06 FMF 1415	M14x1.5	18	47	11	17
	HPT 06 FMB 1615	HPT 06 FMF 1615	M16x1.5	18	48	11	19
9	HPT 09 FMB 14	HPT 09 FMF 14	BSP 1/4	23	52	11	21
	HPT 09 FMB 38	HPT 09 FMF 38	BSP 3/8	23	52	11	21
	HPT 09 FMB 12	HPT 09 FMF 12	BSP 1/2	23	52	14	22
	HPT 09 FMB 1615	HPT 09 FMF 1615	M16x1.5	23	52	11	21
13	HPT 13 FMB 12	HPT 13 FMF 12	BSP 1/2	32	75	14	30
	HPT 13 FMB 34	HPT 13 FMF 34	BSP 3/4	32	77	16	30
	HPT 13 FMB 2415	HPT 13 FMF 2415	M24x1.5	32	77	16	30

Cylindrical male thread socket 45°

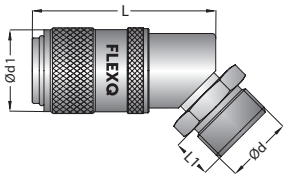

Size			ØD	ØD1	L	L1	HEX
6	HPT 06 FMB 14-45	HPT 06 FMF 14-45	BSP 1/4	18	43	11	14
	HPT 06 FMB 38-45	HPT 06 FMF 38-45	BSP 3/8	18	43	11	17
	HPT 06 FMB 1415-45	HPT 06 FMF 1415-45	M14x1.5	18	43	11	17
	HPT 06 FMB 1615-45	HPT 06 FMF 1615-45	M16x1.5	18	43	11	17
9	HPT 09 FMB 38-45	HPT 09 FMF 38-45	BSP 3/8	23	52	11	17
	HPT 09 FMB 1615-45	HPT 09 FMF 1615-45	M16x1.5	23	52	11	17
13	HPT 13 FMB 2415-45	HPT 13 FMF 2415-45	M24x1.5	32	88	16	24

MONOCOUPLINGS FOR FLUIDS / SERIES HPT

Size			Ød	Ød1	L	L1	HEX
6	HPT 06 FMB 14-90	HPT 06 FMF 14-90	BSP 1/4	18	43	11	14
	HPT 06 FMB 38-90	HPT 06 FMF 38-90	BSP 3/8	18	43	11	17
	HPT 06 FMB 1415-90	HPT 06 FMF 1415-90	M14x1.5	18	43	11	17
	HPT 06 FMB 1615-90	HPT 06 FMF 1615-90	M16x1.5	18	43	11	17
9	HPT 09 FMB 38-90	HPT 09 FMF 38-90	BSP 3/8	23	52	11	17
	HPT 09 FMB 1615-90	HPT 09 FMF 1615-90	M16x1.5	23	52	11	17
13	HPT 13 FMB 2415-90	HPT 13 FMF 2415-90	M24x1.5	32	88	16	24

Cylindrical male thread socket 90°

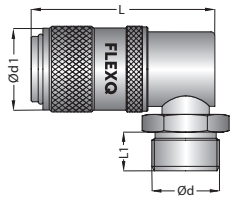

Size			Ød	Ød1	L	HEX
6	HPT 06 FFB 14	HPT 06 FFF 14	BSP 1/4	18	47	17
	HPT 06 FFB 38	HPT 06 FFF 38	BSP 3/8	18	47	19
	HPT 06 FFB 1415	HPT 06 FFF 1415	M14x1.5	18	47	17
9	HPT 09 FFB 14	HPT 09 FFF 14	BSP 1/4	32	48	21
	HPT 09 FFB 38	HPT 09 FFF 38	BSP 3/8	32	48	21
	HPT 09 FFB 12	HPT 09 FFF 12	BSP 1/2	32	51	24
	HPT 09 FFB 1615	HPT 09 FFF 1615	M16x1.5	32	28	21
13	HPT 13 FFB 34	HPT 13 FFF 34	BSP 3/4	32	77	30

Cylindrical female thread socket



Size	Without Valve	Ød	Ød1	Ød2	L	L1	L2
6	HPT 06 FCF 125	6	18	8x1	44	125	2
	HPT 06 FCF 250	6	18	8x1	44	250	2
	HPT 06 FCF 500	6	18	8x1	44	500	2
9	HPT 09 FCF 125	9	23	10x1	52	125	2
	HPT 09 FCF 250	9	23	10x1	52	250	2
	HPT 09 FCF 500	9	23	10x1	52	500	2
13	HPT 13 FCF 160	13	32	14x1	80	160	3
	HPT 13 FCF 315	13	32	14x1	80	315	3
	HPT 13 FCF 500	13	32	14x1	80	500	3

Includes 2 sockets and pipe

Bridge

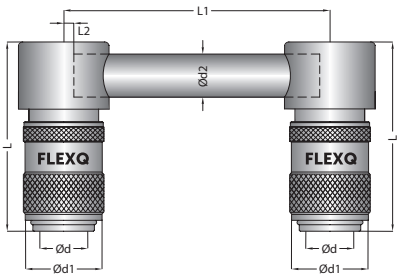

Size	Without Valve	Ød	Ød1	Ød2	Ød3	L	L3
6	HPT 06 FCF	9	18	8x1	20	44	37
9	HPT 09 FCF	13	23	10x1	26	52	43
13	HPT 13 FCF	19	32	14x1	36	80	65

Diverting socket

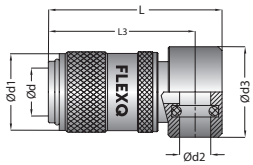

Size	Brass Tube	Ød	Ød1	Length
6	CBM 0810x1000	8	6	1000 mm
9	CBM 1010x1000	10	8	1000 mm
13	CBM 1410x1000	14	12	1000 mm

Pipe

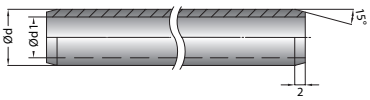

Cylindrical male thread socket short version

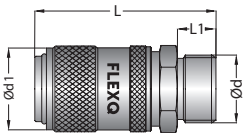

Size			Ød	Ød1	L	L1	HEX
6	HPT 06 FMB 14x38	HPT 06 FMF 14x38	BSP 1/4	18	38	9	17
9	HPT 09 FMB 38x38	HPT 09 FMF 38x38	BSP 3/8	23	38	9	21

Adapting Socket with plug



Size			Ød	Ød1	Ød2	Ød3	L	max.flow
6	HPT 06 FXB HPT 06	HPT 06 FXF HPT 06	6	9	18	9	46	6
6	HPT 06 FXB HPT 09	HPT 06 FXF HPT 09	9	13	18	9	46	9
9	HPT 09 FXB HPT 06	HPT 09 FXF HPT 06	6	9	23	13	50.3	6
9	HPT 09 FXB HPT 09	HPT 09 FXF HPT 09	9	13	23	13	50.3	9
6	HPT 06 FXB IPT 06	HPT 06 FXF IPT 06	6	9.5	18	9	43	6
6	HPT 06 FXB IPT 09	HPT 06 FXF IPT 09	9	13.5	18	9	45	9
9	HPT 09 FXB IPT 06	HPT 09 FXF IPT 06	6	9.5	23	13	52	6
9	HPT 09 FXB IPT 09	HPT 09 FXF IPT 09	9	13.5	23	13	52	9

Blind Socket



Size	Order No	Ød	L
6	HPT 06 FB	18	34
9	HPT 09 FB	23	40
13	HPT 13 FB	32	58

Blind Plug

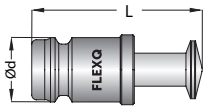

Size	Order No	Ød	L
6	HPT 06 MB	9	29
9	HPT 09 MB	13	31
13	HPT 13 MB	19	51

Adapting Plug

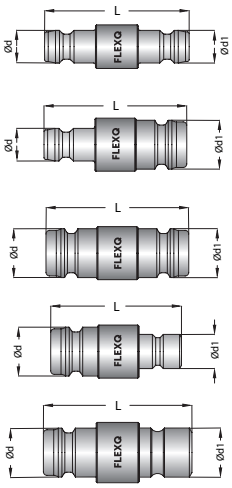

Size		Ød	Ød1	L
6	HPT 06 MXM HPT 06	9	9	34
6	HPT 09 MXM HPT 09	9	13	38
9	HPT 06 MXM HPT 09	13	13	40
9	HPT 09 MXM IPT 06	13	9.5	38
9	HPT 09 MXM IPT 09	13	13.5	40

MONOCOUPLINGS FOR FLUIDS / SERIES HPT

Male thread plug

Size		ØD	Ød1	L	L1	HEX
6	HPT 06 MMF 18	BSP 1/8	9	24	7	11
	HPT 06 MMF 14	BSP 1/4	9	26	9	14
	HPT 06 MMF 38	BSP 3/8	9	26	9	17
	HPT 06 MMF 1010	M10x1.0	9	24	7	11
	HPT 06 MMF 1015	M10x1.5	9	25	8	11
	HPT 06 MMF 1215	M12x1.5	9	27	9	17
	HPT 06 MMF 12175	M12x1.75	9	27	9	14
	HPT 06 MMF 1415	M14x1.5	9	26	9	15
	HPT 06 MMF 1615	M16x1.5	9	26	9	17
	HPT 06 MRF 18	BSPT 1/8	9	26	9	11
	HPT 06 MRF 14	BSPT 1/4	9	30	12	14
	HPT 06 MRF 38	BSPT 3/8	9	30	13	17
9	HPT 09 MMF 18	BSP 1/8	13.5	24	7	14
	HPT 09 MMF 14	BSP 1/4	13.5	26	9	14
	HPT 09 MMF 38	BSP 3/8	13.5	26	9	17
	HPT 09 MMF 12	BSP 1/2	13.5	30	12	21
	HPT 09 MMF 1010	M10x1.0	13.5	24	7	14
	HPT 09 MMF 1015	M10x1.5	13.5	26	9	14
	HPT 09 MMF 12175	M12x1.75	13.5	29	9	14
	HPT 09 MMF 1415	M14x1.5	13.5	26	9	15
	HPT 09 MMF 1615	M16x1.5	13.5	26	9	17
	HPT 09 MRF 14	BSPT 1/4	13.5	31	12	14
	HPT 09 MRF 38	BSPT 3/8	13.5	31	13	17
	HPT 09 MRF 12	BSPT 1/2	13.5	36	16	22
	HPT 09 MRF 34	BSPT 3/4	13.5	40	18	27
13	HPT 13 MMF 12	BSP 1/2	19	47	12	22
	HPT 13 MMF 34	BSP 3/4	19	51	16	27
	HPT 13 MMF 10	BSP 1	19	53	17	35
	HPT 13 MMF 2415	M24x1.5	19	51	16	27

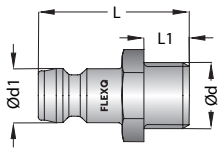

Standard hose tail plug

Size		Ød	Ød1	L	L1
6	HPT 06 MHF 06	6 mm	9	37	19
	HPT 06 MHF 09	9 mm	9	37	19
	HPT 06 MHF 13	13 mm	9	43	25
9	HPT 09 MHF 09	9 mm	13.5	40	24
	HPT 09 MHF 13	13 mm	13.5	41	24
13	HPT 13 MHF 16	16 mm	19	54	24
	HPT 13 MHF 19	19 mm	19	61	32

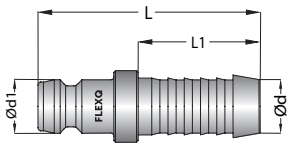

Cylindrical male thread plug inner hex.

Inner HEX

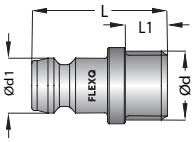

Size		Ød	Ød1	L	L1	HEX
6	HPT 06 MMFH 18	BSP 1/8	9	24	7	5
	HPT 06 MMFH 14	BSP 1/4	9	27	9	5
	HPT 06 MMFH 0875	M8x075	9	24	8	5
	HPT 06 MMFH 1010	M10x1	9	24	8	5
	HPT 06 MMFH 1415	M14x1.5	9	27	9	5
9	HPT 09 MMFH 18	BSP 1/8	13.5	24	7	7
	HPT 09 MMFH 14	BSP 1/4	13.5	26	9	7
	HPT 09 MMFH 38	BSP 3/8	13.5	26	9	7
	HPT 09 MMFH 1010	M10x1.0	13.5	26	9	7
	HPT 09 MMFH 12175	M12x1.75	13.5	26	9	7
	HPT 09 MMFH 1415	M14x1.5	13.5	26	9	7

Cylindrical male thread plug with valve

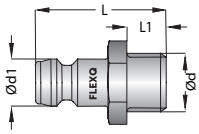

Size		Ød	Ød1	L	L1	HEX
6	HPT 06 MMB 14	BSP 1/4	9	28	11	14
	HPT 06 MMB 38	BSP 3/8	9	28	11	17
	HPT 06 MMB 1415	M14x1.5	9	28	11	14
9	HPT 09 MMB 14	BSP 1/4	13	29	12	14
	HPT 09 MMB 38	BSP 3/8	13	30	12	17
	HPT 09 MMB 12	BSP 1/2	13	31	12	21
	HPT 09 MMB 1415	M14x1.5	13	30	12	15
	HPT 09 MMB 1615	M16x1.5	13	30	12	17
13	HPT 13 MMB 12	BSP 1/2	19	47	15	22
	HPT 13 MMB 34	BSP 3/4	19	51	15	27
	HPT 13 MMB 2415	M24x1.5	19	51	17	27

Clampless hose tail plug

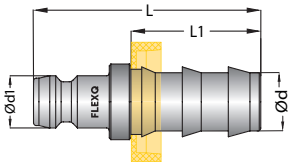

Size		Ød	Ød1	L	L1
6	HPT 06 MPF 10	10 mm	9	44	24
	HPT 06 MPF 13	13 mm	9	45	28
9	HPT 09 MPF 10	10 mm	13.4	43	24
	HPT 09 MPF 13	13 mm	13.5	47	28
13	HPT 13 MPF 16	16 mm	19	70	38
	HPT 13 MPF 19	19 mm	19	70	38

Extension

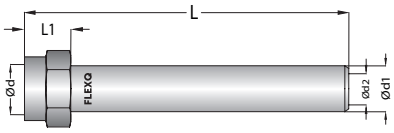

Size		Ød	Ød1	Ød2	L	L1	HEX
6	FEN 14-120	BSP 1/4	10	6	120	11	17
9	FEN 38-150	BSP 3/8	14	9	150	11	22
6	FEN 1415-120	M14x1.5	10	6	120	12	17
9	FEN 1615-120	M16x1.5	14	9	150	12	22

MONOCOUPLINGS FOR FLUIDS / SERIES HPT

Size		Ød	Ød1	L	L1	L2	HEX
6	HPT 06 MRF 18-90	BSPT 1/8	9	27	9	23.5	11
	HPT 06 MRF 14-90	BSPT 1/4	9	27	11	27.5	15
	HPT 06 MMF 0875-90	M8x0.75	9	27	9	23.5	11
	HPT 06 MMF 1010-90	M10x1	9	27	9	23.5	11
	HPT 06 MMF 1415-90	M14x1.5	9	34	11	27.5	15
9	HPT 09 MRF 18-90	BSPT 1/8	13	34	9	24.5	15
	HPT 09 MRF 14-90	BSPT 1/4	13	34	11	24.5	15
	HPT 09 MMF 1415-90	M14x1.5	13	34	11	24.5	15
13	HPT 13 MRF 12-90	BSPT 1/2	19	41	15	42	25
	HPT 13 MMF 2415 -90	M24x1.5	19	41	16	42	25

Male thread plug 90°
Metric DIN 158 - Conical DIN 2999)

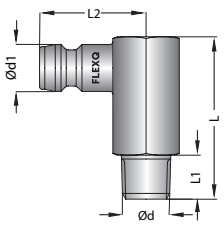

Size		Ød	Ød1	L	HEX
6	HPT 06 MFF 18	BSP 1/8	9	23	13
	HPT 06 MFF 14	BSP 1/4	9	27	17
	HPT 06 MFF 38	BSP 3/8	9	27	19
9	HPT 09 MFF 14	BSP 1/4	13	26	17
	HPT 09 MFF 38	BSP 3/8	13	27	19
	HPT 09 MFF 12	BSP 1/2	13	30	24
13	HPT 13 MFF 12	BSP 1/2	19	44	24
	HPT 13 MFF 34	BSP 3/4	19	50	30

Cylindrical female thread plug

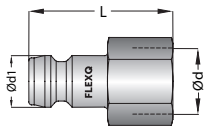

Size		Ød	Ød1	L	L1	HEX
6	HPT 06 MMFL 18x100	BSP 1/8	9	100	6x10	11
	HPT 06 MMFL 14x100	BSP 1/4	9	100	6x10	14
	HPT 06 MMFL 38x100	BSP 3/8	9	100	6x10	17
	HPT 06 MMFL 1010x100	M10x1.0	9	100	6x10	11
	HPT 06 MMFL 1415x100	M14x1.5	9	100	6x10	14
9	HPT 09 MMFL 14x100	BSP 1/4	13	100	6x10	14
	HPT 09 MMFL 38x100	BSP 3/8	13	100	6x10	17
	HPT 09 MMFL 1415x100	M14x1.5	13	100	6x10	14
	HPT 09 MMFL 1615x100	M16x1.5	13	100	6x10	17

Male long thread plug

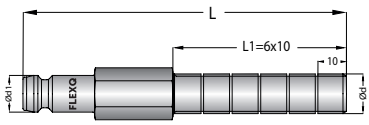

Plug extension

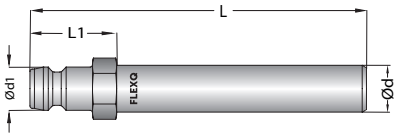

Size		Ød	Ød1	L	L1	HEX
6	HPT 06 MEF 63	8	9	63	21	9
	HPT 06 MEF 100-08	8	9	100	21	9
	HPT 06 MEF 100-10	10	9	100	21	11
	HPT 06 MEF 120	10	9	120	21	11
	HPT 06 MEF 240	10	9	240	21	11
	HPT 06 MEF 360	10	9	360	21	11
9	HPT 09 MEF 50	14	13	50	22	15
	HPT 09 MEF 100	14	13	100	22	15
	HPT 09 MEF 120	14	13	120	22	15
	HPT 09 MEF 150	14	13	150	22	15
	HPT 09 MEF 300	14	13	300	22	15
	HPT 09 MEF 450	14	13	450	22	15
13	HPT 13 MEF 500	21	19	500	35	22
	HPT 13 MEF 800	21	19	800	35	22

Male thread extention plug

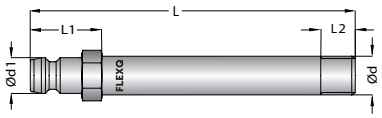

Size		Ød	Ød1	L	L1	L2	HEX
6	HPT 06 MRF 18xL	BSPT 1/8	9	*	21	7	11
	HPT 06 MRF 14xL	BSPT 1/4	9	*	22	9	14
	HPT 06 MMF 0875xL	M8x0.75	9	*	21	7	11
	HPT 06 MMF 1010xL	M10x1.0	9	*	21	7	11
	HPT 06 MMF 1015xL	M14x1.5	9	*	21	9	11

* L : Length (mm): 50 / 80 / 100 / 120 / 150 / 200

Male thread extention plug

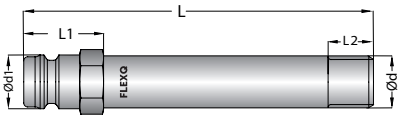

Size		Ød	Ød1	L	L1	L2	HEX
9	HPT 09 MRF 14xL	BSPT 1/4	13.5	*	22	9	14
	HPT 09 MRF 38xL	BSPT 3/8	13.5	*	22	9	17
	HPT 09 MMF 18xL	BSP 1/8	13.5	*	22	7	14
	HPT 09 MMF 14xL	BSP 1/4	13.5	*	22	9	14
	HPT 09 MMF 38xL	BSP 3/8	13.5	*	22	9	17
	HPT 09 MMF 08125xL	M8x1.25	13.5	*	22	9	14
	HPT 09 MMF 1010xL	M10x1.0	13.5	*	22	10	14
	HPT 09 MMF 1015xL	M10x1.5	13.5	*	22	10	14
	HPT 09 MMF 1215xL	M12x1.5	13.5	*	22	10	14
	HPT 09 MMF 12175xL	M12x1.75	13.5	*	22	10	14
	HPT 09 MMF 1415xL	M14x1.5	13.5	*	22	10	15
	HPT 09 MMF 1420xL	M14x2.0	13.5	*	22	10	15
	HPT 09 MMF 1615xL	M16x1.5	13.5	*	22	13	17
	HPT 09 MMF 1620xL	M16x2.0	13.5	*	22	13	17

* L : Length (mm): 50 / 80 / 100 / 120 / 150 / 200

MONOCOUPLINGS FOR FLUIDS / SERIES HPT

Size		Description	Material	Working Temp.
6	SK HPT 06 MN	Plug Seal Kit	NBR - Nitrile	-15°C +100°C
9	SK HPT 09 MN	Plug Seal Kit	NBR - Nitrile	-15°C +100°C
13	SK HPT 13 MN	Plug Seal Kit	NBR - Nitrile	-15°C +100°C
6	SK HPT 06 FN	Socket Seal Kit	NBR - Nitrile	-15°C +100°C
9	SK HPT 09 FN	Socket Seal Kit	NBR - Nitrile	-15°C +100°C
13	SK HPT 13 FN	Socket Seal Kit	NBR - Nitrile	-15°C +100°C
6	SK HPT 06 MV	Plug Seal Kit	FPM - Viton	-20°C +200°C
9	SK HPT 09 MV	Plug Seal Kit	FPM - Viton	-20°C +200°C
13	SK HPT 13 MV	Plug Seal Kit	FPM - Viton	-20°C +200°C
6	SK HPT 06 FV	Socket Seal Kit	FPM - Viton	-20°C +200°C
9	SK HPT 09 FV	Socket Seal Kit	FPM - Viton	-20°C +200°C
13	SK HPT 13 FV	Socket Seal Kit	FPM - Viton	-20°C +200°C

Replacement seal set

FLUIDS

FLEXQ
CONNECTORS

IPT
International Standard Profile for Cooling

LINKING PRECISION WITH PERFORMANCE

IPT, the international standard quick coupling system for low pressure applications

Characteristics

- High quality materials
- Compact and ergonomic design
- Robust sealing concept
- Available in stainless steel
- Available as multicoupling

Clampless hose system

- Allows time-saving assembly without using hose clamps
- Space saving
- Reduces the risk of injury from sharp clamps
- Extensive application possibilities

Disconnecting lock

All couplings are available with the "disconnecting lock" safety feature.

Option: SR



Option: S



IPT COOLING STANDARD

SERIE IPT

TEMPERATURE REGULATION

PROFILE INTERNATIONAL

Options

• Colour coding	R / B
• Stainless Steel	VA
• Safety locking	S

Applications

- Cooling and heating
- Injection moulding
- Die casting

Materials

Body Socket	Brass
Body Plug	Brass
Sleeve	Brass
Valve	Brass
Locking Ring	Stainless steel
Spring	Stainless steel
Balls	Stainless steel
Seals	Viton (V)

Temperature range

max.°C

Nitril (NBR)	N	- 15 °C +100 °C	
Fluorcarbon (FPM)	V	- 20 °C +160 °C -20 °C +200 °C	Water Heating Oil

VALVES

	IPT 06	IPT 09	IPT 15
mm Flow Size	6	9	15
max. bar Pressure	10	15	15

Always make sure no medium flows before disconnecting

FLEXQ Series IPT - Flow Rate & Pressure Drop Graph

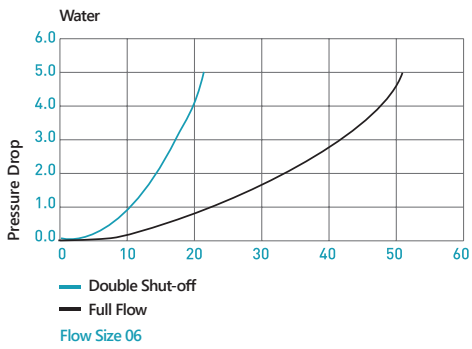

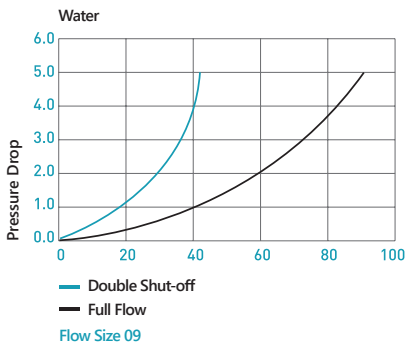

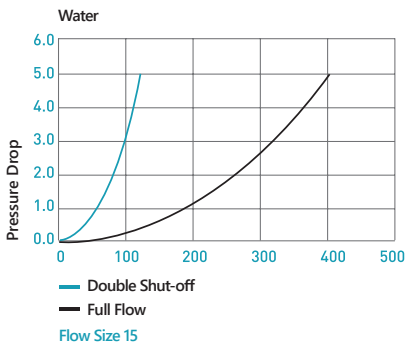

MONOCOUPLINGS FOR FLUIDS / SERIES IPT

Standard hose tail socket

Size			Ød	Ød1	L	L1
6	IPT 06 FHB 06	IPT 06 FHF 06	6 mm	17	56	50	23
	IPT 06 FHB 09	IPT 06 FHF 09	9 mm	17	56	50	23
	IPT 06 FHB 13	IPT 06 FHF 13	13 mm	17	56	52	25
9	IPT 09 FHB 09	IPT 09 FHF 09	9 mm	23	66	57	23
	IPT 09 FHB 13	IPT 09 FHF 13	13 mm	23	68	69	25
15	IPT 15 FHB 16	IPT 15 FHF 16	16 mm	32	85	71	25
	IPT 15 FHB 19	IPT 15 FHF 19	19 mm	32	93	78	28

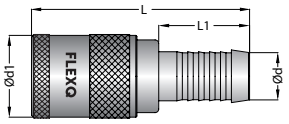

Clampless hose tail socket

Size			Ød	Ød1	L	L1
6	IPT 06 FPB 06	IPT 06 FPF 06	6 mm	17	53	47	19
	IPT 06 FPB 10	IPT 06 FPF 10	10 mm	17	58	50	24
	IPT 06 FPB 13	IPT 06 FPF 13	13 mm	17	62	54	28
9	IPT 09 FPB 10	IPT 09 FPF 10	10 mm	22	68	60	24
	IPT 09 FPB 13	IPT 09 FPF 13	13 mm	22	72	64	28
15	IPT 15 FPB 16	IPT 15 FPF 16	16 mm	32	101	84	38
	IPT 15 FPB 19	IPT 15 FPF 19	19 mm	32	101	84	38

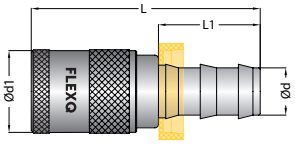

Standard hose tail socket 45°

Size			Ød	Ød1	L	L1
6	IPT 06 FHB 06-45	IPT 06 FHF 06-45	6 mm	17	45	45	23
	IPT 06 FHB 09-45	IPT 06 FHF 09-45	9 mm	17	45	45	23
	IPT 06 FHB 13-45	IPT 06 FHF 13-45	13 mm	17	45	45	23
9	IPT 09 FHB 09-45	IPT 09 FHF 09-45	9 mm	23	58	58	23
	IPT 09 FHB 13-45	IPT 09 FHF 13-45	13 mm	23	58	58	25
15	IPT 15 FHB 16-45	IPT 15 FHF 16-45	16 mm	32	78	78	25
	IPT 15 FHB 19-45	IPT 15 FHF 19-45	19 mm	32	78	78	28

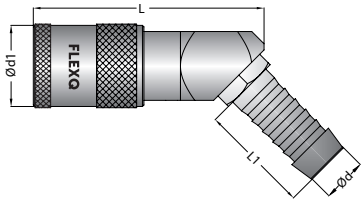

Clampless hose tail socket 45°

Size			Ød	Ød1	L	L1
6	IPT 06 FPB 06-45	IPT 06 FPF 06-45	6 mm	17	45	45	19
	IPT 06 FPB 10-45	IPT 06 FPF 10-45	10 mm	17	45	45	24
	IPT 06 FPB 13-45	IPT 06 FPF 13-45	13 mm	17	45	45	28
9	IPT 09 FPB 10-45	IPT 09 FPF 10-45	10 mm	23	58	58	24
	IPT 09 FPB 13-45	IPT 09 FPF 13-45	13 mm	23	60	58	28
15	IPT 15 FPB 16-45	IPT 15 FPF 16-45	16 mm	32	78	78	38
	IPT 15 FPB 19-45	IPT 15 FPF 19-45	19 mm	32	78	78	38

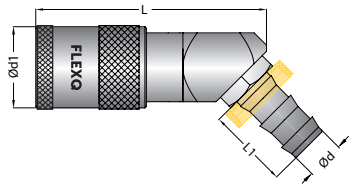

Clampless hose tail socket 90°

Size		Ød	Ød1	L	L1
6	IPT 06 FPF 06-90X26	6 mm	17	26	19
	IPT 06 FPF 10-90X26	10 mm	17	26	24
9	IPT 09 FPF 10-90X36	10 mm	23	36	24
	IPT 09 FPF 13-90X36	13 mm	23	36	28

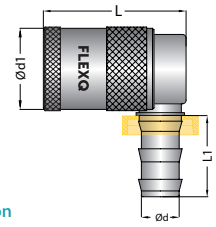

Short version

Standard hose tail socket 90°

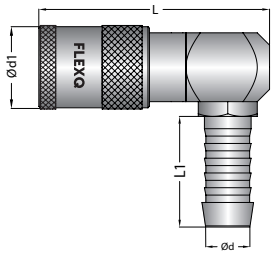

Size			Ød	Ød1	L		L1
6	IPT 06 FHB 06-90	IPT 06 FHF 06-90	6 mm	17	45	45	23
	IPT 06 FHB 09-90	IPT 06 FHF 09-90	9 mm	17	45	45	23
	IPT 06 FHB 13-90	IPT 06 FHF 13-90	13 mm	17	45	45	25
9	IPT 09 FHB 09-90	IPT 09 FHF 09-90	9 mm	23	58	58	23
	IPT 09 FHB 13-90	IPT 09 FHF 13-90	13 mm	23	58	58	25
15	IPT 15 FHB 16-90	IPT 15 FHF 16-90	16 mm	32	81	81	28
	IPT 15 FHB 19-90	IPT 15 FHF 19-90	19 mm	32	81	81	28

Clampless hose tail socket 90°

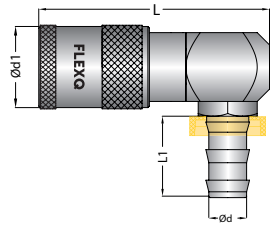

Size			Ød	Ød1	L		L1
6	IPT 06 FPB 06-90	IPT 06 FPF 06-90	6 mm	17	45	45	19
	IPT 06 FPB 10-90	IPT 06 FPF 10-90	10 mm	17	45	45	24
	IPT 06 FPB 13-90	IPT 06 FPF 13-90	13 mm	17	45	45	28
9	IPT 09 FPB 10-90	IPT 09 FPF 10-90	10 mm	23	58	58	24
	IPT 09 FPB 13-90	IPT 09 FPF 13-90	13 mm	23	58	58	28
15	IPT 15 FPB 16-90	IPT 15 FPF 16-90	16 mm	32	81	81	38
	IPT 15 FPB 19-90	IPT 15 FPF 19-90	19 mm	32	81	81	38

Cylindrical female thread socket

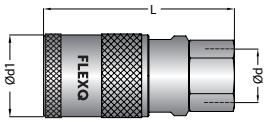

Size			Ød	Ød1	L	HEX
6	IPT 06 FFB 18	IPT 06 FFF 18	BSP 1/8	17	41	14
	IPT 06 FFB 14	IPT 06 FFF 14	BSP 1/4	17	43	16
	IPT 06 FFB 38	IPT 06 FFF 38	BSP 3/8	17	43	19
9	IPT 09 FFB 14	IPT 09 FFF 14	BSP 1/4	23	52	17
	IPT 09 FFB 38	IPT 09 FFF 38	BSP 3/8	23	52	19
	IPT 09 FFB 12	IPT 09 FFF 12	BSP 1/2	23	57	24
15	IPT 15 FFB 12	IPT 15 FFF 12	BSP 1/2	32	70	27
	IPT 15 FFB 34	IPT 15 FFF 34	BSP 3/4	32	75	30

Cylindrical male thread socket

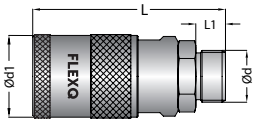

Size			Ød	Ød1	L	L1	HEX
6	IPT 06 FMB 14	IPT 06 FMF 14	BSP 1/4	17	46	11	14
	IPT 06 FMB 38	IPT 06 FMF 38	BSP 3/8	17	46	11	17
	IPT 06 FMB 1415	IPT 06 FMF 1415	M14x1.5	17	46	11	15
	IPT 06 FMB 1615	IPT 06 FMF 1615	M16x1.5	17	46	11	17
9	IPT 09 FMB 14	IPT 09 FMF 14	BSP 1/4	23	56	11	17
	IPT 09 FMB 38	IPT 09 FMF 38	BSP 3/8	23	56	11	17
	IPT 09 FMB 12	IPT 09 FMF 12	BSP 1/2	23	58	12	21
	IPT 09 FMB 1615	IPT 09 FMF 1615	M16x1.5	23	56	11	17
15	IPT 15 FMB 12	IPT 15 FMF 12	BSP 1/2	32	78	12	22
	IPT 15 FMB 34	IPT 15 FMF 34	BSP 3/4	32	82	16	30
	IPT 15 FMB 2415	IPT 15 FMF 2415	M24x1.5	32	82	16	27

MONOCOUPLINGS FOR FLUIDS / SERIES IPT

Size			Ød	Ød1	L	L1	HEX
6	IPT 06 FMB 14-45	IPT 06 FMF 14-45	BSP 1/4	17	45	11	14
	IPT 06 FMB 38-45	IPT 06 FMF 38-45	BSP 3/8	17	45	11	17
	IPT 06 FMB 1415-45	IPT 06 FMF 1415-45	M14x1.5	17	45	11	15
	IPT 06 FMB 1615-45	IPT 06 FMF 1615-45	M16x1.5	17	45	11	17
9	IPT 09 FMB 38-45	IPT 09 FMF 38-45	BSP 3/8	23	58	11	17
	IPT 09 FMB 1615-45	IPT 09 FMF 1615-45	M16x1.5	23	58	11	17
15	IPT 15 FMB 12-45	IPT 15 FMF 12-45	BSP 1/2	32	76	12	22
	IPT 15 FMB 2415-45	IPT 15 FMF 2415-45	M24x1.5	32	76	16	30

Cylindrical male thread socket 45°

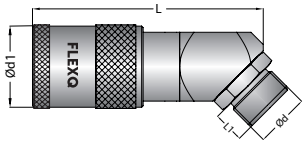

Size			Ød	Ød1	L	L1	HEX
6	IPT 06 FMB 14-90	IPT 06 FMF 14-90	BSP 1/4	17	45	11	14
	IPT 06 FMB 38-90	IPT 06 FMF 38-90	BSP 3/8	17	45	11	17
	IPT 06 FMB 1415-90	IPT 06 FMF 1415-90	M14x1.5	17	45	11	15
	IPT 06 FMB 1615-90	IPT 06 FMF 1615-90	M16x1.5	17	45	11	17
9	IPT 09 FMB 38-90	IPT 09 FMF 38-90	BSP 3/8	23	58	11	17
	IPT 09 FMB 1615-90	IPT 09 FMF 1615-90	M16x1.5	23	58	11	17
15	IPT 15 FMB 12-90	IPT 15 FMF 12-90	BSP 1/2	32	81	12	32
	IPT 15 FMB 2415-90	IPT 15 FMF 2415-90	M24x1.5	32	81	16	30

Cylindrical male thread socket 90°

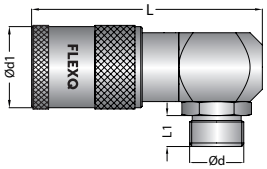

Size		Ød1	L
6	IPT 06 FB	17	27
9	IPT 09 FB	23	36
15	IPT 15 FB	32	44

Blind Socket

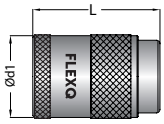

Size			Ød	Ød1	Ød2	Ød3	L	max. flow
6	IPT 06 FXB IPT 06	IPT 06 FXF IPT 06	6	9.5	17	9.5	41	6
6	IPT 06 FXB IPT 09	IPT 06 FXF IPT 09	9	13.5	23	9.5	48	6
9	IPT 09 FXB IPT 06	IPT 09 FXF IPT 06	6	9.5	17	13.5	51	6
9	IPT 09 FXB IPT 09	IPT 09 FXF IPT 09	9	13.5	23	13.5	53	9

Adapting socket with the plug

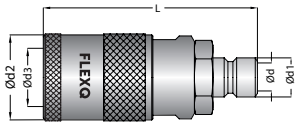

Size			Ød	Ød1	Ød2	Ød3	L	max. flow
6	IPT 06 FXB HPT 06	IPT 06 FXF HPT 06	6	9	17	9.5	40	6
6	IPT 06 FXB HPT 09	IPT 06 FXF HPT 09	9	13	23	9.5	36	6
9	IPT 09 FXB HPT 06	IPT 09 FXF HPT 06	6	9	17	13.5	50	6
9	IPT 09 FXB HPT 09	IPT 09 FXF HPT 09	9	13	23	13.5	57	9

Adapting socket with the plug

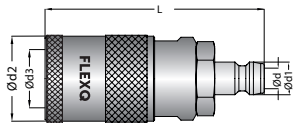

Bridge

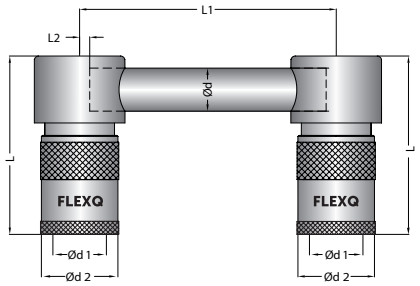

Size		Ød	Ød1	Ød2	L	L1	L2
6	IPT 06 FCF 125	8x1	9.4	17	44	125	2
	IPT 06 FCF 250	8x1	9.4	17	44	250	2
	IPT 06 FCF 500	8x1	9.4	17	44	500	2
9	IPT 09 FCF 125	10x1	13.5	23	57	125	2
	IPT 09 FCF 250	10x1	13.5	23	57	250	2
	IPT 09 FCF 500	10x1	13.5	23	57	500	2

Includes 2 sockets and pipe

Diverting sockets

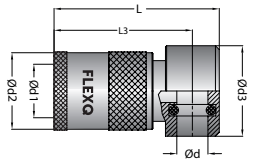

Size		Ød	Ød1	Ød2	Ød3	L	L3
6	IPT 06 FCF	8x1	9.4	17	20	44	37
9	IPT 09 FCF	10x1	13.5	23	26	57	49

Pipe

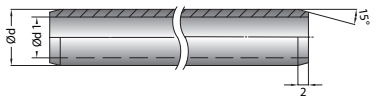

Size	Brass Tube	Ød	Ød1	Length
6	CBM 0810x1000	8	6	1000 mm
9	CBM 1010x1000	10	8	1000 mm

Blind Plug

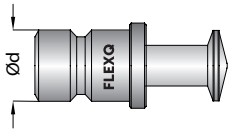

Size	Order No	Ød
6	IPT 06 MB	9.4
9	IPT 09 MB	13.5
15	IPT 13 MB	20

Adapting Plug

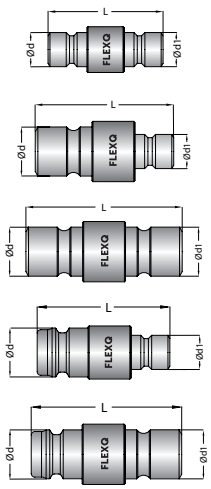

Size		Ød	Ød1	L
6	IPT 06 MXM IPT 06	9.4	9,4	32
6	IPT 06 MXM IPT 09	13,5	9,4	32
9	IPT 09 MXM IPT 09	13,5	13,5	33
6	IPT 06 MXM HPT 06	9,4	9,4	28
9	IPT 09 MXM HPT 09	13,5	13,5	33

MONOCOUPLINGS FOR FLUIDS / SERIES IPT

Size		Ød	Ød1	L	L1	HEX
6	IPT 06 MRF 18	BSPT 1/8	9.4	24	9	11
	IPT 06 MRF 14	BSPT 1/4	9.4	27	12	14
	IPT 06 MRF 38	BSPT 3/8	9.4	27	12	17
	IPT 06 MTF 18	NPT 1/8	9.4	24	9	11
	IPT 06 MTF 14	NPT 1/4	9.4	28	13	14
	IPT 06 MTF 38	NPT 3/8	9.4	28	13	17
	IPT 06 MMF 1010	M10x1	9.4	24	9	11
	IPT 06 MMF 1415	M14x1.5	9.4	26	11	15
	IPT 06 MMF 1615	M16x1.5	9.4	26	11	17

Conical male thread plug

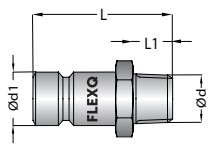

Size		Ød	Ød1	L	L1	HEX
9	IPT 09 MRF 14	BSPT 1/4	13.5	33	12	14
	IPT 09 MRF 38	BSPT 3/8	13.5	33	12	17
	IPT 09 MRF 12	BSPT 1/2	13.5	38	17	22
	IPT 09 MTF 14	NPT 1/4	13.5	33	13	14
	IPT 09 MTF 38	NPT 3/8	13.5	33	13	17
	IPT 09 MTF 12	NPT 1/2	13.5	38	17	22
	IPT 09 MMF 1010	M10x1	13.5	32	10	14
	IPT 09 MMF 1415	M14x1.5	13.5	32	11	15
	IPT 09 MMF 1615	M16x1.5	13.5	33	12	17

Conical male thread plug

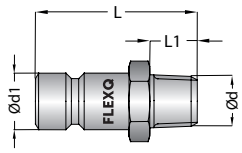

Size		Ød	Ød1	L	L1	HEX
15	IPT 15 MRF 14	BSPT 1/4	20	38	12	21
	IPT 15 MRF 38	BSPT 3/8	20	38	12	21
	IPT 15 MRF 12	BSPT 1/2	20	42	16	22
	IPT 15 MRF 34	BSPT 3/4	20	43	18	27
	IPT 15 MTF 38	NPT 3/8	20	39	13	22
	IPT 15 MTF 12	NPT 1/2	20	42	16	22
	IPT 15 MTF 34	NPT 3/4	20	43	18	27

Conical male thread plug

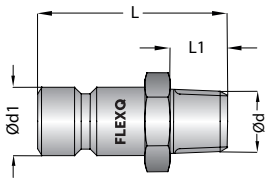

Size		Ød	Ød1	L	L1
6	IPT 06 MHF 06	6 mm	9.4	37	23
	IPT 06 MHF 09	9 mm	9.4	37	23
9	IPT 09 MHF 09	9 mm	13.5	45	26
	IPT 09 MHF 13	13 mm	13.5	45	26
15	IPT 15 MHF 16	16 mm	20	50	28
	IPT 15 MHF 19	19 mm	20	55	28

Standard hose plug /

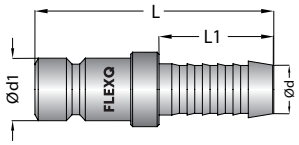

Size		Ød	Ød1	L	L1
6	IPT 06 MPF 06	6 mm	9.4	38	24
	IPT 06 MPF 10	10 mm	9.4	38	24
9	IPT 09 MPF 10	10 mm	13.5	45	24
	IPT 09 MPF 13	13 mm	13.5	48	28
15	IPT 15 MPF 16	16 mm	20	65	38
	IPT 15 MPF 19	19 mm	20	67	38

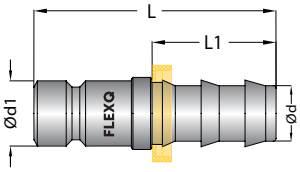

Conical male thread plug with valve

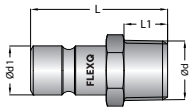

Size		Ød	Ød1	L	L1	HEX
6	IPT 06 MRB 14	BSPT 1/4	9.4	29	12	14
	IPT 06 MRB 38	BSPT 3/8	9.4	29	12	17
	IPT 06 MTB 14	NPT 1/4	9.4	29	12	14
	IPT 06 MTB 38	NPT 3/8	9.4	29	12	17
	IPT 06 MKB 1415	M14x1.5	9.4	29	12	14
9	IPT 09 MRB 14	BSPT 1/4	13.5	32	12	14
	IPT 09 MRB 38	BSPT 3/8	13.5	32	12	17
	IPT 09 MRB 12	BSPT 1/2	13.5	37	16	22
	IPT 09 MTB 14	NPT 1/4	13.5	32	12	14
	IPT 09 MTB 38	NPT 3/8	13.5	32	12	17
	IPT 09 MTB 12	NPT 1/2	13.5	37	16	22
	IPT 09 MKB 1415	M14x1.5	13.5	32	12	15
	IPT 09 MKB 1615	M16x1.5	13.5	32	12	17
15	IPT 15 MRB 12	BSPT 1/2	20	46	12	22
	IPT 15 MRB 34	BSPT 3/4	20	46	16	27
	IPT 15 MTB 12	NPT 1/2	20	46	12	22
	IPT 15 MTB 34	NPT 3/4	20	46	16	27

Cylindrical male thread plug innerhex

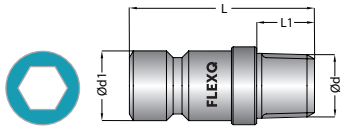

Inner HEX

Size		Ød	Ød1	L	L1	HEX
6	IPT 06 MRFH 18	BSPT 1/8	9.4	23	9	5
	IPT 06 MRFH 14	BSPT 1/4	9.4	23	13	5
	IPT 06 MKFH 1010	M10x1	9.4	23	9	5
	IPT 06 MKFH 1415	M14x1.5	9.4	25	9	5
9	IPT 09 MRFH 14	BSPT 1/4	13.5	30	13	8
	IPT 09 MRFH 38	BSPT 3/8	13.5	30	13	8
	IPT 09 MRFH 12	BSPT 1/2	13.5	30	15	8
	IPT 09 MKFH 1415	M14x1.5	13.5	31	9	8
	IPT 09 MKFH 1615	M16x1.5	13.5	31	9	8

MONOCOUPLINGS FOR FLUIDS / SERIES IPT

Size		Ød	Ød1	L	HEX
6	IPT 06 MFF 18	BSP 1/8	9.4	25	13
	IPT 06 MFF 14	BSP 1/4	9.4	32	16
	IPT 06 MFF 38	BSP 3/8	9.4	32	19
9	IPT 09 MFF 14	BSP 1/4	13.5	27	16
	IPT 09 MFF 38	BSP 3/8	13.5	28	19
	IPT 09 MFF 12	BSP 1/2	13.5	30	24

Plug with female thread

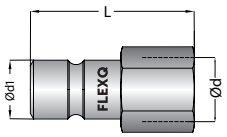

Size		Ød	Ød1	L	L1	L2	HEX
6	IPT 06 MRF 18-90	BSPT 1/8	9.4	27	9	20	11
	IPT 06 MRF 14-90	BSPT 1/4	9.4	34	11	22	15
	IPT 06 MRF 38-90	BSPT 3/8	9.4	34	11	22	17
	IPT 06 MTF 18-90	NPT 1/8	9.4	27	9	20	11
	IPT 06 MTF 14-90	NPT 1/4	9.4	34	11	22	15
	IPT 06 MTF 38-90	NPT 3/8	9.4	34	9	23	17
	IPT 06 MKF 1010-90	M10x1	9.4	27	11	20	11
	IPT 06 MKF 1415-90	M14x1.5	9.4	34	11	22	15
9	IPT 09 MRF 14-90	BSPT 1/4	13.5	38	11	27	15
	IPT 09 MRF 38-90	BSPT 3/8	13.5	38	11	27	17
	IPT 09 MTF 14-90	NPT 1/4	13.5	38	11	27	15
	IPT 09 MKF 1415-90	M14x1.5	13.5	38	11	27	17

Conical male thread plug 90°

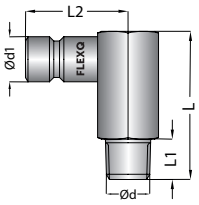

Size		Ød	Ød1	L	L1	HEX
6	IPT 06 MEF 63	10	9.4	63	46	11
	IPT 06 MEF 100	10	9.4	100	83	11
	IPT 06 MEF 120	10	9.4	120	103	11
	IPT 06 MEF 240	10	9.4	240	223	11
	IPT 06 MEF 360	10	9.4	360	343	11
9	IPT 09 MEF 150	14	13.5	150	127	15
	IPT 09 MEF 300	14	13.5	300	127	15
	IPT 09 MEF 450	14	13.5	450	127	15

Extention plug without thread

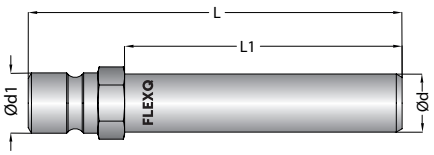

Male long thread plug

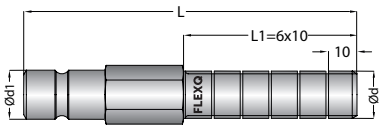

Size		Ød	Ød1	L	L1	HEX
6	IPT 06 MMFL 18x100	BSP 1/8	9.4	100	6x10	11
	IPT 06 MMFL 14x100	BSP 1/4	9.4	100	6x10	14
	IPT 06 MMFL 38x100	BSP 3/8	9.4	100	6x10	17
	IPT 06 MMFL 1010x100	M10x1	9.4	100	6x10	11
	IPT 06 MMFL 1415x100	M14x1.5	9.4	100	6x10	14
Size		**Ød**	**Ød1**	**L**	**L1**	**HEX**
9	IPT 09 MMFL 14x100	BSP 1/4	13.5	100	6x10	14
	IPT 09 MMFL 38x100	BSP 3/8	13.5	100	6x10	17
	IPT 09 MMFL 1415x100	M14x1.5	13.5	100	6x10	14
	IPT 09 MMFL 1615x100	M16x1.5	13.5	100	6x10	17

Male thread extention plug

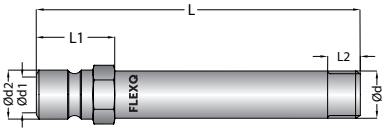

Size		Ød	Ød1	L	L1	L2	HEX
6	IPT 06 MRF 18xL	BSPT 1/8	9.4	*	17	9	11
	IPT 06 MRF 14xL	BSPT 1/4	9.4	*	17	12	14
	IPT 06 MTF 18xL	NPT 1/8	9.4	*	19	9	11
	IPT 06 MMF 1010xL	M10x1.0	9.4	*	19	9	11

⚠ * L : Length (mm): 60 / 80 / 100 / 120 / 150 / 200

9	IPT 09 MRF 14xL	BSPT 1/4	13.5	*	24	12	14
	IPT 09 MRF 38xL	BSPT 3/8	13.5	*	24	12	17
	IPT 09 MTF 14xL	NPT 1/4	13.5	*	24	9	14
	IPT 09 MTF 38xL	NPT 3/8	13.5	*	24	9	17
	IPT 09 MMF 1215xL	M12x1.5	13.5	*	25	9	14
	IPT 09 MMF 1415xL	M14x1.5	13.5	*	24	9	15

⚠ * L : Length (mm): 60 / 80 / 100 / 120 / 150 / 200

15	IPT 15 MRF 38xL	BSPT 3/8	20	*	40	12	22
	IPT 15 MRF 12xL	BSPT 1/2	20	*	40	12	22
	IPT 15 MTF 38xL	NPT 3/8	20	*	40	12	22
	IPT 15 MTF 12xL	NPT 1/2	20	*	40	12	22

⚠ * L : Length (mm): 60 / 80 / 100 / 120 / 150 / 200

Steel extention tube with female male thread

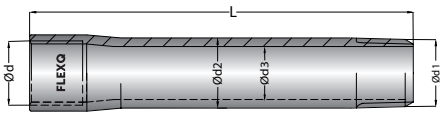

⚠ BSP (Female) - BSPT (Male)
NPT (Female) - NPT (Male)

Size	BSP-BSPT	NPT-NPT	Ød	Ød1	Ød2	Ød3	L	INNER HEX
1/8"	MFE 18/18-50 ST	TNE 18/18-50 ST	1/8	1/8	10	6	50	5
	MFE 18/18-75 ST	TNE 18/18-75 ST	1/8	1/8	10	6	75	5
	MFE 18/18-100 ST	TNE 18/18-100 ST	1/8	1/8	10	6	100	5
	MFE 18/18-125 ST	TNE 18/18-125 ST	1/8	1/8	10	6	125	5
1/4"	MFE 14/14-50 ST	TNE 14/14-50 ST	1/4	1/4	14	9	50	8
	MFE 14/14-75 ST	TNE 14/14-75 ST	1/4	1/4	14	9	75	8
	MFE 14/14-100 ST	TNE 14/14-100 ST	1/4	1/4	14	9	100	8
	MFE 14/14-125 ST	TNE 14/14-125 ST	1/4	1/4	14	9	125	8
	MFE 14/14-150 ST	TNE 14/14-150-ST	1/4	1/4	14	9	150	8

MONOCOUPLINGS FOR FLUIDS / SERIES IPT

Size	BSPT-BSPT	NPT-NPT	Ød	Ød1	Ød2	L
1/8″	RRE 18/18-50 ST	TTE 18/18-50 ST	1/8	10	6	50
	RRE 18/18-100 ST	TTE 18/18-100 ST	1/8	10	6	100
	RRE 18/18-150 ST	TTE 18/18-150 ST	1/8	10	6	150
	RRE 18/18-200 ST	TTE 18/18-200 ST	1/8	10	6	200
	RRE 18/18-250 ST	TTE 18/18-250 ST	1/8	10	6	250
1/4″	RRE 14/14-50 ST	TTE 14/14-50 ST	1/4	14	9	50
	RRE 14/14-100 ST	TTE 14/14-100 ST	1/4	14	9	100
	RRE 14/14-150 ST	TTE 14/14-150 ST	1/4	14	9	150
	RRE 14/14-200 ST	TTE 14/14-200 ST	1/4	14	9	200
	RRE 14/14-250 ST	TTE 14/14-250 ST	1/4	14	9	250
3/8″	RRE 38/38-50 ST	TTE 38/38-50 ST	3/8	17	12	50
	RRE 38/38-100 ST	TTE 38/38-100 ST	3/8	17	12	100
	RRE 38/38-150 ST	TTE 38/38-150 ST	3/8	17	12	150
	RRE 38/38-200 ST	TTE 38/38-200 ST	3/8	17	12	200
	RRE 38/38-250 ST	TTE 38/38-250 ST	3/8	17	12	250
1/2″	RRE 12/12-100 ST	TTE 12/12-100 ST	1/2	22	16	100
	RRE 12/12-150 ST	TTE 12/12-150 ST	1/2	22	16	150
	RRE 12/12-200 ST	TTE 12/12-200 ST	1/2	22	16	200
	RRE 12/12-250 ST	TTE 12/12-250 ST	1/2	22	16	250

Steel extention tube with male thread

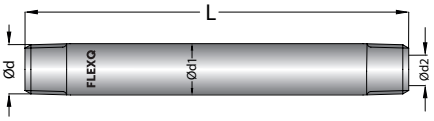

BSPT (Male) - BSPT (Male)
NPT (Male) - NPT (Male)

Size		Description	Material	Working Temp.
6	SK IPT 06 MN	Plug Seal Set	NBR - Nitrile	-15°C +100°C
9	SK IPT 09 MN	Plug Seal Set	NBR - Nitrile	-15°C +100°C
15	SK IPT 15 MN	Plug Seal Set	NBR - Nitrile	-15°C +100°C
6	SK IPT 06 FN	Socket Seal Set	NBR - Nitrile	-15°C +100°C
9	SK IPT 09 FN	Socket Seal Set	NBR - Nitrile	-15°C +100°C
15	SK IPT 15 FN	Socket Seal Set	NBR - Nitrile	-15°C +100°C
6	SK IPT 06 MV	Plug Seal Set	FPM - Viton	-20°C +200°C
9	SK IPT 09 MV	Plug Seal Set	FPM - Viton	-20°C +200°C
15	SK IPT 15 MV	Plug Seal Set	FPM - Viton	-20°C +200°C
6	SK IPT 06 FV	Socket Seal Set	FPM - Viton	-20°C +200°C
9	SK IPT 09 FV	Socket Seal Set	FPM - Viton	-20°C +200°C
15	SK IPT 15 FV	Socket Seal Set	FPM - Viton	-20°C +200°C

Replacement seal set

FLUIDS

FLEXQ
CONNECTORS

MPT
High Flow French Standard Profile for Cooling

LINKING PRECISION WITH PERFORMANCE

MPT, the french standard quick coupling system for low pressure applications and all media

Characteristics

- High quality materials
- Compact and Ergonomic design
- Extensive range
- Available in 7 diameters
- Colour coding

Clampless hose system

- Allows time-saving assembly without using hose clamps
- Space saving
- Reduces the risk of injury from sharp clamps
- Extensive application possibilities

Interchangeable MPT

The MPT monocouplings are compatible with the MPT multicoupling. The coupling can be easily connected to the plug on the multi-coupling.



MPT
HIGH FLOW

SERIE MPT

TEMPERATURE REGULATION

PROFILE HIGH FLOW

Options

• Colour coding	R / B
• Stainless Steel	VA
• Safety locking	S

Applications

- Cooling heating
- Injection moulding
- Die casting

Materials	
Body Socket	Brass
Body Plug (6,9,12mm)	Brass
Body Plug (16,20,25,38mm)	Stainless steel
Sleeve	AISI 420 chrome pl.
Valve	Brass
Locking Ring	Stainless steel
Spring	Stainless steel
Balls	Stainless steel
Seals	Viton (V)

VALVES

max. Temperature range

Nitril (NBR)	N	- 15 °C +100 °C
Fluorcarbon (FPM)	V	- 20 °C +160 °C Water -20 °C +200 °C Heating oil

Always make sure no medium flows before disconnecting

VALVES

	MPT 06	MPT 09	MPT 12	MPT 16	MPT 20	MPT 25	MPT 38
Flow Size (mm)	6	9	12	16	20	25	38
Pressure (max.)	16	16	16	16	16	16	16

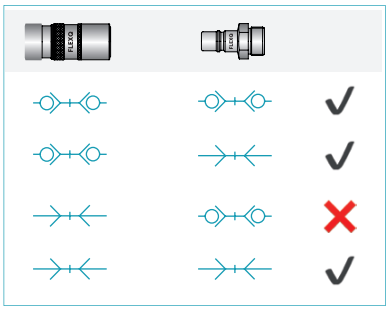

FLEXQ Series MPT - Flow Rate vs Pressure Drop Graph

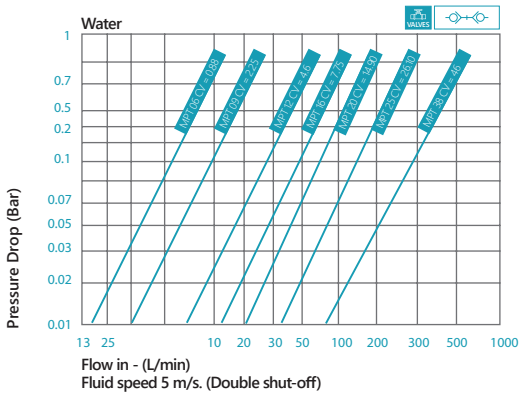

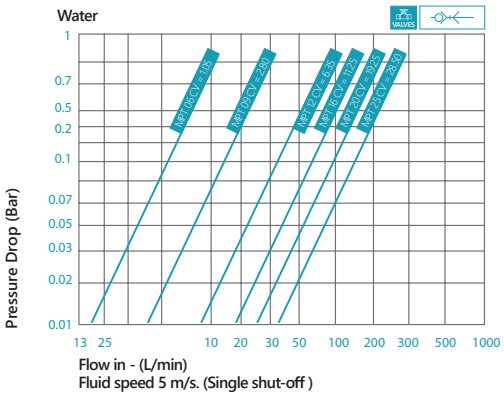

MONOCOUPLINGS FOR FLUIDS / SERIES MPT

Size			Ød	Ød1	L	L1
6	MPT 06 FHB 06	MPT 06 FHF 06	6 mm	19	60	23
	MPT 06 FHB 08	MPT 06 FHF 08	8 mm	19	60	23
9	MPT 09 FHB 10	MPT 09 FHF 10	10 mm	24.5	69	27.5
	MPT 09 FHB 12	MPT 09 FHF 12	12 mm	24.5	69	27.5
12	MPT 12 FHB 12	MPT 12 FHF 12	12 mm	30	81.5	27.5
	MPT 12 FHB 16	MPT 12 FHF 16	16 mm	30	87	33
16	MPT 16 FHB 16	MPT 16 FHF 16	16 mm	37.5	108	33
	MPT 16 FHB 19	MPT 16 FHF 19	19 mm	37.5	108	33

Standard hose tail socket

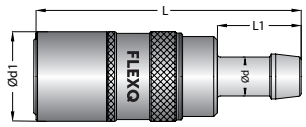

Size			Ød	Ød1	L	L1
6	MPT 06 FHB 08-90	MPT 06 FHF 08-90	8 mm	19	60	23
9	MPT 09 FHB 10-90	MPT 09 FHF 10-90	10 mm	24.5	69	27.5
	MPT 09 FHB 12-90	MPT 09 FHF 12-90	12 mm	24.5	69	27.5
12	MPT 12 FHB 12-90	MPT 12 FHF 12-90	12 mm	30	84	27.5
	MPT 12 FHB 16-90	MPT 12 FHF 16-90	16 mm	30	84	33
16	MPT 16 FHB 19-90	MPT 16 FHF 19-90	19 mm	37.5	114	33

Standard hose tail socket 90°

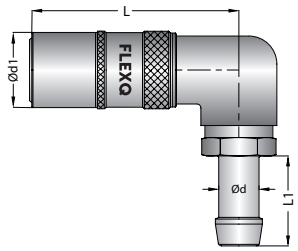

Size			Ød	Ød1	L	L1
6	MPT 06 FPB 10	MPT 06 FPF 10	10 mm	19	61	24
9	MPT 09 FPB 10	MPT 09 FPF 10	10 mm	24.5	66	24
	MPT 09 FPB 13	MPT 09 FPF 13	13 mm	24.5	81.5	28
12	MPT 12 FPB 13	MPT 12 FPF 13	13 mm	30	81.5	28
	MPT 12 FPB 16	MPT 12 FPF 16	16 mm	30	91.5	38
16	MPT 16 FPB 19	MPT 16 FPF 19	19 mm	37.5	113	38

Push to connect hose tail socket

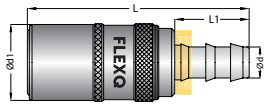

Size			Ød	Ød1	L	L1
6	MPT 06 FPB 10-90	MPT 06 FPF 10-90	10 mm	19	60	24
9	MPT 09 FPB 10-90	MPT 09 FPF 10-90	10 mm	24.5	69	24
	MPT 09 FPB 13-90	MPT 09 FPF 13-90	13 mm	24.5	69	28
12	MPT 12 FPB 13-90	MPT 12 FPF 13-90	13 mm	30	84	28
	MPT 12 FPB 16-90	MPT 12 FPF 16-90	16 mm	30	94	38
16	MPT 16 FPB 19-90	MPT 16 FPF 19-90	19 mm	37.5	114	38

Push to connect hose tail socket 90°

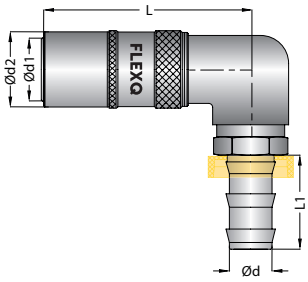

Female thread socket

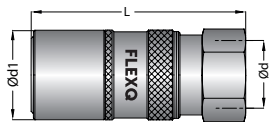

Size			Ød	Ød1	L	L1
6	MPT 06 FFB 14	MPT 06 FFF 14	BSP 1/4	19	46	17
	MPT 06 FNB 14	MPT 06 FNF 14	NPT 1/4	19	46	17
9	MPT 09 FFB 38	MPT 09 FFF 38	BSP 3/8	24.5	53	22
	MPT 09 FNB 38	MPT 09 FNF 38	NPT 3/8	24.5	53	22
12	MPT 12 FFB 12	MPT 12 FFF 12	BSP 1/2	30	81.5	27.5
	MPT 12 FNB 12	MPT 12 FNF 12	NPT 1/2	30	87	33
16	MPT 16 FFB 34	MPT 16 FFF 34	BSP 3/4	37.5	90	35
	MPT 16 FNB 34	MPT 16 FNF 34	NPT 3/4	37.5	90	35

Female thread socket 90°

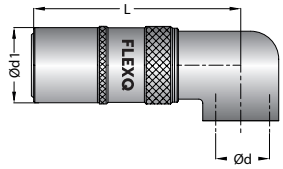

Size			Ød	Ød1	L	L1
6	MPT 06 FFB 14-90	MPT 06 FFF 14-90	BSP 1/4	19	46	17
	MPT 06 FNB 14-90	MPT 06 FNF 14-90	NPT 1/4	19	46	17
9	MPT 09 FFB 38-90	MPT 09 FFF 38-90	BSP 3/8	24.5	53	22
	MPT 09 FNB 38-90	MPT 09 FNF 38-90	NPT 3/8	24.5	53	22
12	MPT 12 FFB 12-90	MPT 12 FFF 12-90	BSP 1/2	30	81.5	27.5
	MPT 12 FNB 12-90	MPT 12 FNF 12-90	NPT 1/2	30	87	33
16	MPT 16 FFB 34-90	MPT 16 FFF 34-90	BSP 3/4	37.5	90	35
	MPT 16 FNB 34-90	MPT 16 FNF 34-90	NPT 3/4	37.5	90	35

Cylindrical male thread socket

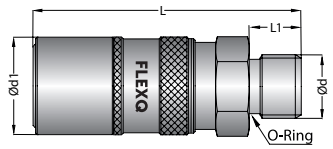

Size			Ød	Ød1	L	L1	HEX
6	MPT 06 FOB 14	MPT 06 FOF 14	BSP 1/4	19	46	10	17
9	MPT 09 FOB 38	MPT 09 FOF 38	BSP 3/8	24.5	53	11	22
12	MPT 12 FOB 12	MPT 12 FOF 12	BSP 1/2	30	67	11	22
16	MPT 16 FOB 34	MPT 16 FOF 34	BSP 3/4	37.5	90.5	14	27

Male thread socket 90°

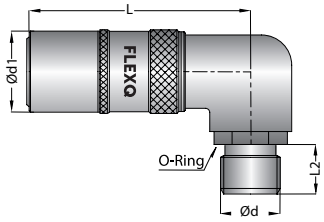

Size			Ød	Ød1	L	L1	HEX
6	MPT 06 FOB 14-90	MPT 06 FOF 14-90	BSP 1/4	19	46	34	9
9	MPT 09 FOB 38-90	MPT 09 FOF 38-90	BSP 3/8	24.5	53	40	10
12	MPT 12 FOB 12-90	MPT 12 FOF 12-90	BSP 1/2	30	67	40	10
16	MPT 16 FOB 34-90	MPT 16 FOF 34-90	BSP 3/4	37.5	114	47	12

MONOCOUPLINGS FOR FLUIDS / SERIES MPT

Size		Ød	L	L1	HEX
6	MPT 06 MMF 14	BSP 1/4	33	9	14
	MPT 06 MMF 38	BSP 3/8	34	10	19
9	MPT 09 MMF 14	BSP 1/4	35	10	15
	MPT 09 MMF 38	BSP 3/8	37	12	19
	MPT 09 MMF 12	BSP 1/2	37	12	22
12	MPT 12 MMF 12	BSP 1/2	42	12	24
	MPT 12 MMF 34	BSP 3/4	46	16	27
16	MPT 16 MMF 34	BSP 3/4	62	16	27
	MPT 16 MMF 10	BSP 1	60	22	32
	MPT 16 MMF 2415	M24x1.5	56	18	30

Cylindrical male thread plug

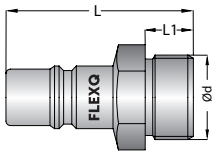

Size		Ød	L	L1	INNER HEX	OUTER HEX
6	MPT 06 MRF 18	BSPT 1/8	30	9	5	-
	MPT 06 MRF 14	BSPT 1/4	31	13	5	-
9	MPT 09 MRF 14	BSPT 1/4	34	10	8	-
	MPT 09 MRF 38	BSPT 3/8	36	13	8	-
	MPT 09 MRF 12	BSPT 1/2	42	17	-	22
	MPT 09 MTF 14	NPT 1/4	37	13	8	-
	MPT 09 MTF 38	NPT 3/8	38	13	8	-
12	MPT 12 MRF 38	BSPT 3/8	39	13	10	-
	MPT 12 MRF 12	BSPT 1/2	45	16	-	22
	MPT 12 MTF 38	NPT 3/8	39	14	10	-
	MPT 12 MTF 12	NPT 1/2	45	16	-	22
16	MPT 16 MRF 34	BSPT 3/4	63	17	-	27
	MPT 16 MTF 34	NPT 3/4	62	19	-	27

Conical male thread plug

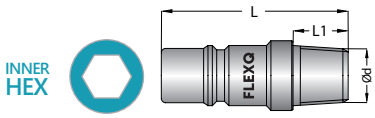

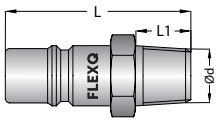

Size		Ød	L	L1
6	MPT 06 MPF 10	10 mm	45	24
9	MPT 09 MPF 10	10 mm	46	24
9	MPT 09 MPF 13	13 mm	50	28
12	MPT 12 MPF 13	13 mm	57	28
12	MPT 12 MPF 16	16 mm	67	38
16	MPT 16 MPF 16	16 mm	73	38
16	MPT 16 MPF 19	19 mm	73	38

Push to connect hose tail plug

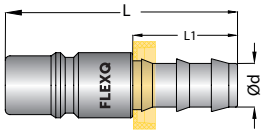

Size		Ød	L	L1
6	MPT 06 MHF 08	8 mm	44	23
6	MPT 06 MHF 10	10 mm	44	23
9	MPT 09 MHF 12	12 mm	50	28
12	MPT 12 MHF 12	12 mm	55	28
12	MPT 12 MHF 16	16 mm	55	28
16	MPT 16 MHF 19	19 mm	62	28

Standard hose tail plug

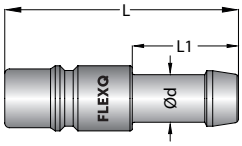

Male thread plug with valve for multicoupling plates

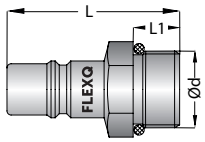

Short version for screwing into the multi-coupling blocks

Size		Ød	L	L1	HEX
6	MPT 06 MOB 38 KV	BSP 3/8	35.5	10	19
9	MPT 09 MOB 12 KV	BSP 1/2	37	12	22
12	MPT 12 MOB 34 KV	BSP 3/4	46	16	27
16	MPT 16 MOB 10 KV	BSP 1	60	22	32

Male thread plug with valve

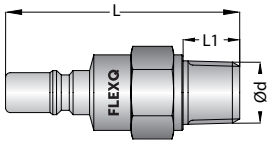

Size		Ød	L	L1	HEX
6	MPT 06 MRB 14	BSPT 1/4	45	12	17
	MPT 06 MTB 14	NPT 1/4	46	13	17
9	MPT 09 MRB 14	BSPT 1/4	50	12	19
	MPT 09 MRB 38	BSPT 3/8	48	12	19
	MPT 09 MRB 12	BSPT 1/2	51	17	22
	MPT 09 MTB 14	NPT 1/4	52	13	19
	MPT 09 MTB 38	NPT 3/8	48	12	19
12	MPT 12 MRB 38	BSPT 3/8	59	12	24
	MPT 12 MRB 12	BSPT 1/2	63	16	24
	MPT 12 MTB 38	NPT 3/8	59	13	24
	MPT 12 MTB 12	NPT 1/2	62	16	24
16	MPT 16 MRB 34	BSPT 3/4	81	19	32
	MPT 16 MTB 34	NPT 3/4	81	19	32

Cylindrical male thread shut-off plug with sealing O-Ring /

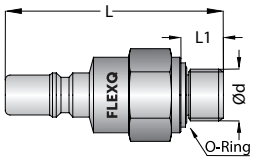

Size		Ød	L	L1	HEX
6	MPT 06 MOB 18	BSP 1/8	43	7	17
	MPT 06 MOB 14	BSP 1/4	45	9	17
9	MPT 09 MOB 14	BSP 1/4	48	9	19
	MPT 09 MOB 38	BSP 3/8	47	9	20
	MPT 09 MOB 12	BSP 1/2	48	12	24
12	MPT 12 MOB 38	BSP 3/8	60	11	24
	MPT 12 MOB 12	BSP 1/2	60	12	24
	MPT 12 MOB 34	BSP 3/4	59	14	32
16	MPT 16 MOB 34	BSP 3/4	81	14	32

MONOCOUPLINGS FOR FLUIDS / SERIES MPT

Size		Ød	L	HEX
6	MPT 06 MFF 14	BSP 1/4	34	17
	MPT 06 MNF 14	NPT 1/4	36	17
9	MPT 09 MFF 14	BSP 1/4	37	21
	MPT 09 MFF 38	BSP 3/8	37	21
	MPT 09 MNF 14	NPT 1/4	37	21
	MPT 09 MNF 38	NPT 3/8	37	21
12	MPT 12 MFF 38	BSP 3/8	39	21
	MPT 12 MFF 12	BSP 1/2	45	27
	MPT 12 MNF 12	NPT 1/2	47	27
16	MPT 16 MFF 34	BSP 3/4	61	32
	MPT 16 MNF 34	NPT 3/4	61	32

Female thread plug

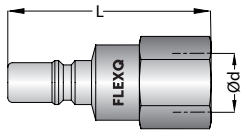

Size		Ød	L	HEX
6	MPT 06 MFB 14	BSP 1/4	47	17
	MPT 06 MNB 14	NPT 1/4	47	17
9	MPT 09 MFB 14	BSP 1/4	49	19
	MPT 09 MFB 38	BSP 3/8	49	21
	MPT 09 MNB 14	NPT 1/4	49	19
	MPT 09 MNB 38	NPT 3/8	49	21
12	MPT 12 MFB 12	BSP 1/2	63	27
	MPT 12 MNB 12	NPT 1/2	65	27
16	MPT 16 MFB 34	BSP 3/4	81	32
	MPT 16 MNB 34	NPT 3/4	81	32

Female thread plug with valve

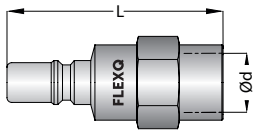

Size		Ød	Ød1	L	HEX
20	MPT 20 FFB 34	BSP 3/4	54	119	41
	MPT 20 FFB 10	BSP 1	54	120	41
	MPT 20 FNB 10	NPT 1	54	120	41
25	MPT 25 FFB 10	BSP 1	60	142	50
	MPT 25 FFB 114	BSP 1 1/4	60	142	50
	MPT 25 FNB 10	NPT 1	60	142	50
	MPT 25 FNB 114	NPT 1 1/4	60	142	50
38	MPT 38 FFB 112	BSP 1 1/2	81	151	60
	MPT 38 FFB 20	BSP 2	81	155	70

Cylindrical female thread socket

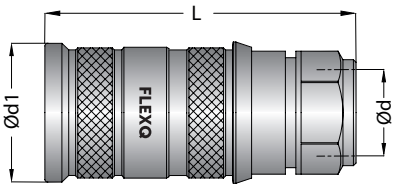

Size		Ød	Ød1	L	L1	HEX
20	MPT 20 FOB 34	BSP 3/4	54	130	16	60
	MPT 20 FOB 10	BSP 1	54	131	17	70
25	MPT 25 FOB 10	BSP 1	60	142	19	50
	MPT 25 FOB 114	BSP 1 1/4	60	142	19	50
38	MPT 38 FOB 112	BSP 1 1/2	75	164	22	70
	MPT 38 FOB 20	BSP 2	75	164	22	70

Cylindrical male thread socket with O-Ring

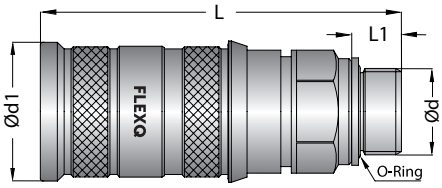

NPT male thread socket

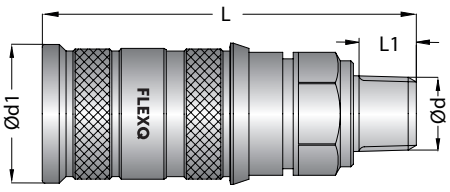

Size		Ød	Ød1	L	L1	HEX
20	MPT 20 FTB 10	NPT 1	54	136	22	42
25	MPT 25 FTB 114	NPT 1 1/4	60	144	22	50
38	MPT 38 FTB 112	NPT 1 1/2	75	164	24	70
38	MPT 38 FTB 20	NPT 2	75	166	26	70

Cylindrical female thread plug with valve

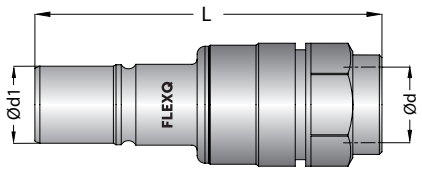

Size		Ød	Ød1	L	HEX
20	MPT 20 MFB 34	BSP 3/4	29.5	126	41
	MPT 20 MFB 10	BSP 1	29.5	127	41
	MPT 20 MNB 34	NPT 3/4	29.5	126	41
	MPT 20 MNB 10	NPT 1	29.5	127	41
25	MPT 25 MFB 10	BSP 1	34.5	149	50
	MPT 25 MFB 114	BSP 1 1/4	34.5	149	50
	MPT 25 MNB 10	NPT 1	34.5	149	50
	MPT 25 MNB 114	NPT 1 1/4	34.5	149	50
38	MPT 38 MFB 112	BSP 1 1/2	46.5	158	60
	MPT 38 MFB 20	BSP 2	46.5	160	70

Cylindrical male thread plug with valve

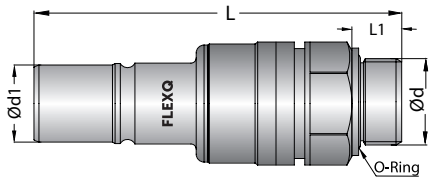

Size		Ød	Ød1	L	L1	HEX
20	MPT 20 MOB 34	BSP 3/4	29.5	138	16	41
	MPT 20 MOB 10	BSP 1	29.5	139	17	41
25	MPT 25 MOB 10	BSP 1	34.5	150	19	50
	MPT 25 MOB 114	BSP 1 1/4	34.5	150	19	50
	MPT 25 MOB 112	BSP 1 1/2	34.5	153	22	55

NPT male thread plug with valve

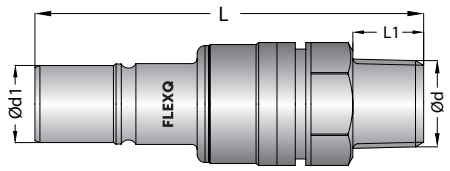

Size		Ød	Ød1	L	L1	HEX
20	MPT 20 MTB 10	NPT 1	29.5	146	24	42
25	MPT 25 MTB 112	NPT 1 1/2	34.5	156	24	50

Cylindrical female thread plug

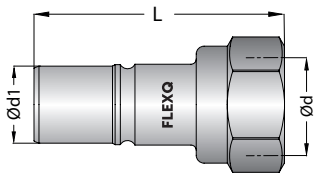

Size		Ød	Ød1	L	HEX
20	MPT 20 MFF 10	BSP 1	29.5	92	41
25	MPT 25 MFF 10	BSP 1	34.5	100	41
25	MPT 25 MFF 114	BSP 1 1/4	34.5	108	50
25	MPT 25 MFF 112	BSP 1 1/2	34.5	108	55

Modular

FLEXQ
CONNECTORS

PBX
Push button

LINKING PRECISION WITH PERFORMANCE

PBX, the modular quick coupling system for air, fluids and hydraulic applications

Characteristics

- Optimized flow
- Excellent handling
- One-handed disconnection via push button
- 7 nominal sizes
- Available in stainless steel
- ISO 6150-C profile

Designed as a modular system

Thanks to the modular system of the PBX series, a wide range of configuration options is available: seven nominal sizes, three materials, seven sealing materials, three shut-off variants, and numerous additional options. This allows the appropriate quick coupling to be individually selected for any application, depending on the medium, pressure, temperature, and required flow rate.

Variations

PBS	**Pneumatic / Safety**	**16 bar**	**Steel / Stainless steel**
PBP	**Pneumatic**	**50 bar**	**Steel / Stainless steel**
PBW	**Fluid / Gases**	**50 bar**	**Stainless steel**
PBH	**Hydraulic**	**300-400 bar**	**Stainless steel / 316L**
PBI	**Fluid / Gases**	**15 bar**	**AISI 316 L**

PBX PUSH BUTTON

SERIE PBS

PNEUMATICS - SAFETY

PROFILE ISO 6150-C with Push button

Options

- Colour coding — R / B
- Fixing ring — BO

Applications

- Pneumatics

Safety standard

- ISO 4414, EN 983
- 2 stage disconnection

Materials	
Body Socket	Edelstahl AISI 303
Socket backpart	Steel zinc plated
Plug	Stainless steel
Button	AISI 420 chrome pl.
Valve	Brass
Spring	Stainless steel
Seals	NBR (N)

VALVES

max. Temperature range

Nitril (NBR)		- 15 °C +100 °C

	PBS 06	PBS 08	PBS 11
Flow Size (mm)	6	8	11
Pressure (max.)	12	16	16

FLEXQ Series PBP - Flow Rate vs Pressure Drop

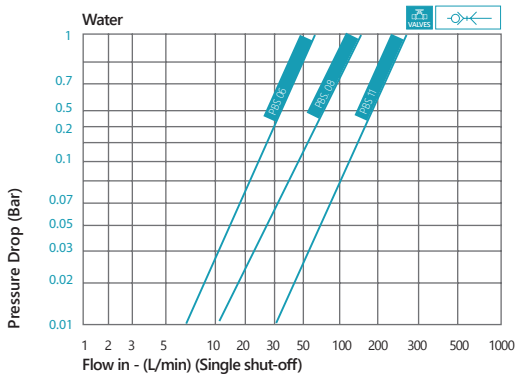

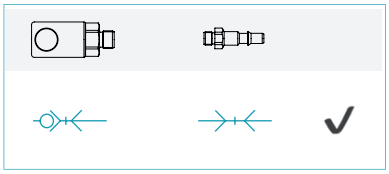

MONOCOUPLINGS FOR PNEUMATICS / SERIES PBS

Standard hose tail socket

NW		Ød1	Ød	L	L1	HEX
6	PBS 06 FHO 06	6 mm	22	69	23	22
	PBS 06 FHO 08	8 mm	22	69	23	22
	PBS 06 FHO 10	10 mm	22	69	23	22
	PBS 06 FHO 13	13mm	22	73	25	22
8	PBS 08 FHO 06	6 mm	27	81	23	27
	PBS 08 FHO 08	8 mm	27	81	23	27
	PBS 08 FHO 10	10 mm	27	81	23	27
	PBS 08 FHO 13	13mm	27	84	26	27
11	PBS 11 FHO 08	8 mm	33	92	23	32
	PBS 11 FHO 10	10 mm	33	92	23	32
	PBS 11 FHO 13	13 mm	33	94	26	32
	PBS 11 FHO 16	16mm	33	94	26	32

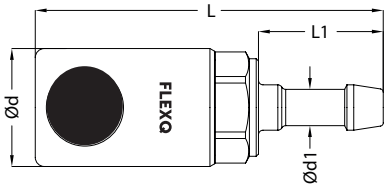

Female thread socket

NW		Ød1	Ød	L	HEX
6	PBS 06 FFO 18	BSP 1/8″	22	49	2ß
	PBS 06 FFO 14	BSP 1/4″	22	52	20
	PBS 06 FFO 38	BSP 3/8″	22	55	20
	PBS 06 FFO 12	BSP 1/2″	22	59	24
	PBS 06 FNO 18	NPT 1/8″	22	51	20
	PBS 06 FNO 14	NPT 1/4″	22	54	20
	PBS 06 FNO 38	NPT 3/8″	22	57	20
	PBS 06 FNO 12	NPT 1/2″	22	61	24
8	PBS 08 FFO 14	BSP 1/4″	27	70	24
	PBS 08 FFO 38	BSP 3/8″	27	70	24
	PBS 08 FFO 12	BSP 1/2″	27	73	24
	PBS 08 FNO 14	NPT 1/4″	27	72	24
	PBS 08 FNO 38	NPT 3/8″	27	72	24
	PBS 08 FNO 12	NPT 1/2″	27	75	24
11	PBS 11 FFO 38	BSP 3/8″	33	78	30
	PBS 11 FFO 12	BSP 1/2″	33	79	30
	PBS 11 FFO 34	BSP 3/4″	33	83	30
	PBS 11 FNO 38	NPT 3/8″	33	81	30
	PBS 11 FNO 12	NPT 1/2″	33	86	30
	PBS 11 FNO 34	NPT 3/4″	33	88	30

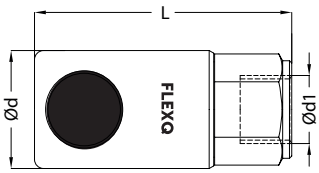

Male thread socket

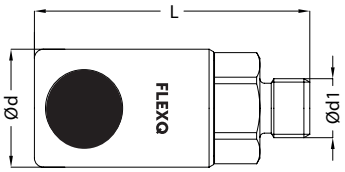

		Ød1	Ød	L	HEX
6	PBS 06 FMO 18	BSP 1/8"	22	53	20
	PBS 06 FMO 14	BSP 1/4"	22	55	20
	PBS 06 FMO 38	BSP 3/8"	22	55	20
	PBS 06 FMO 12	BSP 1/2"	22	57	22
	PBS 06 FTO 18	NPT 1/8"	22	55	20
	PBS 06 FTO 14	NPT 1/4"	22	57	20
	PBS 06 FTO 38	NPT 3/8"	22	57	20
	PBS 06 FTO 12	NPT 1/2"	22	60	22
8	PBS 08 FMO 14	BSP 1/4"	27	70	24
	PBS 08 FMO 38	BSP 3/8"	27	70	24
	PBS 08 FMO 12	BSP 1/2"	27	73	24
	PBS 08 FTO 14	NPT 1/4"	27	71	24
	PBS 08 FTO 38	NPT 3/8"	27	71	24
	PBS 08 FTO 12	NPT 1/2"	27	75	24
11	PBS 11 FMO 38	BSP 3/8"	33	83	30
	PBS 11 FMO 12	BSP 1/2"	33	87	30
	PBS 11 FMO 34	BSP 3/4"	33	90	30
	PBS 11 FTO 38	NPT 3/8"	33	85	30
	PBS 11 FTO 12	NPT 1/2"	33	90	30
	PBS 11 FTO 34	NPT 3/4"	33	92	30

MONOCOUPLINGS FOR PNEUMATICS / SERIES PBS

Female thread plug

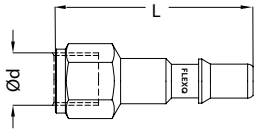

Standard hose tail plug

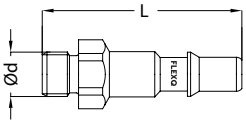

Male thread plug

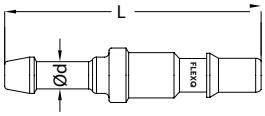

Size		Ød	L	HEX		Ød	L	HEX		Ød	L
6	PBP 06 MFF 18	BSP 1/8″	42	14	PBP 06 MMF 18	BSP 1/8″	44	14	PBP 06 MHF 04	4 mm	62
	PBP 06 MFF 14	BSP 1/4″	47	17	PBP 06 MMF 14	BSP 1/4″	48	14	PBP 06 MHF 06	6 mm	62
	PBP 06 MFF 38	BSP 3/8″	50	22	PBP 06 MMF 38	BSP 3/8″	52	19	PBP 06 MHF 08	8 mm	62
	PBP 06 MFF 12	BSP 1/2″	53	27	PBP 06 MMF 12	BSP 1/2″	55	24	PBP 06 MHF 10	10 mm	62
	PBP 06 MNF 18	NPT 1/8″	42	14	PBP 06 MTF 18	NPT 1/8″	45	14	PBP 06 MHF 13	13 mm	64
	PBP 06 MNF 14	NPT 1/4″	47	17	PBP 06 MTF 14	NPT 1/4″	47	14			
	PBP 06 MNF 38	NPT 3/8″	50	22	PBP 06 MTF 38	NPT 3/8″	53	19			
	PBP 06 MNF 12	NPT 1/2″	53	27	PBP 06 MTF 12	NPT 1/2″	54	24			
8	PBP 08 MFF 14	BSP 1/4″	56	24	PBP 08 MMF 14	BSP 1/4″	55	17	PBP 08 MHF 06	6 mm	66
	PBP 08 MFF 38	BSP 3/8″	58	24	PBP 08 MMF 38	BSP 3/8″	57	19	PBP 08 MHF 08	8 mm	66
	PBP 08 MFF 12	BSP 1/2″	59	24	PBP 08 MMF 12	BSP 1/2″	60	24	PBP 08 MHF 10	10 mm	66
	PBP 08 MNF 14	NPT 1/4″	56	24	PBP 08 MTF 14	NPT 1/4″	56	17	PBP 08 MHF 13	13mm	66
	PBP 08 MNF 38	NPT 3/8″	58	24	PBP 08 MTF 38	NPT 3/8″	57	19	PBP 08 MHF 16	16 mm	70
	PBP 08 MNF 12	NPT 1/2″	60	24	PBP 08 MTF 12	NPT 1/2″	64	24			
11	PBP 11 MFF 38	BSP 3/8″	62	22	PBP 11 MMF 38	BSP 3/8″	65	19	PBP 11 MHF 08	8 mm	70
	PBP 11 MFF 12	BSP 1/2″	66	27	PBP 11 MMF 12	BSP 1/2″	68	24	PBP 11 MHF 10	10 mm	70
	PBP 11 MFF 34	BSP 3/4″	69	32	PBP 11 MMF 34	BSP 3/4″	70	30	PBP 11 MHF 13	13 mm	72
	PBP 11 MNF 38	NPT 3/8″	62	22	PBP 11 MTF 38	NPT 3/8″	66	19	PBP 11 MHF 16	16 mm	74
	PBP 11 MNF 12	NPT 1/2″	66	27	PBP 11 MTF 12	NPT 1/2″	69	24	PBP 11 MHF 19	19 mm	80
	PBP 11 MNF 34	NPT 3/4″	69	32	PBP 11 MTF 34	NPT 3/4″	71	30			

SERIE PBP

PNEUMATICS

PROFILE ISO 6150-C with Push button

Options

- Colour coding — R / B
- Raised push button — ED
- Fixing ring — BO

Applications

- Pneumatics
- Gases

Materials	
Body Socket	Stainless st. AISI 303
Socket backpart	Steel zinc plated
Plug	Stainless steel
Button	AISI 420 chrome pl.
Valve	Brass
Spring	Stainless steel
Seals	NBR (N)

VALVES

max. Temperature range

Nitril (NBR)	N	- 15 °C +100 °C
Fluorcarbon (FPM)	V	-20 °C +200 °C

Always make sure that no medium flowing before disconnecting

	PBP 03	PBP 06	PBP 08	PBP 11	PBP 13	PBP 16	PBP 19
mm Flow Size	3	6	8	11	13	16	19
max. Pressure	50	50	50	50	50	50	50

FLEXQ Series PBP - Flow Rate vs Pressure Drop

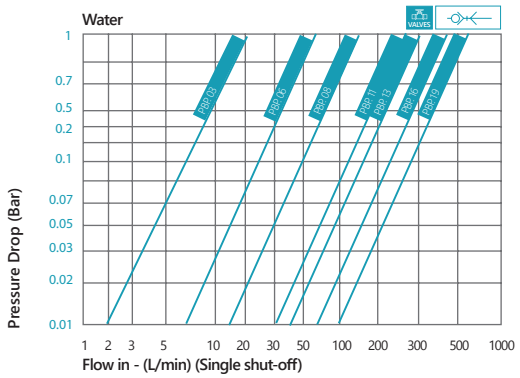

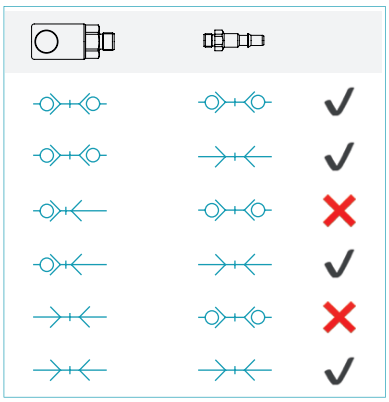

MONOCOUPLINGS FOR PNEUMATICS / SERIES PBP

Size				Ød1	Ød	L	L1	HEX
3	PBP 03 FHB 04	PBP 03 FHO 04	PBP 03 FHF 04	4 mm	16	52	18	14
	PBP 03 FHB 06	PBP 03 FHO 06	PBP 03 FHF 06	6 mm	16	52	18	14
6	PBP 06 FHB 06	PBP 06 FHO 06	PBP 06 FHF 06	6 mm	26	69	23	22
	PBP 06 FHB 08	PBP 06 FHO 08	PBP 06 FHF 08	8 mm	26	69	23	22
	PBP 06 FHB 10	PBP 06 FHO 10	PBP 06 FHF 10	10 mm	26	69	23	22
	PBP 06 FHB 13	PBP 06 FHO 13	PBP 06 FHF 13	13mm	26	73	25	22
8	PBP 08 FHB 06	PBP 08 FHO 06	PBP 08 FHF 06	6 mm	32	81	23	27
	PBP 08 FHB 08	PBP 08 FHO 08	PBP 08 FHF 08	8 mm	32	81	23	27
	PBP 08 FHB 10	PBP 08 FHO 10	PBP 08 FHF 10	10 mm	32	81	23	27
	PBP 08 FHB 13	PBP 08 FHO 13	PBP 08 FHF 13	13mm	32	84	26	27
11	PBP 11 FHB 08	PBP 11 FHO 08	PBP 11 FHF 08	8 mm	38	92	23	32
	PBP 11 FHB 10	PBP 11 FHO 10	PBP 11 FHF 10	10 mm	38	92	23	32
	PBP 11 FHB 13	PBP 11 FHO 13	PBP 11 FHF 13	13 mm	38	94	26	32
	PBP 11 FHB 16	PBP 11 FHO 16	PBP 11 FHF 16	16mm	38	94	26	32
13	PBP 13 FHB 10	PBP 13 FHO 10	PBP 13 FHF 10	10 mm	38	92	23	32
	PBP 13 FHB 13	PBP 13 FHO 13	PBP 13 FHF 13	13 mm	38	94	26	32
	PBP 13 FHB 16	PBP 13 FHO 16	PBP 13 FHF 16	16 mm	38	94	26	32
	PBP 13 FHB 19	PBP 13 FHO 19	PBP 13 FHF 19	19 mm	38	99	33	32
16	PBP 16 FHB 10	PBP 16 FHO 10	PBP 16 FHF 10	10 mm	44	101	23	38
	PBP 16 FHB 13	PBP 16 FHO 13	PBP 16 FHF 13	13 mm	44	104	26	38
	PBP 16 FHB 16	PBP 16 FHO 16	PBP 16 FHF 16	16 mm	44	104	26	38
	PBP 16 FHB 19	PBP 16 FHO 19	PBP 16 FHF 19	19 mm	44	101	33	38
19	PBP 19 FHB 19	PBP 19 FHO 19	PBP 19 FHF 19	19 mm	55	125	37	46
	PBP 19 FHB 25	PBP 19 FHO 25	PBP 19 FHF 25	25 mm	55	140	50	46

Standard hose tail socket

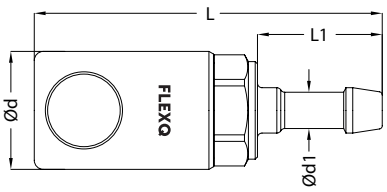

Female thread socket

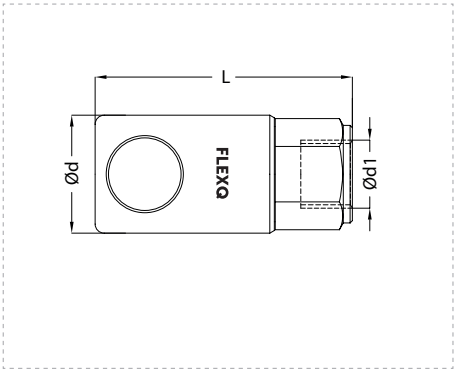

Size				Ød1	Ød	L	HEX
3	PBP 03 FFB 18	PBP 03 FFO 18	PBP 03 FFF 18	BSP 1/8″	16	43	14
	PBP 03 FNB 18	PBP 03 FNO 18	PBP 03 FNF 18	NPT 1/8″	16	43	14
6	PBP 06 FFB 18	PBP 06 FFO 18	PBP 06 FFF 18	BSP 1/8″	26	53	22
	PBP 06 FFB 14	PBP 06 FFO 14	PBP 06 FFF 14	BSP 1/4″	26	53	22
	PBP 06 FFB 38	PBP 06 FFO 38	PBP 06 FFF 38	BSP 3/8″	26	57	22
	PBP 06 FFB 12	PBP 06 FFO 12	PBP 06 FFF 12	BSP 1/2″	26	61	24
	PBP 06 FNB 18	PBP 06 FNO 18	PBP 06 FNF 18	NPT 1/8″	26	53	22
	PBP 06 FNB 14	PBP 06 FNO 14	PBP 06 FNF 14	NPT 1/4″	26	53	22
	PBP 06 FNB 38	PBP 06 FNO 38	PBP 06 FNF 38	NPT 3/8″	26	57	22
	PBP 06 FNB 12	PBP 06 FNO 12	PBP 06 FNF 12	NPT 1/2″	26	61	24
8	PBP 08 FFB 14	PBP 08 FFO 14	PBP 08 FFF 14	BSP 1/4″	32	66	27
	PBP 08 FFB 38	PBP 08 FFO 38	PBP 08 FFF 38	BSP 3/8″	32	66	27
	PBP 08 FFB 12	PBP 08 FFO 12	PBP 08 FFF 12	BSP 1/2″	32	74	27
	PBP 08 FNB 14	PBP 08 FNO 14	PBP 08 FNF 14	NPT 1/4″	32	66	27
	PBP 08 FNB 38	PBP 08 FNO 38	PBP 08 FNF 38	NPT 3/8″	32	66	27
	PBP 08 FNB 12	PBP 08 FNO 12	PBP 08 FNF 12	NPT 1/2″	32	74	27
11	PBP 11 FFB 38	PBP 11 FFO 38	PBP 11 FFF 38	BSP 3/8″	38	76	32
	PBP 11 FFB 12	PBP 11 FFO 12	PBP 11 FFF 12	BSP 1/2″	38	78	32
	PBP 11 FFB 34	PBP 11 FFO 34	PBP 11 FFF 34	BSP 3/4″	38	85	34
	PBP 11 FNB 38	PBP 11 FNO 38	PBP 11 FNF 38	NPT 3/8″	38	76	32
	PBP 11 FNB 12	PBP 11 FNO 12	PBP 11 FNF 12	NPT 1/2″	38	78	32
	PBP 11 FNB 34	PBP 11 FNO 34	PBP 11 FNF 34	NPT 3/4″	38	85	34
13	PBP 13 FFB 38	PBP 13 FFO 38	PBP 13 FFF 38	BSP 3/8″	38	76	32
	PBP 13 FFB 12	PBP 13 FFO 12	PBP 13 FFF 12	BSP 1/2″	38	78	32
	PBP 13 FFB 34	PBP 13 FFO 34	PBP 13 FFF 34	BSP 3/4″	38	85	34
	PBP 13 FNB 38	PBP 13 FNO 38	PBP 13 FNF 38	NPT 3/8″	38	76	32
	PBP 13 FNB 12	PBP 13 FNO 12	PBP 13 FNF 12	NPT 1/2″	38	78	32
	PBP 13 FNB 34	PBP 13 FNO 34	PBP 13 FNF 34	NPT 3/4″	38	85	34
16	PBP 16 FFB 12	PBP 16 FFO 12	PBP 16 FFF 12	BSP 1/2″	44	93	32
	PBP 16 FFB 34	PBP 16 FFO 34	PBP 16 FFF 34	BSP 3/4″	44	98	32
	PBP 16 FNB 12	PBP 16 FNO 12	PBP 16 FNF 12	NPT 1/2″	44	93	34
	PBP 16 FNB 34	PBP 16 FNO 34	PBP 16 FNF 34	NPT 3/4″	44	98	32
19	PBP 19 FFB 34	PBP 19 FFO 34	PBP 19 FFF 34	BSP 3/4″	55	115	46
	PBP 19 FFB 10	PBP 19 FFO 10	PBP 19 FFF 10	BSP 1″	55	115	46
	PBP 19 FNB 34	PBP 19 FNO 34	PBP 19 FNF 34	NPT 3/4″	55	115	46
	PBP 19 FNB 10	PBP 19 FNO 10	PBP 19 FNF 10	NPT 1″	55	115	46

MONOCOUPLINGS FOR PNEUMATICS / SERIES PBP

Size				Ød1	Ød	L	HEX
3	PBP 03 FMB 18	PBP 03 FMO 18	PBP 03 FMF 18	BSP 1/8"	16	43	14
	PBP 03 FMB 14	PBP 03 FMO 14	PBP 03 FMF 18	BSP 1/4"	16	45	14
	PBP 03 FTB 18	PBP 03 FTO 18	PBP 03 FTF 18	NPT 1/8"	16	44	14
	PBP 03 FTB 14	PBP 03 FTO 14	PBP 03 FTF 18	NPT 1/4"	15	45	14
6	PBP 06 FMB 18	PBP 06 FMO 18	PBP 06 FMF 18	BSP 1/8"	26	55	22
	PBP 06 FMB 14	PBP 06 FMO 14	PBP 06 FMF 14	BSP 1/4"	26	61	22
	PBP 06 FMB 38	PBP 06 FMO 38	PBP 06 FMF 38	BSP 3/8"	26	61	22
	PBP 06 FMB 12	PBP 06 FMO 12	PBP 06 FMF 12	BSP 1/2"	26	65	24
	PBP 06 FTB 18	PBP 06 FTO 18	PBP 06 FTF 18	NPT 1/8"	26	55	22
	PBP 06 FTB 14	PBP 06 FTO 14	PBP 06 FTF 14	NPT 1/4"	26	61	22
	PBP 06 FTB 38	PBP 06 FTO 38	PBP 06 FTF 38	NPT 3/8"	26	61	22
	PBP 06 FTB 12	PBP 06 FTO 12	PBP 06 FTF 12	NPT 1/2"	26	66	24
8	PBP 08 FMB 14	PBP 08 FMO 14	PBP 08 FMF 14	BSP 1/4"	32	72	27
	PBP 08 FMB 38	PBP 08 FMO 38	PBP 08 FMF 38	BSP 3/8"	32	72	27
	PBP 08 FMB 12	PBP 08 FMO 12	PBP 08 FMF 12	BSP 1/2"	32	76	27
	PBP 08 FTB 14	PBP 08 FTO 14	PBP 08 FTF 14	NPT 1/4"	32	72	27
	PBP 08 FTB 38	PBP 08 FTO 38	PBP 08 FTF 38	NPT 3/8"	32	72	27
	PBP 08 FTB 12	PBP 08 FTO 12	PBP 08 FTF 12	NPT 1/2"	32	76	27
11	PBP 11 FMB 38	PBP 11 FMO 38	PBP 11 FMF 38	BSP 3/8"	38	84	32
	PBP 11 FMB 12	PBP 11 FMO 12	PBP 11 FMF 12	BSP 1/2"	38	88	32
	PBP 11 FMB 34	PBP 11 FMO 34	PBP 11 FMF 34	BSP 3/4"	38	91	34
	PBP 11 FTB 38	PBP 11 FTO 38	PBP 11 FTF 38	NPT 3/8"	38	84	32
	PBP 11 FTB 12	PBP 11 FTO 12	PBP 11 FTF 12	NPT 1/2"	38	88	32
	PBP 11 FTB 34	PBP 11 FTO 34	PBP 11 FTF 34	NPT 3/4"	38	91	34
13	PBP 13 FMB 38	PBP 13 FMO 38	PBP 13 FMF 38	BSP 3/8"	38	84	32
	PBP 13 FMB 12	PBP 13 FMO 12	PBP 13 FMF 12	BSP 1/2"	38	88	32
	PBP 13 FMB 34	PBP 13 FMO 34	PBP 13 FMF 34	BSP 3/4"	38	91	34
	PBP 13 FTB 38	PBP 13 FTO 38	PBP 13 FTF 38	NPT 3/8"	38	84	32
	PBP 13 FTB 12	PBP 13 FTO 12	PBP 13 FTF 12	NPT 1/2"	38	88	32
	PBP 13 FTB 34	PBP 13 FTO 34	PBP 13 FTF 34	NPT 3/4"	38	91	34
16	PBP 16 FMB 12	PBP 16 FMO 12	PBP 16 FMF 12	BSP 1/2"	44	99	38
	PBP 16 FMB 34	PBP 16 FMO 34	PBP 16 FMF 34	BSP 3/4"	44	101	38
	PBP 16 FTB 12	PBP 16 FTO 12	PBP 16 FTF 12	NPT 1/2"	44	99	38
	PBP 16 FTB 34	PBP 16 FTO 34	PBP 16 FTF 34	NPT 3/4"	44	101	38
19	PBP 19 FMB 34	PBP 19 FMO 34	PBP 19 FMF 34	BSP 3/4"	55	125	46
	PBP 19 FMB 10	PBP 19 FMO 10	PBP 19 FMF 10	BSP 1"	55	127	46
	PBP 19 FTB 34	PBP 19 FTO 34	PBP 19 FTF 34	NPT 3/4"	55	125	46
	PBP 19 FTB 10	PBP 19 FTO 10	PBP 19 FTF 10	NPT 1"	55	127	46

Male thread socket

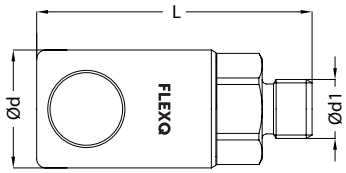

Female thread plug

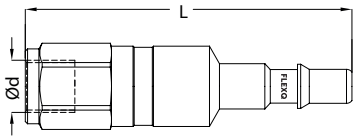

Size		Ød	L	HEX
3	PBP 03 MFB 18	BSP 1/8″	52	14
	PBP 03 MNB 18	NPT 1/8″	52	14
6	PBP 06 MFB 18	BSP 1/8″	66	17
	PBP 06 MFB 14	BSP 1/4″	73	17
	PBP 06 MFB 38	BSP 3/8″	73	22
	PBP 06 MNB 18	NPT 1/8″	66	17
	PBP 06 MNB 14	NPT 1/4″	73	17
	PBP 06 MNB 38	NPT 3/8″	73	22
8	PBP 08 MFB 14	BSP 1/4″	81	24
	PBP 08 MFB 38	BSP 3/8″	81	24
	PBP 08 MFB 12	BSP 1/2″	83	24
	PBP 08 MNB 14	NPT 1/4″	81	24
	PBP 08 MNB 38	NPT 3/8″	81	24
	PBP 08 MNB 12	NPT 1/2″	83	24
11	PBP 11 MFB 38	BSP 3/8″	91	30
	PBP 11 MFB 12	BSP 1/2″	94	30
	PBP 11 MFB 34	BSP 3/4″	98	34
	PBP 11 MNB 38	NPT 3/8″	91	30
	PBP 11 MNB 12	NPT 1/2″	94	30
	PBP 11 MNB 34	NPT 3/4″	98	34
13	PBP 13 MFB 38	BSP 3/8″	91	30
	PBP 13 MFB 12	BSP 1/2″	94	30
	PBP 13 MFB 34	BSP 3/4″	98	34
	PBP 13 MNB 38	NPT 3/8″	91	30
	PBP 13 MNB 12	NPT 1/2″	94	30
	PBP 13 MNB 34	NPT 3/4″	98	34
16	PBP 16 MFB 12	BSP 1/2″	108	36
	PBP 16 MFB 34	BSP 3/4″	111	36
	PBP 16 MNB 12	NPT 1/2″	108	36
	PBP 16 MNB 34	NPT 3/4″	111	36
19	PBP 19 MFB 34	BSP 3/4″	133	41
	PBP 19 MFB 10	BSP 1″	139	41
	PBP 19 MNB 34	NPT 3/4″	133	41
	PBP 19 MNB 10	NPT 1″	139	41

Female thread plug

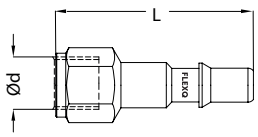

Size		Ød	L	HEX
3	PBP 03 MFF 18	BSP 1/8″	43	14
	PBP 03 MNF 18	NPT 1/8″	43	14
6	PBP 06 MFF 18	BSP 1/8″	42	14
	PBP 06 MFF 14	BSP 1/4″	47	17
	PBP 06 MFF 38	BSP 3/8″	50	22
	PBP 06 MFF 12	BSP 1/2″	53	27
	PBP 06 MNF 18	NPT 1/8″	42	14
	PBP 06 MNF 14	NPT 1/4″	47	17
	PBP 06 MNF 38	NPT 3/8″	50	22
	PBP 06 MNF 12	NPT 1/2″	53	27
8	PBP 08 MFF 14	BSP 1/4″	56	24
	PBP 08 MFF 38	BSP 3/8″	58	24
	PBP 08 MFF 12	BSP 1/2″	59	24
	PBP 08 MNF 14	NPT 1/4″	56	24
	PBP 08 MNF 38	NPT 3/8″	58	24
	PBP 08 MNF 12	NPT 1/2″	60	24
11	PBP 11 MFF 38	BSP 3/8″	62	22
	PBP 11 MFF 12	BSP 1/2″	66	27
	PBP 11 MFF 34	BSP 3/4″	69	32
	PBP 11 MNF 38	NPT 3/8″	62	22
	PBP 11 MNF 12	NPT 1/2″	66	27
	PBP 11 MNF 34	NPT 3/4″	69	32
13	PBP 13 MFF 38	BSP 3/8″	62	22
	PBP 13 MFF 12	BSP 1/2″	66	27
	PBP 13 MFF 34	BSP 3/4″	69	32
	PBP 13 MNF 38	NPT 3/8″	62	22
	PBP 13 MNF 12	NPT 1/2″	66	27
	PBP 13 MNF 34	NPT 3/4″	69	32
16	PBP 16 MFF 12	BSP 1/2″	69	27
	PBP 16 MFF 34	BSP 3/4″	72	32
	PBP 16 MNF 12	NPT 1/2″	69	27
	PBP 16 MNF 34	NPT 3/4″	72	32
19	PBP 19 MFF 34	BSP 3/4″	89	36
	PBP 19 MFF 10	BSP 1″	94	41
	PBP 19 MNF 34	NPT 3/4″	89	36
	PBP 19 MNF 10	NPT 1″	94	41

MONOCOUPLINGS FOR PNEUMATICS / SERIES PBP

Male thread plug

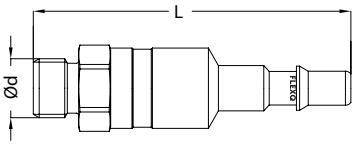

Size		Ød	L	HEX
3	PBP 03 MMB 18	BSP 1/8″	51	14
	PBP 03 MMB 14	BSP 1/4″	54	14
	PBP 03 MTB 18	NPT 1/8″	51	14
	PBP 03 MTB 14	NPT 1/4″	54	14
6	PBP 06 MMB 18	BSP 1/8″	68	14
	PBP 06 MMB 14	BSP 1/4″	70	14
	PBP 06 MMB 38	BSP 3/8″	72	19
	PBP 06 MTB 18	NPT 1/8″	68	14
	PBP 06 MTB 14	NPT 1/4″	70	14
	PBP 06 MTB 38	NPT 3/8″	73	19
8	PBP 08 MMB 14	BSP 1/4″	83	24
	PBP 08 MMB 38	BSP 3/8″	84	24
	PBP 08 MMB 12	BSP 1/2″	86	24
	PBP 08 MTB 14	NPT 1/4″	86	24
	PBP 08 MTB 38	NPT 3/8″	84	24
	PBP 08 MTB 12	NPT 1/2″	87	24
11	PBP 11 MMB 38	BSP 3/8″	95	30
	PBP 11 MMB 12	BSP 1/2″	96	30
	PBP 11 MMB 34	BSP 3/4″	100	30
	PBP 11 MTB 38	NPT 3/8″	97	30
	PBP 11 MTB 12	NPT 1/2″	98	30
	PBP 11 MTB 34	NPT 3/4″	102	30
13	PBP 13 MMB 38	BSP 3/8″	95	30
	PBP 13 MMB 12	BSP 1/2″	96	30
	PBP 13 MMB 34	BSP 3/4″	100	34
	PBP 13 MTB 38	NPT 3/8″	97	30
	PBP 13 MTB 12	NPT 1/2″	98	30
	PBP 13 MTB 34	NPT 3/4″	102	30
16	PBP 16 MFB 12	BSP 1/2″	118	36
	PBP 16 MFB 34	BSP 3/4″	120	36
	PBP 16 MNB 12	NPT 1/2″	119	36
	PBP 16 MNB 34	NPT 3/4″	121	36
19	PBP 19 MFB 34	BSP 3/4″	135	41
	PBP 19 MFB 10	BSP 1″	139	41
	PBP 19 MNB 34	NPT 3/4″	136	41
	PBP 19 MNB 10	NPT 1″	141	41

Male thread plug

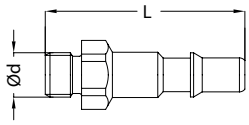

Size		Ød	L	HEX
3	PBP 03 MMF 18	BSP 1/8″	38	14
	PBP 03 MMF 14	BSP 1/4″	30	14
	PBP 03 MTF 18	NPT 1/8″	38	14
	PBP 03 MTF 14	NPT 1/4″	41	14
6	PBP 06 MMF 18	BSP 1/8″	44	14
	PBP 06 MMF 14	BSP 1/4″	48	14
	PBP 06 MMF 38	BSP 3/8″	52	19
	PBP 06 MMF 12	BSP 1/2″	55	24
	PBP 06 MTF 18	NPT 1/8″	45	14
	PBP 06 MTF 14	NPT 1/4″	47	14
	PBP 06 MTF 38	NPT 3/8″	53	19
	PBP 06 MTF 12	NPT 1/2″	54	24
8	PBP 08 MMF 14	BSP 1/4″	55	17
	PBP 08 MMF 38	BSP 3/8″	57	19
	PBP 08 MMF 12	BSP 1/2″	60	24
	PBP 08 MTF 14	NPT 1/4″	56	17
	PBP 08 MTF 38	NPT 3/8″	57	19
	PBP 08 MTF 12	NPT 1/2″	64	24
11	PBP 11 MMF 38	BSP 3/8″	65	19
	PBP 11 MMF 12	BSP 1/2″	68	24
	PBP 11 MMF 34	BSP 3/4″	70	30
	PBP 11 MTF 38	NPT 3/8″	66	19
	PBP 11 MTF 12	NPT 1/2″	69	24
	PBP 11 MTF 34	NPT 3/4″	71	30
13	PBP 13 MMF 38	BSP 3/8″	65	9
	PBP 13 MMF 12	BSP 1/2″	68	24
	PBP 13 MMF 34	BSP 3/4″	70	30
	PBP 13 MTF 38	NPT 3/8″	66	19
	PBP 13 MTF 12	NPT 1/2″	69	24
	PBP 13 MTF 34	NPT 3/4″	71	30
16	PBP 16 MMF 12	BSP 1/2″	73	24
	PBP 16 MMF 34	BSP 3/4″	76	30
	PBP 16 MMF 12	NPT 1/2″	74	24
	PBP 16 MMF 34	NPT 3/4″	77	30
19	PBP 19 MMF 34	BSP 3/4″	95	36
	PBP 19 MMF 10	BSP 1″	100	36
	PBP 19 MTF 34	NPT 3/4″	96	36
	PBP 19 MTF 10	NPT 1″	105	36

Standard hose tail plug

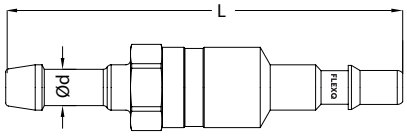

Size		Ød	L	HEX
3	PBP 03 MHB 04	4 mm	65	14
	PBP 03 MHB 06	6 mm	65	14
6	PBP 06 MHB 04	4 mm	87	17
	PBP 06 MHB 06	6 mm	87	17
	PBP 06 MHB 08	8 mm	87	17
	PBP 06 MHB 10	10 mm	87	17
	PBP 06 MHB 13	13 mm	89	17
8	PBP 08 MHB 06	6 mm	98	24
	PBP 08 MHB 08	8 mm	98	24
	PBP 08 MHB 10	10 mm	98	24
	PBP 08 MHB 13	13 mm	100	24
	PBP 08 MHB 16	16 mm	102	24
11	PBP 11 MHB 08	8 mm	100	30
	PBP 11 MHB 10	10 mm	100	30
	PBP 11 MHB 13	13 mm	102	30
	PBP 11 MHB 16	16 mm	102	30
	PBP 11 MHB 19	19 mm	120	33
13	PBP 13 MHB 08	8 mm	100	30
	PBP 13 MHB 10	10 mm	100	30
	PBP 13 MHB 13	13 mm	102	30
	PBP 13 MHB 16	16 mm	102	30
	PBP 13 MHB 19	19 mm	120	33
16	PBP 16 MHB 10	10 mm	151	36
	PBP 16 MHB 13	13 mm	153	36
	PBP 16 MHB 16	16 mm	153	36
	PBP 16 MHB 19	19 mm	160	36
19	PBP 19 MHB 19	19 mm	190	41
	PBP 19 MHB 25	25 mm	195	41

Standard hose tail plug

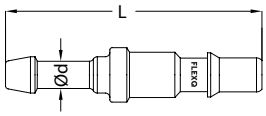

Size		Ød	L
3	PBP 03 MHF 04	4 mm	48
	PBP 03 MHF 06	6 mm	48
6	PBP 06 MHF 04	4 mm	62
	PBP 06 MHF 06	6 mm	62
	PBP 06 MHF 08	8 mm	62
	PBP 06 MHF 10	10 mm	62
	PBP 06 MHF 13	13 mm	64
8	PBP 08 MHF 06	6 mm	66
	PBP 08 MHF 08	8 mm	66
	PBP 08 MHF 10	10 mm	66
	PBP 08 MHF 13	13mm	66
	PBP 08 MHF 16	16 mm	70
11	PBP 11 MHF 08	8 mm	70
	PBP 11 MHF 10	10 mm	70
	PBP 11 MHF 13	13 mm	72
	PBP 11 MHF 16	16 mm	74
	PBP 11 MHF 19	19 mm	80
13	PBP 13 MHF 08	8 mm	70
	PBP 13 MHF 10	10 mm	70
	PBP 13 MHF 13	13 mm	72
	PBP 13 MHF 16	16 mm	74
	PBP 13 MHF 19	19 mm	80
16	PBP 16 MHF 10	10 mm	91
	PBP 16 MHF 13	13 mm	91
	PBP 16 MHF 16	16 mm	96
	PBP 16 MHF 19	19 mm	104
19	PBP 19 MHF 19	19 mm	150
	PBP 19 MHF 25	25 mm	152

SERIE PBW

FLUIDS

Push button

Options

- Colour coding
- Raised push button
- Fixing ring

Applications

- Fluids
- Chemicals
- Cooling and heating
- Vacuum

Materials	
Body Socket	Stainless st. AISI 303
Socket backpart	Stainless steel
Plug	Stainless steel
Button	AISI 420 chrome pl.
Valve	Stainless steel
Spring	Stainless steel
Seals	NBR (N)

VALVES

max. Temperature range

Nitrile (NBR)	N	-15 °C +100 °C
Fluorocarbon (FPM)	V	-20 °C +200 °C
High temperature fluorocarbon (FPM)	HTO	-20 °C +230 °C
Ethylene propylene (EPDM)	E	-20 °C +150 °C
High temperture ethylene propylene (EPDM)	HTW	-20 °C +180 °C
Perfluoroelastomer (FFKM)	W	-15 °C +270 °C
Fluoro-silicones (FMQ)	Q	-45 °C +175 °C

Always make sure that no medium is flowing before disconnecting

	PBW 03	PBW 06	PBW 08	PBW 11	PBW 13	PBW16	PBW 19
Flow Size (mm)	3	6	8	11	13	16	19
Pressure (max.)	50	50	50	50	50	50	50

FLEXQ Series PBW - Flow Rate vs Pressure Drop Graph

Hydraulic Flow-Chart

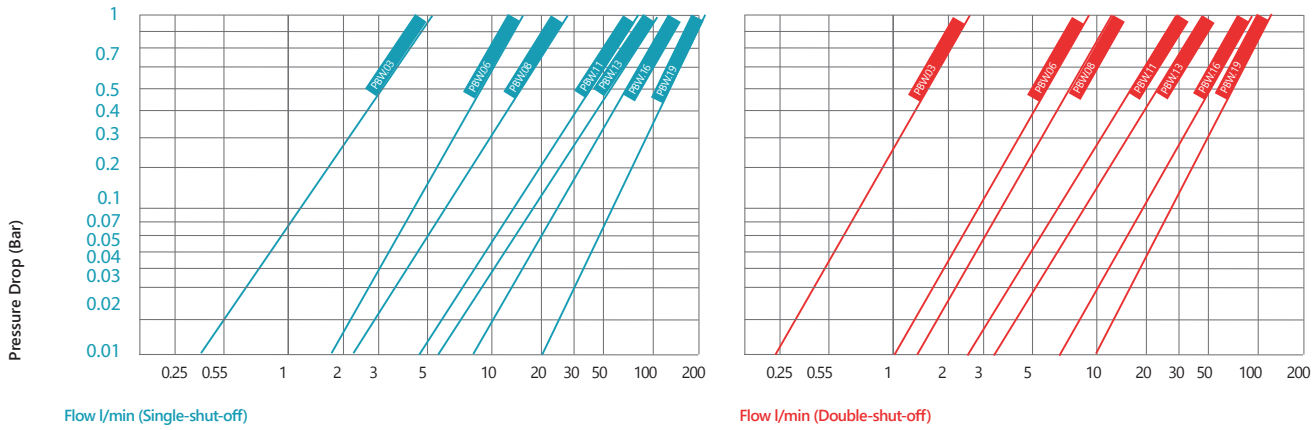

MONOCOUPLINGS FOR FLUIDS / SERIES PBW

Size				Ød1	Ød	L	L1	HEX
3	PBW 03 FHB 04	PBW 03 FHO 04	PBW 03 FHF 04	4 mm	16	52	18	14
	PBW 03 FHB 06	PBW 03 FHO 06	PBW 03 FHF 06	6 mm	16	52	18	14
6	PBW 06 FHB 06	PBW 06 FHO 06	PBW 06 FHF 06	6 mm	26	69	23	22
	PBW 06 FHB 08	PBW 06 FHO 08	PBW 06 FHF 08	8 mm	26	69	23	22
	PBW 06 FHB 10	PBW 06 FHO 10	PBW 06 FHF 10	10 mm	26	69	23	22
	PBW 06 FHB 13	PBW 06 FHO 13	PBW 06 FHF 13	13mm	26	73	25	22
8	PBW 08 FHB 06	PBW 08 FHO 06	PBW 08 FHF 06	6 mm	32	81	23	27
	PBW 08 FHB 08	PBW 08 FHO 08	PBW 08 FHF 08	8 mm	32	81	23	27
	PBW 08 FHB 10	PBW 08 FHO 10	PBW 08 FHF 10	10 mm	32	81	23	27
	PBW 08 FHB 13	PBW 08 FHO 13	PBW 08 FHF 13	13mm	32	84	26	27
11	PBW 11 FHB 08	PBW 11 FHO 08	PBW 11 FHF 08	8 mm	38	92	23	32
	PBW 11 FHB 10	PBW 11 FHO 10	PBW 11 FHF 10	10 mm	38	92	23	32
	PBW 11 FHB 13	PBW 11 FHO 13	PBW 11 FHF 13	13 mm	38	94	26	32
	PBW 11 FHB 16	PBW 11 FHO 16	PBW 11 FHF 16	16mm	38	94	26	32
13	PBW 13 FHB 10	PBW 13 FHO 10	PBW 13 FHF 10	10 mm	38	92	23	32
	PBW 13 FHB 13	PBW 13 FHO 13	PBW 13 FHF 13	13 mm	38	94	26	32
	PBW 13 FHB 16	PBW 13 FHO 16	PBW 13 FHF 16	16 mm	38	94	26	32
	PBW 13 FHB 19	PBW 13 FHO 19	PBW 13 FHF 19	19 mm	38	99	33	32
16	PBW 16 FHB 10	PBW 16 FHO 10	PBW 16 FHF 10	10 mm	44	101	23	38
	PBW 16 FHB 13	PBW 16 FHO 13	PBW 16 FHF 13	13 mm	44	104	26	38
	PBW 16 FHB 16	PBW 16 FHO 16	PBW 16 FHF 16	16 mm	44	104	26	38
	PBW 16 FHB 19	PBW 16 FHO 19	PBW 16 FHF 19	19 mm	44	101	33	38
19	PBW 19 FHB 19	PBW 19 FHO 19	PBW 19 FHF 19	19 mm	55	125	37	46
	PBW 19 FHB 25	PBW 19 FHO 25	PBW 19 FHF 25	25 mm	55	140	50	46

Standard hose tail socket

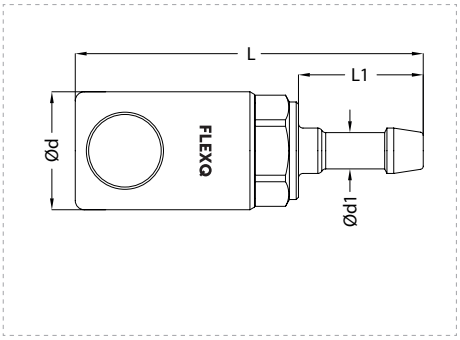

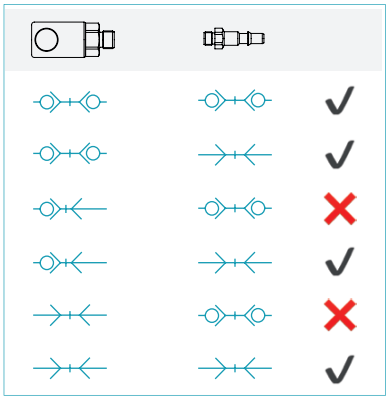

Female thread socket

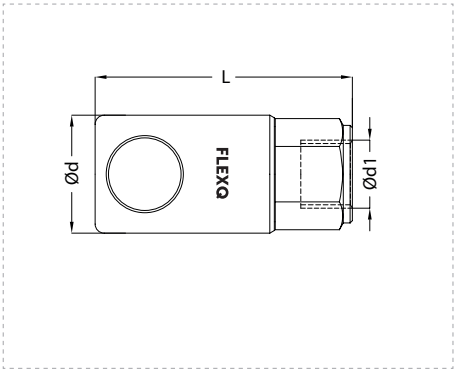

Size				Ød1	Ød	L	HEX
3	PBW 03 FFB 18	PBW 03 FFO 18	PBW 03 FFF 18	BSP 1/8"	16	43	14
	PBW 03 FNB 18	PBW 03 FNO 18	PBW 03 FNF	NPT 1/8"	16	43	14
6	PBW 06 FFB 18	PBW 06 FFO 18	PBW 06 FFF 18	BSP 1/8"	26	53	22
	PBW 06 FFB 14	PBW 06 FFO 14	PBW 06 FFF 14	BSP 1/4"	26	53	22
	PBW 06 FFB 38	PBW 06 FFO 38	PBW 06 FFF 38	BSP 3/8"	26	57	22
	PBW 06 FFB 12	PBW 06 FFO 12	PBW 06 FFF 12	BSP 1/2"	26	61	24
	PBW 06 FNB 18	PBW 06 FNO 18	PBW 06 FNF 18	NPT 1/8"	26	53	22
	PBW 06 FNB 14	PBW 06 FNO 14	PBW 06 FNF 14	NPT 1/4"	26	53	22
	PBW 06 FNB 38	PBW 06 FNO 38	PBW 06 FNF 38	NPT 3/8"	26	57	22
	PBW 06 FNB 12	PBW 06 FNO 12	PBW 06 FNF 12	NPT 1/2"	26	61	24
8	PBW 08 FFB 14	PBW 08 FFO 14	PBW 08 FFF 14	BSP 1/4"	32	66	27
	PBW 08 FFB 38	PBW 08 FFO 38	PBW 08 FFF 38	BSP 3/8"	32	66	27
	PBW 08 FFB 12	PBW 08 FFO 12	PBW 08 FFF 12	BSP 1/2"	32	74	27
	PBW 08 FNB 14	PBW 08 FNO 14	PBW 08 FNF 14	NPT 1/4"	32	66	27
	PBW 08 FNB 38	PBW 08 FNO 38	PBW 08 FNF 38	NPT 3/8"	32	66	27
	PBW 08 FNB 12	PBW 08 FNO 12	PBW 08 FNF 12	NPT 1/2"	32	74	27
11	PBW 11 FFB 38	PBW 11 FFO 38	PBW 11 FFF 38	BSP 3/8"	38	76	32
	PBW 11 FFB 12	PBW 11 FFO 12	PBW 11 FFF 12	BSP 1/2"	38	78	32
	PBW 11 FFB 34	PBW 11 FFO 34	PBW 11 FFF 34	BSP 3/4"	38	85	34
	PBW 11 FNB 38	PBW 11 FNO 38	PBW 11 FNF 38	NPT 3/8"	38	76	32
	PBW 11 FNB 12	PBW 11 FNO 12	PBW 11 FNF 12	NPT 1/2"	38	78	32
	PBW 11 FNB 34	PBW 11 FNO 34	PBW 11 FNF 34	NPT 3/4"	38	85	34
13	PBW 13 FFB 38	PBW 13 FFO 38	PBW 13 FFF 38	BSP 3/8"	38	76	32
	PBW 13 FFB 12	PBW 13 FFO 12	PBW 13 FFF 12	BSP 1/2"	38	78	32
	PBW 13 FFB 34	PBW 13 FFO 34	PBW 13 FFF 34	BSP 3/4"	38	85	34
	PBW 13 FNB 38	PBW 13 FNO 38	PBW 13 FNF 38	NPT 3/8"	38	76	32
	PBW 13 FNB 12	PBW 13 FNO 12	PBW 13 FNF 12	NPT 1/2"	38	78	32
	PBW 13 FNB 34	PBW 13 FNO 34	PBW 13 FNF 34	NPT 3/4"	38	85	34
16	PBW 16 FFB 12	PBW 16 FFO 12	PBW 16 FFF 12	BSP 1/2"	44	93	32
	PBW 16 FFB 34	PBW 16 FFO 34	PBW 16 FFF 34	BSP 3/4"	44	98	32
	PBW 16 FNB 12	PBW 16 FNO 12	PBW 16 FNF 12	NPT 1/2"	44	93	34
	PBW 16 FNB 34	PBW 16 FNO 34	PBW 16 FNF 34	NPT 3/4"	44	98	32
19	PBW 19 FFB 34	PBW 19 FFO 34	PBW 19 FFF 34	BSP 3/4"	55	115	46
	PBW 19 FFB 10	PBW 19 FFO 10	PBW 19 FFF 10	BSP 1"	55	115	46
	PBW 19 FNB 34	PBW 19 FNO 34	PBW 19 FNF 34	NPT 3/4"	55	115	46
	PBW 19 FNB 10	PBW 19 FNO 10	PBW 19 FNF 10	NPT 1"	55	115	46

MONOCOUPLINGS FOR FLUIDS / SERIES PBW

Size				Ød1	Ød	L	HEX
3	PBW 03 FMB 18	PBW 03 FMO 18	PBW 03 FMF 18	BSP 1/8"	16	43	14
	PBW 03 FMB 14	PBW 03 FMO 14	PBW 03 FMF 18	BSP 1/4"	16	45	14
	PBW 03 FTB 18	PBW 03 FTO 18	PBW 03 FTF 18	NPT 1/8"	16	44	14
	PBW 03 FTB 14	PBW 03 FTO 14	PBW 03 FTF 18	NPT 1/4"	15	45	14
6	PBW 06 FMB 18	PBW 06 FMO 18	PBW 06 FMF 18	BSP 1/8"	26	55	22
	PBW 06 FMB 14	PBW 06 FMO 14	PBW 06 FMF 14	BSP 1/4"	26	61	22
	PBW 06 FMB 38	PBW 06 FMO 38	PBW 06 FMF 38	BSP 3/8"	26	61	22
	PBW 06 FMB 12	PBW 06 FMO 12	PBW 06 FMF 12	BSP 1/2"	26	65	24
	PBW 06 FTB 18	PBW 06 FTO 18	PBW 06 FTF 18	NPT 1/8"	26	55	22
	PBW 06 FTB 14	PBW 06 FTO 14	PBW 06 FTF 14	NPT 1/4"	26	61	22
	PBW 06 FTB 38	PBW 06 FTO 38	PBW 06 FTF 38	NPT 3/8"	26	61	22
	PBW 06 FTB 12	PBW 06 FTO 12	PBW 06 FTF 12	NPT 1/2"	26	66	24
8	PBW 08 FMB 14	PBW 08 FMO 14	PBW 08 FMF 14	BSP 1/4"	32	72	27
	PBW 08 FMB 38	PBW 08 FMO 38	PBW 08 FMF 38	BSP 3/8"	32	72	27
	PBW 08 FMB 12	PBW 08 FMO 12	PBW 08 FMF 12	BSP 1/2"	32	76	27
	PBW 08 FTB 14	PBW 08 FTO 14	PBW 08 FTF 14	NPT 1/4"	32	72	27
	PBW 08 FTB 38	PBW 08 FTO 38	PBW 08 FTF 38	NPT 3/8"	32	72	27
	PBW 08 FTB 12	PBW 08 FTO 12	PBW 08 FTF 12	NPT 1/2"	32	76	27
11	PBW 11 FMB 38	PBW 11 FMO 38	PBW 11 FMF 38	BSP 3/8"	38	84	32
	PBW 11 FMB 12	PBW 11 FMO 12	PBW 11 FMF 12	BSP 1/2"	38	88	32
	PBW 11 FMB 34	PBW 11 FMO 34	PBW 11 FMF 34	BSP 3/4"	38	91	34
	PBW 11 FTB 38	PBW 11 FTO 38	PBW 11 FTF 38	NPT 3/8"	38	84	32
	PBW 11 FTB 12	PBW 11 FTO 12	PBW 11 FTF 12	NPT 1/2"	38	88	32
	PBW 11 FTB 34	PBW 11 FTO 34	PBW 11 FTF 34	NPT 3/4"	38	91	34
13	PBW 13 FMB 38	PBW 13 FMO 38	PBW 13 FMF 38	BSP 3/8"	38	84	32
	PBW 13 FMB 12	PBW 13 FMO 12	PBW 13 FMF 12	BSP 1/2"	38	88	32
	PBW 13 FMB 34	PBW 13 FMO 34	PBW 13 FMF 34	BSP 3/4"	38	91	34
	PBW 13 FTB 38	PBW 13 FTO 38	PBW 13 FTF 38	NPT 3/8"	38	84	32
	PBW 13 FTB 12	PBW 13 FTO 12	PBW 13 FTF 12	NPT 1/2"	38	88	32
	PBW 13 FTB 34	PBW 13 FTO 34	PBW 13 FTF 34	NPT 3/4"	38	91	34
16	PBW 16 FMB 12	PBW 16 FMO 12	PBW 16 FMF 12	BSP 1/2"	44	99	38
	PBW 16 FMB 34	PBW 16 FMO 34	PBW 16 FMF 34	BSP 3/4"	44	101	38
	PBW 16 FTB 12	PBW 16 FTO 12	PBW 16 FTF 12	NPT 1/2"	44	99	38
	PBW 16 FTB 34	PBW 16 FTO 34	PBW 16 FTF 34	NPT 3/4"	44	101	38
19	PBW 19 FMB 34	PBW 19 FMO 34	PBW 19 FMF 34	BSP 3/4"	55	125	46
	PBW 19 FMB 10	PBW 19 FMO 10	PBW 19 FMF 10	BSP 1"	55	127	46
	PBW 19 FTB 34	PBW 19 FTO 34	PBW 19 FTF 34	NPT 3/4"	55	125	46
	PBW 19 FTB 10	PBW 19 FTO 10	PBW 19 FTF 10	NPT 1"	55	127	46

Male thread socket

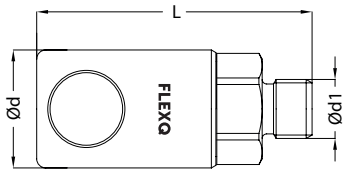

Female thread plug

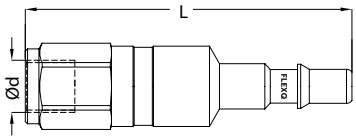

Size		Ød	L	HEX
3	PBW 03 MFB 18	BSP 1/8"	52	14
	PBW 03 MNB 18	NPT 1/8"	52	14
6	PBW 06 MFB 18	BSP 1/8"	66	17
	PBW 06 MFB 14	BSP 1/4"	73	17
	PBW 06 MFB 38	BSP 3/8"	73	22
	PBW 06 MNB 18	NPT 1/8"	66	17
	PBW 06 MNB 14	NPT 1/4"	73	17
	PBW 06 MNB 38	NPT 3/8"	73	22
8	PBW 08 MFB 14	BSP 1/4"	81	24
	PBW 08 MFB 38	BSP 3/8"	81	24
	PBW 08 MFB 12	BSP 1/2"	83	24
	PBW 08 MNB 14	NPT 1/4"	81	24
	PBW 08 MNB 38	NPT 3/8"	81	24
	PBW 08 MNB 12	NPT 1/2"	83	24
11	PBW 11 MFB 38	BSP 3/8"	91	30
	PBW 11 MFB 12	BSP 1/2"	94	30
	PBW 11 MFB 34	BSP 3/4"	98	34
	PBW 11 MNB 38	NPT 3/8"	91	30
	PBW 11 MNB 12	NPT 1/2"	94	30
	PBW 11 MNB 34	NPT 3/4"	98	34
13	PBW 13 MFB 38	BSP 3/8"	91	30
	PBW 13 MFB 12	BSP 1/2"	94	30
	PBW 13 MFB 34	BSP 3/4"	98	34
	PBW 13 MNB 38	NPT 3/8"	91	30
	PBW 13 MNB 12	NPT 1/2"	94	30
	PBW 13 MNB 34	NPT 3/4"	98	34
16	PBW 16 MFB 12	BSP 1/2"	108	36
	PBW 16 MFB 34	BSP 3/4"	111	36
	PBW 16 MNB 12	NPT 1/2"	108	36
	PBW 16 MNB 34	NPT 3/4"	111	36
19	PBW 19 MFB 34	BSP 3/4"	133	41
	PBW 19 MFB 10	BSP 1"	139	41
	PBW 19 MNB 34	NPT 3/4"	133	41
	PBW 19 MNB 10	NPT 1"	139	41

Female thread plug

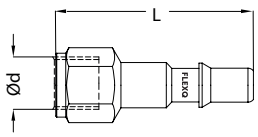

Size		Ød	L	HEX
3	PBP 03 MFF 18	BSP 1/8"	43	14
	PBP 03 MNF 18	NPT 1/8"	43	14
6	PBP 06 MFF 18	BSP 1/8"	42	14
	PBP 06 MFF 14	BSP 1/4"	47	17
	PBP 06 MFF 38	BSP 3/8"	50	22
	PBP 06 MFF 12	BSP 1/2"	53	27
	PBP 06 MNF 18	NPT 1/8"	42	14
	PBP 06 MNF 14	NPT 1/4"	47	17
	PBP 06 MNF 38	NPT 3/8"	50	22
	PBP 06 MNF 12	NPT 1/2"	53	27
8	PBP 08 MFF 14	BSP 1/4"	56	24
	PBP 08 MFF 38	BSP 3/8"	58	24
	PBP 08 MFF 12	BSP 1/2"	59	24
	PBP 08 MNF 14	NPT 1/4"	56	24
	PBP 08 MNF 38	NPT 3/8"	58	24
	PBP 08 MNF 12	NPT 1/2"	60	24
11	PBP 11 MFF 38	BSP 3/8"	62	22
	PBP 11 MFF 12	BSP 1/2"	66	27
	PBP 11 MFF 34	BSP 3/4"	69	32
	PBP 11 MNF 38	NPT 3/8"	62	22
	PBP 11 MNF 12	NPT 1/2"	66	27
	PBP 11 MNF 34	NPT 3/4"	69	32
13	PBP 13 MFF 38	BSP 3/8"	62	22
	PBP 13 MFF 12	BSP 1/2"	66	27
	PBP 13 MFF 34	BSP 3/4"	69	32
	PBP 13 MNF 38	NPT 3/8"	62	22
	PBP 13 MNF 12	NPT 1/2"	66	27
	PBP 13 MNF 34	NPT 3/4"	69	32
16	PBP 16 MFF 12	BSP 1/2"	69	27
	PBP 16 MFF 34	BSP 3/4"	72	32
	PBP 16 MNF 12	NPT 1/2"	69	27
	PBP 16 MNF 34	NPT 3/4"	72	32
19	PBP 19 MFF 34	BSP 3/4"	89	36
	PBP 19 MFF 10	BSP 1"	94	41
	PBP 19 MNF 34	NPT 3/4"	89	36
	PBP 19 MNF 10	NPT 1"	94	41

MONOCOUPLINGS FOR FLUIDS / SERIES PBW

Male thread plug

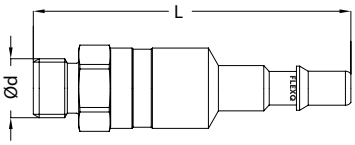

Size		Ød	L	HEX
3	PBW 03 MMB 18	BSP 1/8″	51	14
	PBW 03 MMB 14	BSP 1/4″	54	14
	PBW 03 MTB 18	NPT 1/8″	51	14
	PBW 03 MTB 14	NPT 1/4″	54	14
6	PBW 06 MMB 18	BSP 1/8″	68	14
	PBW 06 MMB 14	BSP 1/4″	70	14
	PBW 06 MMB 38	BSP 3/8″	72	19
	PBW 06 MTB 18	NPT 1/8″	68	14
	PBW 06 MTB 14	NPT 1/4″	70	14
	PBW 06 MTB 38	NPT 3/8″	73	19
8	PBW 08 MMB 14	BSP 1/4″	83	24
	PBW 08 MMB 38	BSP 3/8″	84	24
	PBW 08 MMB 12	BSP 1/2″	86	24
	PBW 08 MTB 14	NPT 1/4″	86	24
	PBW 08 MTB 38	NPT 3/8″	84	24
	PBW 08 MTB 12	NPT 1/2″	87	24
11	PBW 11 MMB 38	BSP 3/8″	95	30
	PBW 11 MMB 12	BSP 1/2″	96	30
	PBW 11 MMB 34	BSP 3/4″	100	30
	PBW 11 MTB 38	NPT 3/8″	97	30
	PBW 11 MTB 12	NPT 1/2″	98	30
	PBW 11 MTB 34	NPT 3/4″	102	30
13	PBW 13 MMB 38	BSP 3/8″	95	30
	PBW 13 MMB 12	BSP 1/2″	96	30
	PBW 13 MMB 34	BSP 3/4″	100	34
	PBW 13 MTB 38	NPT 3/8″	97	30
	PBW 13 MTB 12	NPT 1/2″	98	30
	PBW 13 MTB 34	NPT 3/4″	102	30
16	PBW 16 MFB 12	BSP 1/2″	118	36
	PBW 16 MFB 34	BSP 3/4″	120	36
	PBW 16 MNB 12	NPT 1/2″	119	36
	PBW 16 MNB	NPT 3/4″	121	36
19	PBW 19 MFB 34	BSP 3/4″	135	41
	PBW 19 MFB 10	BSP 1″	139	41
	PBW 19 MNB 34	NPT 3/4″	136	41
	PBW 19 MNB 10	NPT 1″	141	41

Male thread plug

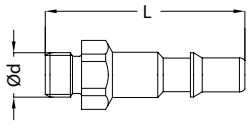

Size		Ød	L	HEX
3	PBP 03 MMF 18	BSP 1/8″	38	14
	PBP 03 MMF 14	BSP 1/4″	30	14
	PBP 03 MTF 18	NPT 1/8″	38	14
	PBP 03 MTF 14	NPT 1/4″	41	14
6	PBP 06 MMF 18	BSP 1/8″	44	14
	PBP 06 MMF 14	BSP 1/4″	48	14
	PBP 06 MMF 38	BSP 3/8″	52	19
	PBP 06 MMF 12	BSP 1/2″	55	24
	PBP 06 MTF 18	NPT 1/8″	45	14
	PBP 06 MTF 14	NPT 1/4″	47	14
	PBP 06 MTF 38	NPT 3/8″	53	19
	PBP 06 MTF 12	NPT 1/2″	54	24
8	PBP 08 MMF 14	BSP 1/4″	55	17
	PBP 08 MMF 38	BSP 3/8″	57	19
	PBP 08 MMF 12	BSP 1/2″	60	24
	PBP 08 MTF 14	NPT 1/4″	56	17
	PBP 08 MTF 38	NPT 3/8″	57	19
	PBP 08 MTF 12	NPT 1/2″	64	24
11	PBP 11 MMF 38	BSP 3/8″	65	19
	PBP 11 MMF 12	BSP 1/2″	68	24
	PBP 11 MMF 34	BSP 3/4″	70	30
	PBP 11 MTF 38	NPT 3/8″	66	19
	PBP 11 MTF 12	NPT 1/2″	69	24
	PBP 11 MTF 34	NPT 3/4″	71	30
13	PBP 13 MMF 38	BSP 3/8″	65	9
	PBP 13 MMF 12	BSP 1/2″	68	24
	PBP 13 MMF 34	BSP 3/4″	70	30
	PBP 13 MTF 38	NPT 3/8″	66	19
	PBP 13 MTF 12	NPT 1/2″	69	24
	PBP 13 MTF 34	NPT 3/4″	71	30
16	PBP 16 MMF 12	BSP 1/2″	73	24
	PBP 16 MMF 34	BSP 3/4″	76	30
	PBP 16 MMF 12	NPT 1/2″	74	24
	PBP 16 MMF 34	NPT 3/4″	77	30
19	PBP 19 MMF 34	BSP 3/4″	95	36
	PBP 19 MMF 10	BSP 1″	100	36
	PBP 19 MTF 34	NPT 3/4″	96	36
	PBP 19 MTF 10	NPT 1″	105	36

Standard hose tail plug

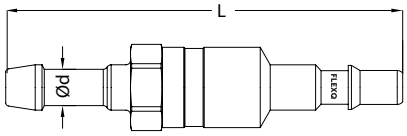

Size		Ød	L	HEX
3	PBW 03 MHB 04	4 mm	65	14
	PBW 03 MHB 06	6 mm	65	14
6	PBW 06 MHB 04	4 mm	87	17
	PBW 06 MHB 06	6 mm	87	17
	PBW 06 MHB 08	8 mm	87	17
	PBW 06 MHB 10	10 mm	87	17
	PBW 06 MHB 13	13 mm	89	17
8	PBW 08 MHB 06	6 mm	98	24
	PBW 08 MHB 08	8 mm	98	24
	PBW 08 MHB 10	10 mm	98	24
	PBW 08 MHB 13	13 mm	100	24
	PBW 08 MHB 16	16 mm	102	24
11	PBW 11 MHB 08	8 mm	100	30
	PBW 11 MHB 10	10 mm	100	30
	PBW 11 MHB 13	13 mm	102	30
	PBW 11 MHB 16	16 mm	102	30
	PBW 11 MHB 19	19 mm	120	33
13	PBW 13 MHB 08	8 mm	100	30
	PBW 13 MHB 10	10 mm	100	30
	PBW 13 MHB 13	13 mm	102	30
	PBW 13 MHB 16	16 mm	102	30
	PBW 13 MHB 19	19 mm	120	33
16	PBW 16 MHB 10	10 mm	151	36
	PBW 16 MHB 13	13 mm	153	36
	PBW 16 MHB 16	16 mm	153	36
	PBW 16 MHB 19	19 mm	160	36
19	PBW 19 MHB 19	19 mm	190	41
	PBW 19 MHB 25	25 mm	195	41

Standard hose tail plug

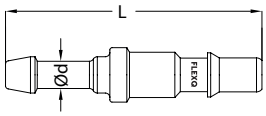

Size		Ød	L
3	PBP 03 MHF 04	4 mm	48
	PBP 03 MHF 06	6 mm	48
6	PBP 06 MHF 04	4 mm	62
	PBP 06 MHF 06	6 mm	62
	PBP 06 MHF 08	8 mm	62
	PBP 06 MHF 10	10 mm	62
	PBP 06 MHF 13	13 mm	64
8	PBP 08 MHF 06	6 mm	66
	PBP 08 MHF 08	8 mm	66
	PBP 08 MHF 10	10 mm	66
	PBP 08 MHF 13	13mm	66
	PBP 08 MHF 16	16 mm	70
11	PBP 11 MHF 08	8 mm	70
	PBP 11 MHF 10	10 mm	70
	PBP 11 MHF 13	13 mm	72
	PBP 11 MHF 16	16 mm	74
	PBP 11 MHF 19	19 mm	80
13	PBP 13 MHF 08	8 mm	70
	PBP 13 MHF 10	10 mm	70
	PBP 13 MHF 13	13 mm	72
	PBP 13 MHF 16	16 mm	74
	PBP 13 MHF 19	19 mm	80
16	PBP 16 MHF 10	10 mm	91
	PBP 16 MHF 13	13 mm	91
	PBP 16 MHF 16	16 mm	96
	PBP 16 MHF 19	19 mm	104
19	PBP 19 MHF 19	19 mm	150
	PBP 19 MHF 25	25 mm	152

SERIE PBH

HYDRAULICS

Push button

Options

- Colour coding — R / B
- Raised push button — ED
- Fixing ring — BO

Applications

- Hydraulics

Materials	
Body Socket	Stainless st. AISI 303
Socket backpart	Stainless steel
Plug	Stainless steel
Button	AISI 420 chrome pl.
Valve	AISI 316 L
Spring	Stainless steel
Seals	NBR (N)

VALVES

max. Temperature range

Nitril (NBR)	N	-15 °C +100 °C
Fluor-Carbon (FPM)	V	-20 °C +200 °C

Always make sure that no medium is flowing before disconnecting

	PBH 03	PBH 06	PBH 08	PBH 11	PBH 13	PBH16	PBH 19
Flow Size (mm)	3	6	8	11	13	16	19
Pressure (max.)	350	350	350	300	300	300	250

FLEXQ

Series PBH - Flow Rate vs Pressure Drop Graph

MONOCOUPLINGS FOR HYDRAULICS / SERIES PBH

Male thread socket

Size		Ød1	Ød	L	HEX
3	PBH 03 FMB 18	BSP 1/8″	16	43	14
	PBH 03 FMB 14	BSP 1/4″	16	45	14
	PBH 03 FTB 18	NPT 1/8″	16	44	14
	PBH 03 FTB 14	NPT 1/4″	15	45	14
6	PBH 06 FMB 18	BSP 1/8″	26	55	22
	PBH 06 FMB 14	BSP 1/4″	26	61	22
	PBH 06 FMB 38	BSP 3/8″	26	61	22
	PBH 06 FMB 12	BSP 1/2″	26	65	24
	PBH 06 FTB 18	NPT 1/8″	26	55	22
	PBH 06 FTB 14	NPT 1/4″	26	61	22
	PBH 06 FTB 38	NPT 3/8″	26	61	22
	PBH 06 FTB 12	NPT 1/2″	26	66	24
8	PBH 08 FMB 14	BSP 1/4″	32	72	27
	PBH 08 FMB 38	BSP 3/8″	32	72	27
	PBH 08 FMB 12	BSP 1/2″	32	76	27
	PBH 08 FTB 14	NPT 1/4″	32	72	27
	PBH 08 FTB 38	NPT 3/8″	32	72	27
	PBH 08 FTB 12	NPT 1/2″	32	76	27
11	PBH 11 FMB 38	BSP 3/8″	38	84	32
	PBH 11 FMB 12	BSP 1/2″	38	88	32
	PBH 11 FMB 34	BSP 3/4″	38	91	34
	PBH 11 FTB 38	NPT 3/8″	38	84	32
	PBH 11 FTB 12	NPT 1/2″	38	88	32
	PBH 11 FTB 34	NPT 3/4″	38	91	34
13	PBH 13 FMB 38	BSP 3/8″	38	84	32
	PBH 13 FMB 12	BSP 1/2″	38	88	32
	PBH 13 FMB 34	BSP 3/4″	38	91	34
	PBH 13 FTB 38	NPT 3/8″	38	84	32
	PBH 13 FTB 12	NPT 1/2″	38	88	32
	PBH 13 FTB 34	NPT 3/4″	38	91	34
16	PBH 16 FMB 12	BSP 1/2″	44	99	38
	PBH 16 FMB 34	BSP 3/4″	44	101	38
	PBH 16 FTB 12	NPT 1/2″	44	99	38
	PBH 16 FTB 34	NPT 3/4″	44	101	38
19	PBH 19 FMB 34	BSP 3/4″	55	125	46
	PBH 19 FMB 10	BSP 1″	55	127	46
	PBH 19 FTB 34	NPT 3/4″	55	125	46
	PBH 19 FTB 10	NPT 1″	55	127	46

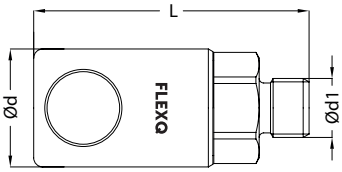

Female thread socket

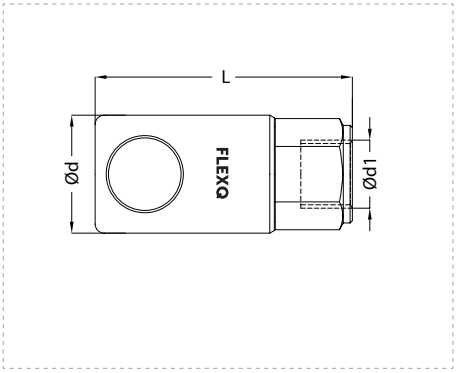

Size		Ød1	Ød	L	HEX
3	PBH 03 FFB 18	BSP 1/8″	16	43	14
	PBH 03 FNB 18	NPT 1/8″	16	43	14
6	PBH 06 FFB 18	BSP 1/8″	26	53	22
	PBH 06 FFB 14	BSP 1/4″	26	53	22
	PBH 06 FFB 38	BSP 3/8″	26	57	22
	PBH 06 FFB 12	BSP 1/2″	26	61	24
	PBH 06 FNB 18	NPT 1/8″	26	53	22
	PBH 06 FNB 14	NPT 1/4″	26	53	22
	PBH 06 FNB 38	NPT 3/8″	26	57	22
	PBH 06 FNB 12	NPT 1/2″	26	61	24
8	PBH 08 FFB 14	BSP 1/4″	32	66	27
	PBH 08 FFB 38	BSP 3/8″	32	66	27
	PBH 08 FFB 12	BSP 1/2″	32	74	27
	PBH 08 FNB 14	NPT 1/4″	32	66	27
	PBH 08 FNB 38	NPT 3/8″	32	66	27
	PBH 08 FNB 12	NPT 1/2″	32	74	27
11	PBH 11 FFB 38	BSP 3/8″	38	76	32
	PBH 11 FFB 12	BSP 1/2″	38	78	32
	PBH 11 FFB 34	BSP 3/4″	38	85	34
	PBH 11 FNB 38	NPT 3/8″	38	76	32
	PBH 11 FNB 12	NPT 1/2″	38	78	32
	PBH 11 FNB 34	NPT 3/4″	38	85	34
13	PBH 13 FFB 38	BSP 3/8″	38	76	32
	PBH 13 FFB 12	BSP 1/2″	38	78	32
	PBH 13 FFB 34	BSP 3/4″	38	85	34
	PBH 13 FNB 38	NPT 3/8″	38	76	32
	PBH 13 FNB 12	NPT 1/2″	38	78	32
	PBH 13 FNB 34	NPT 3/4″	38	85	34
16	PBH 16 FFB 12	BSP 1/2″	44	93	32
	PBH 16 FFB 34	BSP 3/4″	44	98	32
	PBH 16 FNB 12	NPT 1/2″	44	93	34
	PBH 16 FNB 34	NPT 3/4″	44	98	32
19	PBH 19 FFB 34	BSP 3/4″	55	115	46
	PBH 19 FFB 10	BSP 1″	55	115	46
	PBH 19 FNB 34	NPT 3/4″	55	115	46
	PBH 19 FNB 10	NPT 1″	55	115	46

MONOCOUPLINGS FOR HYDRAULICS / SERIES PBH

Female thread plug

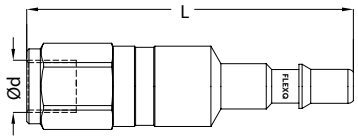

Size		Ød	L	HEX
3	PBH 03 MFB 18	BSP 1/8"	52	14
	PBH 03 MNB 18	NPT 1/8"	52	14
6	PBH 06 MFB 18	BSP 1/8"	66	17
	PBH 06 MFB 14	BSP 1/4"	73	17
	PBH 06 MFB 38	BSP 3/8"	73	22
	PBH 06 MNB 18	NPT 1/8"	66	17
	PBH 06 MNB 14	NPT 1/4"	73	17
	PBH 06 MNB 38	NPT 3/8"	73	22
8	PBH 08 MFB 14	BSP 1/4"	81	24
	PBH 08 MFB 38	BSP 3/8"	81	24
	PBH 08 MFB 12	BSP 1/2"	83	24
	PBH 08 MNB 14	NPT 1/4"	81	24
	PBH 08 MNB 38	NPT 3/8"	81	24
	PBH 08 MNB 12	NPT 1/2"	83	24
11	PBH 11 MFB 38	BSP 3/8"	91	30
	PBH 11 MFB 12	BSP 1/2"	94	30
	PBH 11 MFB 34	BSP 3/4"	98	34
	PBH 11 MNB 38	NPT 3/8"	91	30
	PBH 11 MNB 12	NPT 1/2"	94	30
	PBH 11 MNB 34	NPT 3/4"	98	34
13	PBH 13 MFB 38	BSP 3/8"	91	30
	PBH 13 MFB 12	BSP 1/2"	94	30
	PBH 13 MFB 34	BSP 3/4"	98	34
	PBH 13 MNB 38	NPT 3/8"	91	30
	PBH 13 MNB 12	NPT 1/2"	94	30
	PBH 13 MNB 34	NPT 3/4"	98	34
16	PBH 16 MFB 12	BSP 1/2"	108	36
	PBH 16 MFB 34	BSP 3/4"	111	36
	PBH 16 MNB 12	NPT 1/2"	108	36
	PBH 16 MNB 34	NPT 3/4"	111	36
19	PBH 19 MFB 34	BSP 3/4"	133	41
	PBH 19 MFB 10	BSP 1"	139	41
	PBH 19 MNB 34	NPT 3/4"	133	41
	PBH 19 MNB 10	NPT 1"	139	41

Male thread plug

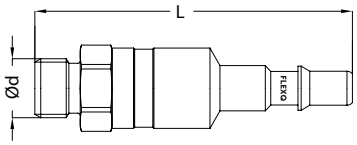

Size		Ød	L	HEX
3	PBH 03 MMB 18	BSP 1/8"	51	14
	PBH 03 MMB 14	BSP 1/4"	54	14
	PBH 03 MTB 18	NPT 1/8"	51	14
	PBH 03 MTB 14	NPT 1/4"	54	14
6	PBH 06 MMB 18	BSP 1/8"	68	14
	PBH 06 MMB 14	BSP 1/4"	70	14
	PBH 06 MMB 38	BSP 3/8"	72	19
	PBH 06 MTB 18	NPT 1/8"	68	14
	PBH 06 MTB 14	NPT 1/4"	70	14
	PBH 06 MTB 38	NPT 3/8"	73	19
8	PBH 08 MMB 14	BSP 1/4"	83	24
	PBH 08 MMB 38	BSP 3/8"	84	24
	PBH 08 MMB 12	BSP 1/2"	86	24
	PBH 08 MTB 14	NPT 1/4"	86	24
	PBH 08 MTB 38	NPT 3/8"	84	24
	PBH 08 MTB 12	NPT 1/2"	87	24
11	PBH 11 MMB 38	BSP 3/8"	95	30
	PBH 11 MMB 12	BSP 1/2"	96	30
	PBH 11 MMB 34	BSP 3/4"	100	30
	PBH 11 MTB 38	NPT 3/8"	97	30
	PBH 11 MTB 12	NPT 1/2"	98	30
	PBH 11 MTB 34	NPT 3/4"	102	30
13	PBH 13 MMB 38	BSP 3/8"	95	30
	PBH 13 MMB 12	BSP 1/2"	96	30
	PBH 13 MMB 34	BSP 3/4"	100	34
	PBH 13 MTB 38	NPT 3/8"	97	30
	PBH 13 MTB 12	NPT 1/2"	98	30
	PBH 13 MTB 34	NPT 3/4"	102	30
16	PBH 16 MFB 12	BSP 1/2"	118	36
	PBH 16 MFB 34	BSP 3/4"	120	36
	PBH 16 MNB 12	NPT 1/2"	119	36
	PBH 16 MNB 34	NPT 3/4"	121	36
19	PBH 19 MFB 34	BSP 3/4"	135	41
	PBH 19 MFB 10	BSP 1"	139	41
	PBH 19 MNB 34	NPT 3/4"	136	41
	PBH 19 MNB 10	NPT 1"	141	41

SERIE PBI

FLUIDS

Push button

Options

- Colour coding — R / B
- Rised push button — ED
- Fixing ring — BO

Applications

- Fluids
- Chemicals
- Cooling heating
- Vacuum

Materials	
Body Socket	AISI 316 L
Socket backpart	AISI 316 L
Plug	AISI 316 L
Button	AISI 316 L
Valve	AISI 316 L
Spring	AISI 316 L
Seals	NBR (N)

VALVES

max. Temperature range

Nitrile (NBR)	N	-15 °C +100 °C
Fluorocarbon (FPM)	V	-20 °C +200 °C
High temperature fluorocarbon (FPM)	HTO	-20 °C +230 °C
Ethylene propylene (EPDM)	E	-20 °C +150 °C
High temperture ethylene propylene (EPDM)	HTW	-20 °C +180 °C
Perfluoroelastomer (FFKM)	W	-15 °C +270 °C
Fluoro-silicones (FMQ)		-45 °C +175 °C

Connect and disconnect only when depressurized

	PBI 03	PBI 06	PBI 08	PBI 11	PBI 13	PBI16	PBI 19
mm Flow Size	3	6	8	11	13	16	19
max. Pressure	15	15	15	15	15	15	15

FLEXQ Serie PBI - Flow Rate vs Pressure Drop Graph

Hydraulic flow-chart

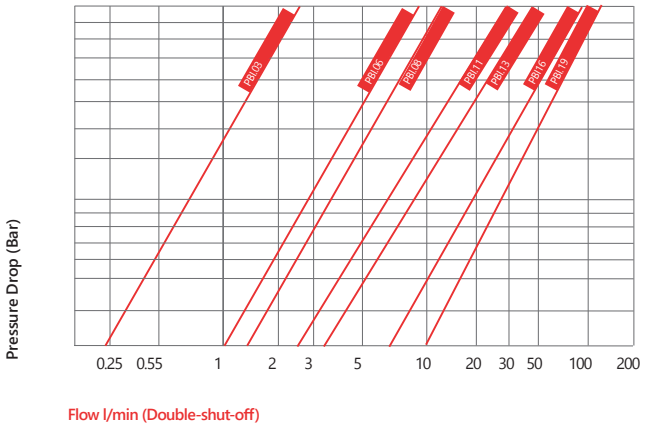

MONOCOUPLINGS FOR FLUIDS / SERIES PBI

Male thread socket

Size		Ød1	Ød	L	HEX
3	PBI 03 FMB 18	BSP 1/8″	16	43	14
	PBI 03 FMB 14	BSP 1/4″	16	45	14
	PBI 03 FTB 18	NPT 1/8″	16	44	14
	PBI 03 FTB 14	NPT 1/4″	15	45	14
6	PBI 06 FMB 18	BSP 1/8″	26	55	22
	PBI 06 FMB 14	BSP 1/4″	26	61	22
	PBI 06 FMB 38	BSP 3/8″	26	61	22
	PBI 06 FMB 12	BSP 1/2″	26	65	24
	PBI 06 FTB 18	NPT 1/8″	26	55	22
	PBI 06 FTB 14	NPT 1/4″	26	61	22
	PBI 06 FTB 38	NPT 3/8″	26	61	22
	PBI 06 FTB 12	NPT 1/2″	26	66	24
8	PBI 08 FMB 14	BSP 1/4″	32	72	27
	PBI 08 FMB 38	BSP 3/8″	32	72	27
	PBI 08 FMB 12	BSP 1/2″	32	76	27
	PBI 08 FTB 14	NPT 1/4″	32	72	27
	PBI 08 FTB 38	NPT 3/8″	32	72	27
	PBI 08 FTB 12	NPT 1/2″	32	76	27
11	PBI 11 FMB 38	BSP 3/8″	38	84	32
	PBI 11 FMB 12	BSP 1/2″	38	88	32
	PBI 11 FMB 34	BSP 3/4″	38	91	34
	PBI 11 FTB 38	NPT 3/8″	38	84	32
	PBI 11 FTB 12	NPT 1/2″	38	88	32
	PBI 11 FTB 34	NPT 3/4″	38	91	34
13	PBI 13 FMB 38	BSP 3/8″	38	84	32
	PBI 13 FMB 12	BSP 1/2″	38	88	32
	PBI 13 FMB 34	BSP 3/4″	38	91	34
	PBI 13 FTB 38	NPT 3/8″	38	84	32
	PBI 13 FTB 12	NPT 1/2″	38	88	32
	PBI 13 FTB 34	NPT 3/4″	38	91	34
16	PBI 16 FMB 12	BSP 1/2″	44	99	38
	PBI 16 FMB 34	BSP 3/4″	44	101	38
	PBI 16 FTB 12	NPT 1/2″	44	99	38
	PBI 16 FTB 34	NPT 3/4″	44	101	38
19	PBI 19 FMB 34	BSP 3/4″	55	125	46
	PBI 19 FMB 10	BSP 1″	55	127	46
	PBI 19 FTB 34	NPT 3/4″	55	125	46
	PBI 19 FTB 10	NPT 1″	55	127	46

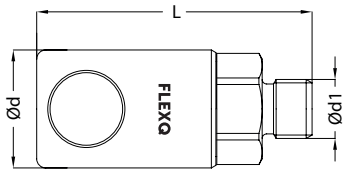

Female thread socket

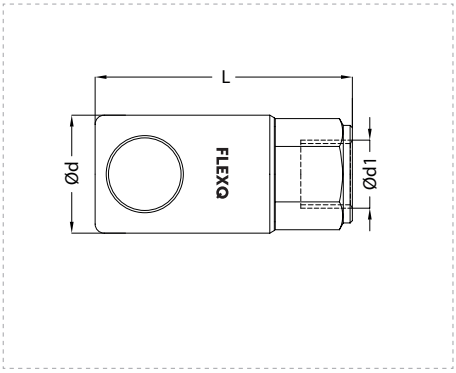

Size		Ød1	Ød	L	HEX
3	PBI 03 FFB 18	BSP 1/8″	16	43	14
	PBI 03 FNB 18	NPT 1/8″	16	43	14
6	PBI 06 FFB 18	BSP 1/8″	26	53	22
	PBI 06 FFB 14	BSP 1/4″	26	53	22
	PBI 06 FFB 38	BSP 3/8″	26	57	22
	PBI 06 FFB 12	BSP 1/2″	26	61	24
	PBI 06 FNB 18	NPT 1/8″	26	53	22
	PBI 06 FNB 14	NPT 1/4″	26	53	22
	PBI 06 FNB 38	NPT 3/8″	26	57	22
	PBI 06 FNB 12	NPT 1/2″	26	61	24
8	PBI 08 FFB 14	BSP 1/4″	32	66	27
	PBI 08 FFB 38	BSP 3/8″	32	66	27
	PBI 08 FFB 12	BSP 1/2″	32	74	27
	PBI 08 FNB 14	NPT 1/4″	32	66	27
	PBI 08 FNB 38	NPT 3/8″	32	66	27
	PBI 08 FNB 12	NPT 1/2″	32	74	27
11	PBI 11 FFB 38	BSP 3/8″	38	76	32
	PBI 11 FFB 12	BSP 1/2″	38	78	32
	PBI 11 FFB 34	BSP 3/4″	38	85	34
	PBI 11 FNB 38	NPT 3/8″	38	76	32
	PBI 11 FNB 12	NPT 1/2″	38	78	32
	PBI 11 FNB 34	NPT 3/4″	38	85	34
13	PBI 13 FFB 38	BSP 3/8″	38	76	32
	PBI 13 FFB 12	BSP 1/2″	38	78	32
	PBI 13 FFB 34	BSP 3/4″	38	85	34
	PBI 13 FNB 38	NPT 3/8″	38	76	32
	PBI 13 FNB 12	NPT 1/2″	38	78	32
	PBI 13 FNB 34	NPT 3/4″	38	85	34
16	PBI 16 FFB 12	BSP 1/2″	44	93	32
	PBI 16 FFB 34	BSP 3/4″	44	98	32
	PBI 16 FNB 12	NPT 1/2″	44	93	34
	PBI 16 FNB 34	NPT 3/4″	44	98	32
19	PBI 19 FFB 34	BSP 3/4″	55	115	46
	PBI 19 FFB 10	BSP 1″	55	115	46
	PBI 19 FNB 34	NPT 3/4″	55	115	46
	PBI 19 FNB 10	NPT 1″	55	115	46

MONOCOUPLINGS FOR HYDRAULICS / SERIES PBI

Female thread plug

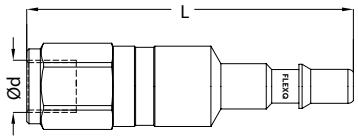

Size		Ød	L	HEX
3	PBI 03 MFB 18	BSP 1/8"	52	14
	PBI 03 MNB 18	NPT 1/8"	52	14
6	PBI 06 MFB 18	BSP 1/8"	66	17
	PBI 06 MFB 14	BSP 1/4"	73	17
	PBI 06 MFB 38	BSP 3/8"	73	22
	PBI 06 MNB 18	NPT 1/8"	66	17
	PBI 06 MNB 14	NPT 1/4"	73	17
	PBI 06 MNB 38	NPT 3/8"	73	22
8	PBI 08 MFB 14	BSP 1/4"	81	24
	PBI 08 MFB 38	BSP 3/8"	81	24
	PBI 08 MFB 12	BSP 1/2"	83	24
	PBI 08 MNB 14	NPT 1/4"	81	24
	PBI 08 MNB 38	NPT 3/8"	81	24
	PBI 08 MNB 12	NPT 1/2"	83	24
11	PBI 11 MFB 38	BSP 3/8"	91	30
	PBI 11 MFB 12	BSP 1/2"	94	30
	PBI 11 MFB 34	BSP 3/4"	98	34
	PBI 11 MNB 38	NPT 3/8"	91	30
	PBI 11 MNB 12	NPT 1/2"	94	30
	PBI 11 MNB 34	NPT 3/4"	98	34
13	PBI 13 MFB 38	BSP 3/8"	91	30
	PBI 13 MFB 12	BSP 1/2"	94	30
	PBI 13 MFB 34	BSP 3/4"	98	34
	PBI 13 MNB 38	NPT 3/8"	91	30
	PBI 13 MNB 12	NPT 1/2"	94	30
	PBI 13 MNB 34	NPT 3/4"	98	34
16	PBI 16 MFB 12	BSP 1/2"	108	36
	PBI 16 MFB 34	BSP 3/4"	111	36
	PBI 16 MNB 12	NPT 1/2"	108	36
	PBI 16 MNB 34	NPT 3/4"	111	36
19	PBI 19 MFB 34	BSP 3/4"	133	41
	PBI 19 MFB 10	BSP 1"	139	41
	PBI 19 MNB 34	NPT 3/4"	133	41
	PBI 19 MNB 10	NPT 1"	139	41

Male thread plug

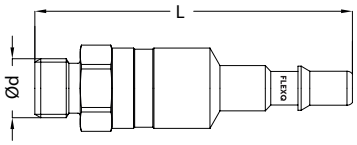

Size		Ød	L	HEX
3	PBI 03 MMB 18	BSP 1/8"	51	14
	PBI 03 MMB 14	BSP 1/4"	54	14
	PBI 03 MTB 18	NPT 1/8"	51	14
	PBI 03 MTB 14	NPT 1/4"	54	14
6	PBI 06 MMB 18	BSP 1/8"	68	14
	PBI 06 MMB 14	BSP 1/4"	70	14
	PBI 06 MMB 38	BSP 3/8"	72	19
	PBI 06 MTB 18	NPT 1/8"	68	14
	PBI 06 MTB 14	NPT 1/4"	70	14
	PBI 06 MTB 38	NPT 3/8"	73	19
8	PBI 08 MMB 14	BSP 1/4"	83	24
	PBI 08 MMB 38	BSP 3/8"	84	24
	PBI 08 MMB 12	BSP 1/2"	86	24
	PBI 08 MTB 14	NPT 1/4"	86	24
	PBI 08 MTB 38	NPT 3/8"	84	24
	PBI 08 MTB 12	NPT 1/2"	87	24
11	PBI 11 MMB 38	BSP 3/8"	95	30
	PBI 11 MMB 12	BSP 1/2"	96	30
	PBI 11 MMB 34	BSP 3/4"	100	30
	PBI 11 MTB 38	NPT 3/8"	97	30
	PBI 11 MTB 12	NPT 1/2"	98	30
	PBI 11 MTB 34	NPT 3/4"	102	30
13	PBI 13 MMB 38	BSP 3/8"	95	30
	PBI 13 MMB 12	BSP 1/2"	96	30
	PBI 13 MMB 34	BSP 3/4"	100	34
	PBI 13 MTB 38	NPT 3/8"	97	30
	PBI 13 MTB 12	NPT 1/2"	98	30
	PBI 13 MTB 34	NPT 3/4"	102	30
16	PBI 16 MMB 12	BSP 1/2"	118	36
	PBI 16 MMB 34	BSP 3/4"	120	36
	PBI 16 MTB 12	NPT 1/2"	119	36
	PBI 16 MTB 34	NPT 3/4"	121	36
19	PBI 19 MMB 34	BSP 3/4"	135	41
	PBI 19 MMB 10	BSP 1"	139	41
	PBI 19 MTB 34	NPT 3/4"	136	41
	PBI 19 MTB 10	NPT 1"	141	41

FLUIDS

FLEXQ
CONNECTORS

PPT
ISO 7241-1 Serie B



LINKING PRECISION WITH PERFORMANCE

PPT, the multi purpose quick coupling system for air, fluids and hydraulic applications

Characteristics

- Optimized flow characteristics
- Ergonomic design
- Wide flow size range
- Available in stainless steel
- ISO profile

Safe and quick locking

Depending on the size, the balls provide a reliable locking.
The locking sleeve is ergonomic designed - thanks to these properties PPT series become a comfortable and safe quick connect/disconnect coupling system.

PPT
ISO 7241-1

SERIE PPT

MULTİ PURPOSE

-- ISO 7241-1 SERIE B --

Options

• Stainless Steel	VA
• High Temperature FFKM	W

Applications

- On thermo regulation
- Injection moulding
- Heating oil
- Steam lines
- Blow molding

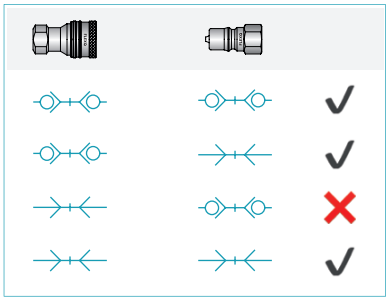

Materials (Standard)	
Body Socket	Brass
Body Plug	Brass
Sleeve	Brass
Valve	Brass
Locking Ring	Stainless steel
Spring	Stainless steel
Balls	Stainless steel
Seals	Nitrile (N)

max. Temperature range

Nitril (NBR)	N	- 15 °C +100 °C
Fluorcarbon (FPM)	V	- 20 °C +180 °C
Ethylene Propylene	EPDM	- 40 °C +150 °C

Always make sure that no medium is flowing before disconnecting

mm Flow Size

max. Pressure

See table page 76

FLEXQ Series PPT - Flow Rate & Pressure Drop Graph

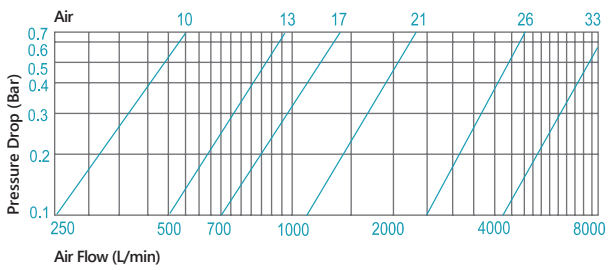

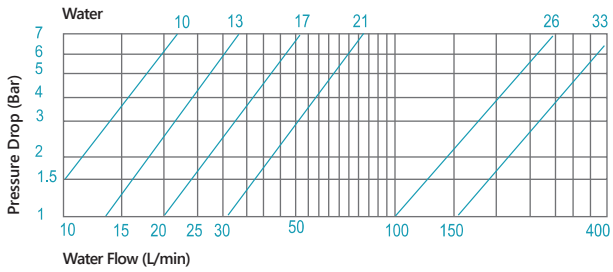

MONOCOUPLINGS FOR FLUIDS / SERIES PPT

Size			Ød	Ød1	L	HEX
4	PPT 04 FFB 18	PPT 04 FFF 18	BSP 1/8	25	49	14
8	PPT 08 FFB 14	PPT 08 FFF 14	BSP 1/4	29	58	19
10	PPT 10 FFB 38	PPT 10 FFF 38	BSP 3/8	35	64	22
13	PPT 13 FFB 12	PPT 13 FFF 12	BSP 1/2	44	74	27
16	PPT 16 FFB 34	PPT 16 FFF 34	BSP 3/4	53	94	36
19	PPT 19 FFB 10	PPT 19 FFF 10	BSP 1	60	106	41

Female thread socket

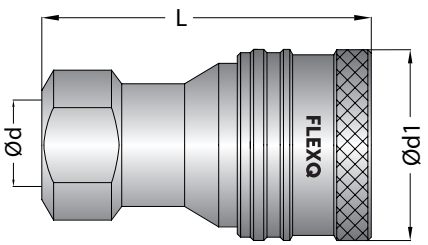

Size			Ød	Ød1	L	HEX
32	PPT 32 FFB 10	PPT 32 FFF 10	BSP 1	70	114	60
32	PPT 32 FFB 114	PPT 32 FFF 114	BSP 1-1/4	70	114	60
32	PPT 32 FFB 112	PPT 32 FFF 112	BSP 1-1/2	70	114	60
38	PPT 38 FFB 114	PPT 38 FFF 114	BSP 1-1/4	75	126	65
38	PPT 38 FFB 112	PPT 38 FFF 112	BSP 1-1/2	75	126	65
50	PPT 50 FFB 20	PPT 50 FFF 20	BSP 2	105	142	90
50	PPT 50 FFB 212	PPT 50 FFF 212	BSP 2-1/2	110	167	100

Female thread socket

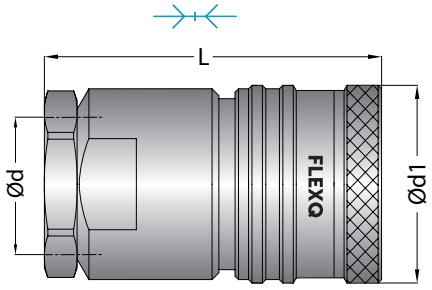

Size			Ød	L	HEX
4	PPT 04 MFB 18	PPT 04 MFF 18	BSP 1/8	30	14
8	PPT 08 MFB 14	PPT 08 MFF 14	BSP 1/4	35	19
10	PPT 10 MFB 38	PPT 10 MFF 38	BSP 3/8	39	22
13	PPT 13 MFB 12	PPT 13 MFF 12	BSP 1/2	36	27
16	PPT 16 MFB 34	PPT 16 MFF 34	BSP 3/4	60	36
19	PPT 19 MFB 10	PPT 19 MFF 10	BSP 1	65	41

Female thread plug

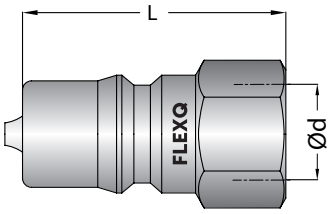

Female thread plug

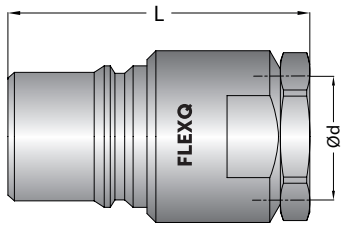

Size			Ød	L	HEX
32	PPT 32 MFB 10	PPT 32 MFF 10	BSP 1	114	60
32	PPT 32 MFB 114	PPT 32 MFF 114	BSP 1-1/4	114	60
32	PPT 32 MFB 112	PPT 32 MFF 112	BSP 1-1/2	114	60
38	PPT 38 MFB 114	PPT 38 MFF 114	BSP 1-1/4	126	65
38	PPT 38 MFB 112	PPT 38 MFF 112	BSP 1-1/2	126	65
50	PPT 50 MFB 20	PPT 50 MFF 20	BSP 2	142	90
50	PPT 50 MFB 212	PPT 50 MFF 212	BSP 2-1/2	167	100

Technical Specifications

Working Pressure

Size		Brass		Steel		Stainless steel (AISI 303 / AISI 316)	
		Bar	PSI	Bar	PSI	Bar	PSI
PPT 04	BSP 1/8	210	3045	300	4350	300	4350
PPT 08	BSP 1/4	185	2685	300	4350	300	4350
PPT 10	BSP 3/8	150	2200	280	4050	280	4050
PPT 13	BSP 1/2	160	2320	280	4050	280	4050
PPT 16	BSP 3/4	138	2000	250	3625	250	3625
PPT 19	BSP 1	105	1500	230	3350	230	3350
PPT 32	BSP 1-1/4	85	1250	120	1750	120	1750
PPT 38	BSP 1-1/2	105	1500	150	2175	150	2175
PPT 50	BSP 2	50	725	104	4200	104	4200

FLUIDS

FLEXQ
CONNECTORS

RPT
Ultra Flow Flat-Face

LINKING PRECISION WITH PERFORMANCE

11 Flow Sizes

RPT, leak-free fluid couplings for demanding low pressure applications

Characteristics

- Non-spill flat face
- Optimized flow characteristics
- Ergonomic design
- Large nominal diameters
- Available in stainless steel

Safe and quick locking

Depending on the size, the balls provide a reliable locking.
The locking sleeve is ergonomically designed - thanks to these properties RPT series becomes a comfortable and safe quick connec/disconnect coupling system.



RPT
ULTRA FLOW FLAT-FACE

SERIE RPT

ULTRA FLOW FLAT FACE

-- PROFILE RPT --

Options

• Colour coding	R / B
• Stainless steel	VA
• High Temperature FFKM	W

Applications

- On thermo regulation
- Injection moulding
- Heating oil
- Steam lines
- Blow molding

Materials	
Body Socket	Brass
Body Plug	Stainless Steel
Sleeve	Stainless Steel
Valve	Brass
Locking Ring	Stainless Steel
Spring	Stainless Steel
Balls	Stainless Steel
Seals	FPM (V)

VALVES

max. Temperature range

Nitril (NBR)	N	- 15 °C +100 °C
Fluorcarbon (FPM)	V	- 20 °C +180 °C
Ethylen Propylen (EPDM)*	E	- 20 °C +150 °C
Perfluor Elastomer (FFKM)**	W	0 °C +270 °C

*EPDM seals cannot be used with mineral oils and fats
**Stainless steel is recommended from 220 °C

	RPT 03	RPT 06	RPT 08	RPT 10	RPT 12	RPT 16	RPT 20	RPT 25	RPT 32	RPT 38	RPT 50
mm Flow Size	3	6	8	10	12	16	20	25	32	38	50
max. Pressure	60	60	60	60	60	60	60	40	25	20	15

FLEXQ Serie RPT Flow Rate vs Pressure Drop Graph

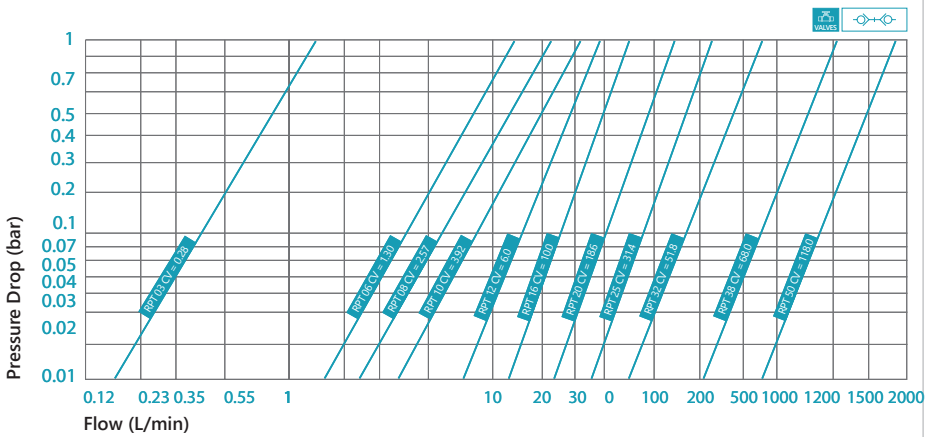

MONOCOUPLINGS FOR FLUIDS / SERIES RPT

Size		Ød	Ød1	L	HEX
3	RPT 03 FFB 18	BSP 1/8	16	40	13
	RPT 03 FNB 18	NPT 1/8	16	40	13
6	RPT 06 FFB 14	BSP 1/4	22	43	30
	RPT 06 FNB 14	NPT 1/4	22	43	30
8	RPT 08 FFB 14	BSP 1/4	26.5	43	22
	RPT 08 FNB 14	NPT 1/4	26.5	43	22
	RPT 08 FFB 38	BSP 3/8	26.5	43	22
	RPT 08 FNB 38	NPT 3/8	26.5	43	22
10	RPT 10 FFB 38	BSP 3/8	30	54	25
	RPT 10 FNB 38	NPT 3/8	30	54	25
12	RPT 12 FFB 12	BSP 1/2	35	56	30
	RPT 12 FNB 12	NPT 1/2	35	56	30
16	RPT 16 FFB 34	BSP 3/4	42	81	35
	RPT 16 FNB 34	NPT 3/4	42	83	35
20	RPT 20 FFB 10	BSP 1	56	117	50
	RPT 20 FNB 10	NPT 1	56	117	50
25	RPT 25 FFB 10	BSP 1	64	119	50
	RPT 25 FNB 10	NPT 1	64	119	50
	RPT 25 FFB 114	BSP 1-1/4	64	119	50
	RPT 25 FNB 114	NPT 1-1/4	64	119	50
32	RPT 32 FFB 114	BSP 1-1/4	79	116	50
	RPT 32 FNB 114	NPT 1-1/4	79	116	50
	RPT 32 FFB 112	BSP 1-1/2	79	116	50
	RPT 32 FNB 112	NPT 1-1/2	79	116	50
38	RPT 38 FFB 112	BSP 1-1/2	93	135	60
	RPT 38 FNB 112	NPT 1-1/2	93	135	60
	RPT 38 FFB 20	BSP 2	93	142	75
	RPT 38 FNB 20	NPT 2	93	142	75
50	RPT 50 FFB 20	BSP 2	118	178	75
	RPT 50 FNB 20	NPT 2	118	178	75
	RPT 50 FFB 212	BSP 2-1/2	118	178	90
	RPT 50 FNB 212	NPT 2-1/2	118	178	90

Female thread socket

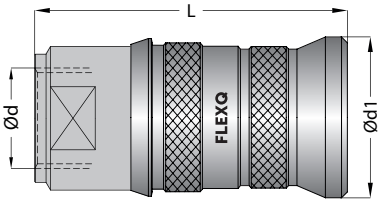

Size		Ød	Ød1	L	L1	HEX
3	RPT 03 FOB 18	BSP 1/8	16	39	7	14
6	RPT 06 FOB 14	BSP 1/4	22	43	10	19
	RPT 06 FOB 38	BSP 3/8	22	43	10	20
8	RPT 08 FOB 14	BSP 1/4	26.5	43	10	22
	RPT 08 FOB 38	BSP 3/8	26.5	44	11	22
10	RPT 10 FOB 38	BSP 3/8	29	52	11	25
	RPT 10 FOB 12	BSP 1/2	29	53	12	25
12	RPT 12 FOB 38	BSP 3/8	35	54	11	30
	RPT 12 FOB 12	BSP 1/2	35	55	12	30
16	RPT 16 FOB 12	BSP 1/2	42	80	12	35
	RPT 16 FOB 34	BSP 3/4	42	83	16	35

Male thread socket

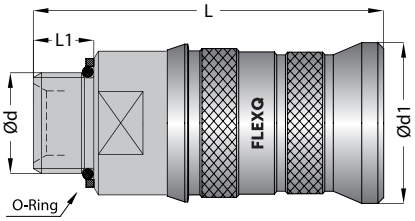

Male thread Socket

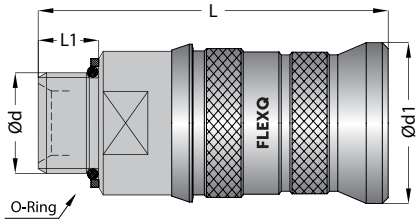

Size		Ød	Ød1	L	L1	HEX
20	RPT 20 FOB 34	BSP 3/4	56	114	16	50
	RPT 20 FOB 10	BSP 1	56	117	19	50
25	RPT 25 FOB 10	BSP 1	64	128	19	55
	RPT 25 FOB 114	BSP 1-1/4	64	128	19	55
32	RPT 32 FOB 114	BSP 1-1/4	79	126	19	55
	RPT 32 FOB 112	BSP 1-1/2	79	129	22	60
38	RPT 38 FOB 112	BSP 1-1/2	93	139	22	60
	RPT 38 FOB 20	BSP 2	93	140	23	65
50	RPT 50 FOB 20	BSP 2	118	177	23	75
	RPT 50 FOB 212	BSP 2-1/2	118	184	25	90

Standard hose tail socket

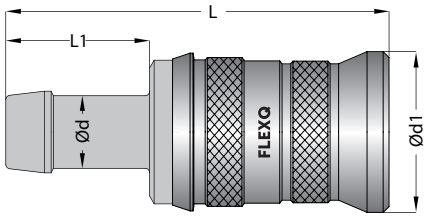

Size		Ød	Ød1	L	L1
3	RPT 03 FHB 03	3 mm	16	50	18
	RPT 03 FHB 06	6 mm	16	55	23
6	RPT 06 FHB 06	6 mm	22	56	23
	RPT 06 FHB 08	8 mm	22	56	23
8	RPT 08 FHB 08	8 mm	26.5	58	23
	RPT 08 FHB 10	10 mm	26.5	58	23
10	RPT 10 FHB 10	10 mm	30	65	23
	RPT 10 FHB 12	12 mm	30	70	28
12	RPT 12 FHB 12	12 mm	35	69	28
	RPT 12 FHB 16	16 mm	35	69	28
16	RPT 16 FHB 16	16 mm	42	91	28
	RPT 16 FHB 19	19 mm	42	97	33

Clampless hose tail socket

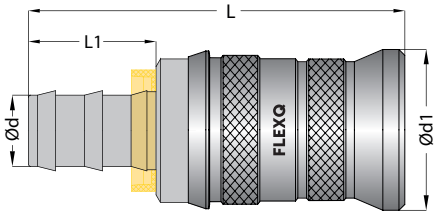

Size		Ød	Ød1	L	L1
6	RPT 06 FPB 06	6 mm	22	57	24
8	RPT 08 FPB 10	10 mm	26.5	59	28
10	RPT 10 FPB 10	10 mm	30	66	24
	RPT 10 FPB 13	13 mm	30	71	28
12	RPT 12 FPB 13	13 mm	35	69	28
	RPT 12 FPB 16	16 mm	35	69	28
16	RPT 16 FPB 16	16 mm	42	92	28
	RPT 16 FPB 19	19 mm	42	102	38

MONOCOUPLINGS FOR FLUIDS / SERIES RPT

Size		Ød	Ød1	L	HEX
3	RPT 03 MFB 18	BSP 1/8	7.7	32.5	13
	RPT 03 MNB 18	NPT 1/8	7.7	32.5	13
6	RPT 06 MFB 14	BSP 1/4	11.7	44	17
	RPT 06 MNB 14	NPT 1/4	11.7	44	17
8	RPT 08 MFB 14	BSP 1/4	14.3	53	17
	RPT 08 MNB 14	NPT 1/4	14.3	53	17
	RPT 08 MFB 38	BSP 3/8	14.3	53	17
	RPT 08 MNB 38	NPT 3/8	14.3	53	17
10	RPT 10 MFB 38	BSP 3/8	17.5	64	25
	RPT 10 MNB 38	NPT 3/8	17.5	64	25
12	RPT 12 MFB 12	BSP 1/2	20.5	68	30
	RPT 12 MNB 12	NPT 1/2	20.5	68	30
16	RPT 16 MFB 34	BSP 3/4	27	73	35
	RPT 16 MNB 34	NPT 3/4	27	75	35
20	RPT 20 MFB 10	BSP 1	34	98	41
	RPT 20 MNB 10	NPT 1	34	99	41
25	RPT 25 MFB 10	BSP 1	41.5	97	50
	RPT 25 MNB 10	NPT 1	41.5	98	50
	RPT 25 MFB 114	BSP 1-1/4	41.5	97	50
	RPT 25 MNB 114	NPT 1-1/4	41.5	98	50
32	RPT 32 MFB 114	BSP 1-1/4	53	102	50
	RPT 32 MNB 114	NPT 1-1/4	53	102	50
	RPT 32 MFB 112	BSP 1-1/2	53	104	60
	RPT 32 MNB 112	NPT 1-1/2	53	104	60
38	RPT 38 MFB 112	BSP 1-1/2	66	112	60
	RPT 38 MNB 112	NPT 1-1/2	66	112	60
	RPT 38 MFB 20	BSP 2	66	116	75
	RPT 38 MNB 20	NPT 2	66	116	75
50	RPT 50 MFB 20	BSP 2	82.5	144	75
	RPT 50 MNB 20	NPT 2	82.5	144	75
	RPT 50 MFB 212	BSP 2-1/2	82.5	147	90
	RPT 50 MNB 212	NPT 2-1/2	82.5	147	90

Female thread plug

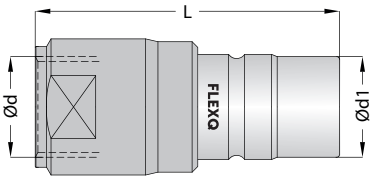

Male thread plug with O-Ring

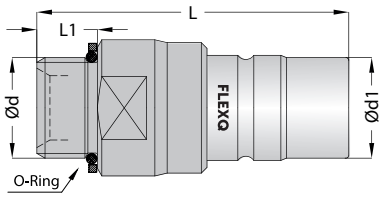

Size		Ød	Ød1	L	L1	HEX
3	RPT 03 MOB 18	BSP 1/8	7.7	32	7	13
6	RPT 06 MOB 14	BSP 1/4	11.7	45	10	17
8	RPT 08 MOB 14	BSP 1/4	14.3	52	10	22
	RPT 08 MOB 38	BSP 3/8	14.3	53	11	22
10	RPT 10 MOB 38	BSP 3/8	17.5	61	11	25
	RPT 10 MOB 12	BSP 1/2	17.5	62	12	25
12	RPT 12 MOB 38	BSP 3/8	20.5	66	11	30
	RPT 12 MOB 12	BSP 1/2	20.5	67	12	30
16	RPT 16 MOB 12	BSP 1/2	27	69	12	35
	RPT 16 MOB 34	BSP 3/4	27	73	16	35
20	RPT 20 MOB 34	BSP 3/4	34	92	16	41
	RPT 20 MOB 10	BSP 1	34	95	19	41
25	RPT 25 MOB 10	BSP 1	41.5	102	19	50
	RPT 25 MOB 114	BSP 1-1/4	41.5	102	19	50
32	RPT 32 MOB 114	BSP 1 1/4	53	110	19	55
	RPT 32 MOB 112	BSP 1-1/2	53	113	22	60
38	RPT 38 MOB 112	BSP 1 1/2	66	122	22	60
	RPT 38 MOB 20	BSP 2	66	128	23	70
50	RPT 50 MOB 20	BSP 2	82.5	151	23	75
	RPT 50 MOB 212	BSP 2-1/2	82.5	153	25	90

MONOCOUPLINGS FOR FLUIDS / SERIES RPT

Size		Ød	Ød1	L	L1
3	RPT 03 MHB 03	3 mm	7.7	43	18
	RPT 03 MHB 06	6 mm	7.7	48	23
6	RPT 06 MHB 06	6 mm	11.7	58	23
	RPT 06 MHB 08	8 mm	11.7	58	23
8	RPT 08 MHB 08	8 mm	14.3	64	23
	RPT 08 MHB 10	10 mm	14.3	64	23
10	RPT 10 MHB 10	10 mm	17.5	75	23
	RPT 10 MHB 12	12 mm	17.5	80	28
12	RPT 12 MHB 12	12 mm	20.5	81	28
	RPT 12 MHB 16	16 mm	20.5	81	28
16	RPT 16 MHB 16	16 mm	27	84	28
	RPT 16 MHB 19	19 mm	27	89	33

Standard hose tail plug

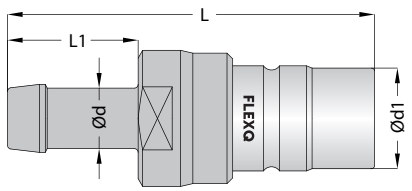

Size		Ød	Ød1	L	L1
6	RPT 06 MPB 06	6 mm	11.7	59	24
8	RPT 08 MPB 10	10 mm	14.3	65	28
10	RPT 10 MPB 10	10 mm	17.5	75	23
	RPT 10 MPB 13	13 mm	17.5	80	28
12	RPT 12 MPB 13	13 mm	20.5	81	28
	RPT 12 MPB 16	16 mm	20.5	81	28
16	RPT 16 MPB 16	16 mm	27	85	28
	RPT 16 MPB 19	19 mm	27	95	38

Clampless hose tail plug

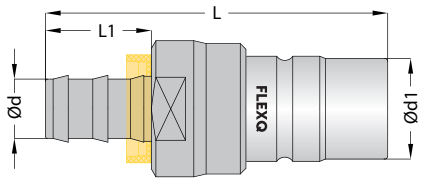

HYDRAULICS

FLEXQ
CONNECTORS

SPF
High Flow Flat-Face

LINKING PRECISION WITH PERFORMANCE

SPF, leak-free hydraulic couplings with residual pressure relief valve for demanding hydraulic applications

Characteristics / Eigenschaf-

- Non-spill flat face
- Optimized flow characteristics
- One-hand connection
- Low pressure drop

Safe and quick locking

Depending on the size, the balls provide a reliable locking.
The locking sleeve is ergonomically designed - thanks to these properties SPF series become a comfortable and safe quick connecting and disconnecting coupling system.

Pressure relief valve

Reducing of the residual pressure by an integrated pressure relief valve on the socket or plug.

SPF
HIGH FLOW FLAT-FACE

SERIE SPF

HYDRAULIC

Options

• Colour coding	R / B
• pressure relief valve	P

Applications

- Testing units
- Injection moulding
- Cores

Materials	
Body Socket	Stainless steel
Body Plug	Hardened stainless steel
Sleeve	Hardened steel
Valve	Stainless steel
Spring	Stainless steel
Balls	Stainless steel
Seals	Nitrile (N)

VALVES

max. Temperature range

Nitril (NBR)	N	- 15 °C +100 °C
Fluorcarbon (FPM)	V	- 20 °C +200 °C

	SPF 07	SPF 08	SPF 11	SPF 12
mm Flow Size	7	8	11	12
max. Pressure	450	450	350	350

Please note the operating instructions for hydraulic couplings

FLEXQ Series SPF - Flow Rate vs Pressure Drop Graph

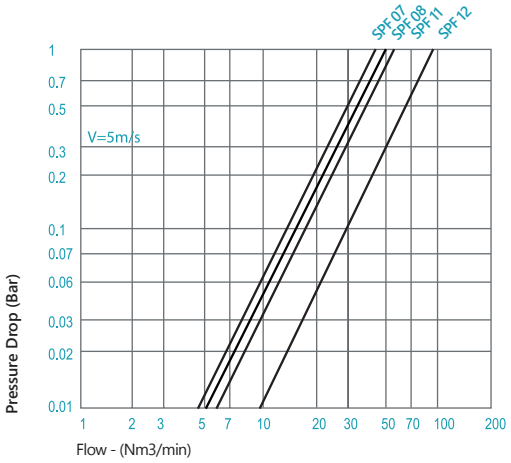

MONOCOUPLINGS FOR FLUIDS / SERIES SPF

Size		Ød	Ød1	L1	HEX
7	SPF 07 FFB 38	BSP 3/8	31.5	58	25
8	SPF 08 FFB 12	BSP 1/2	39	59.5	30
11	SPF 11 FFB 12	BSP 1/2	39	72	30
12	SPF 12 FFB 34	BSP 3/4	50	72	41

Female thread socket

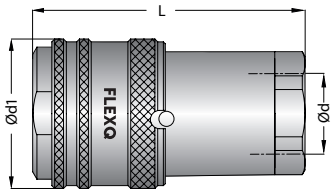

Size		Ød	Ød1	L1	HEX
7	SPF 07 MFB 38	BSP 3/8	18	50.3	22
8	SPF 08 MFB 12	BSP 1/2	22.8	63	30
11	SPF 11 MFB 12	BSP 1/2	22.8	63	30
12	SPF 12 MFB 34	BSP 3/4	30.8	74	36

Female thread plug

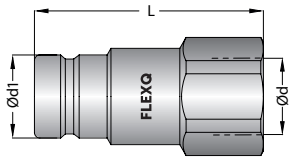

HYDRAULICS

FLEXQ
CONNECTORS

SXF
High Flow Flat-Face

LINKING PRECISION WITH PERFORMANCE

SXF, leak-free hydraulic couplings with residual pressure relief valve for demanding hydraulic applications

Characteristics

- Non-spill flat face
- Optimized flow characteristics
- One-hand connection
- Low pressure drop

Safe and quick locking

Depending on the size, the balls provide a reliable locking.
The locking sleeve is ergonomically designed - thanks to these properties SPF series become a comfortable and safe quick connecting and disconnecting coupling system.

Pressure relief valve

Reducing of the residual pressure by a integrated pressure relief valve on the socket or plug.

SXF COOLING STANDARD

SERIE SXF

HYDRAULIC

Options

• Colour coding	R / B
• Pressure relief valve	P

Applications

- Testing units
- Injection moulding
- Cores

Materials	
Body Socket	Stainless steel
Body Plug	Stainless steel
Sleeve	Stainless steel
Valve	Stainless steel
Spring	Stainless steel
Balls	Stainless steel
Seals	Viton (V)

VALVES

Temperature range		
Nitril (NBR)	N	- 15 °C +100 °C
Fluorcarbon (FPM)	V	-20 °C +200 °C

	SXF 06	SXF 08	SXF12	SXF16
Flow Size (mm)	6	8	12	16
Pressure (max. bar)	450	450	350	350

Always make sure that no medium is flowing before disconnecting

FLEXQ Series SXF - Flow Rate & Pressure Drop Graph

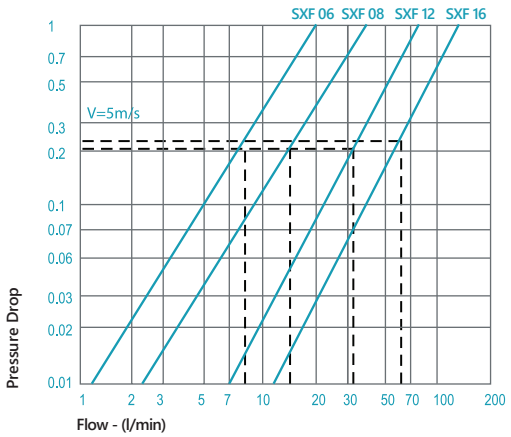

MONOCOUPLINGS FOR FLUIDS / SERIES SXF

Size		Ød	Ød1	L	HEX
6	SXF 06 FFB 38	BSP 3/8	39	77	27
	SXF 06 FNB 38	NPT 3/8	39	75	27
8	SXF 08 FFB 12	BSP 1/2	47	90	32
	SXF 08 FNB 12	NPT 1/2	47	87	32
12	SXF 12 FFB 34	BSP 3/4	59	103	41
	SXF 12 FNB 34	NPT 3/4	59	99	41
16	SXF 16 FFB 34	BSP 3/4	69	117	50
	SXF 16 FNB 34	NPT 3/4	69	114	50

Cylindrical female thread socket

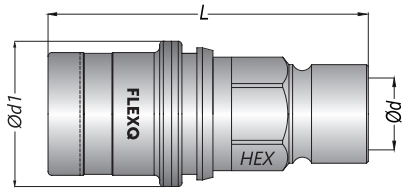

Size		Ød	Ød1	L	L1	HEX
6	SXF 06 FMB 38	BSP 3/8	39	66.5	12	27
8	SXF 08 FMB 12	BSP 1/2	47	75	14	32
12	SXF 12 FMB 34	BSP 3/4	59	90	16	41
16	SXF 16 FMB 34	BSP 3/4	69	105	16	50

Cylindrical male thread socket

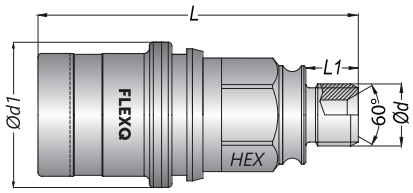

Size		Ød	Ød1	L	L1	HEX
6	SXF 06 FMB 1815-10	M18x1.5	39	65	12	27
8	SXF 08 FMB 2015-12	M20x1.5	47	75	12	32
8	SXF 08 FMB 2415-16	M24x1.5	47	75	14	32
12	SXF 12 FMB 2415-16	M24x1.5	59	89	14	41
12	SXF 12 FMB 3020-20	M30x2.0	59	89	16	41
16	SXF 16 FMB 3020-20	M30x2.0	69	105	16	50
16	SXF 16 FMB 3620-25	M36x2.0	69	105	18	50

Male thread socket

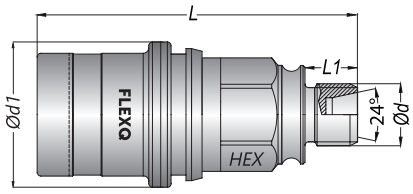

Male thread for hyraulic pipes with
24° taper according to ISO 8434-1 (type: S)

Cylindrical female thread plug

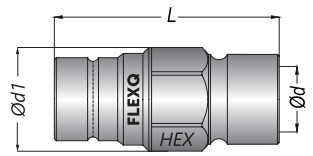

Size		Ød	Ød1	L	HEX
6	SXF 06 MFB 38	BSP 3/8	30.5	62	27
	SXF 06 MNB 38	NPT 3/8	30.5	62	27
8	SXF 08 MFB 12	BSP 1/2	35.5	73	32
	SXF 08 MNB 12	NPT 1/2	35.5	70	32
12	SXF 12 MFB 34	BSP 3/4	46	84	41
	SXF 12 MNB 34	NPT 3/4	46	80	41
16	SXF 16 MFB 34	BSP 3/4	56.5	94	50
	SXF 16 MNB 34	NPT 3/4	56.5	91	50

Cylindrical male thread plug

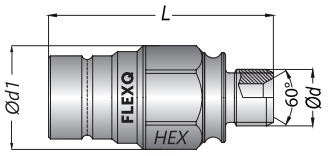

Size		Ød	Ød1	L	L1	HEX
6	SXF 06 MMB 38	BSP 3/8	30.5	50	12	27
8	SXF 08 MMB 12	BSP 1/2	35.5	58	14	32
12	SXF 12 MMB 34	BSP 3/4	46	71	16	41
16	SXF 16 MMB 34	BSP 3/4	56.5	83	16	50

Male thread plug

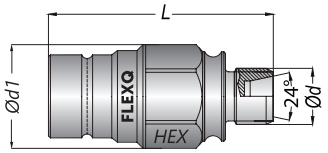

Male thread for hyraulic pipes with
24° taper according to ISO 8434-1 (type: S)

Size		Ød	Ød1	L	L1	HEX
6	SXF 06 MMB 1815-10	M18x1.5	30.5	50	12	27
8	SXF 08 MMB 2015-12	M20x1.5	35.5	58	12	32
8	SXF 08 MMB 2415-16	M24x1.5	35.5	58	14	32
12	SXF 12 MMB 2415-16	M24x1.5	46	70	14	41
12	SXF 12 MMB 3020-20	M30x2.0	46	70	16	41
16	SXF 16 MMB 3020-20	M30x2.0	56.5	83	16	50
16	SXF 16 MMB 3620-25	M36x2.0	56.5	83	18	50

max. bar	Max. Residual pressure for connection under pressure (bar)			
	SXF 06	SXF 08	SXF 12	SXF 16
	150	150	150	150
	60	60	60	60

FLUIDS

FLEXQ
CONNECTORS

UPT
French Standard Profile for Cooling

LINKING PRECISION WITH PERFORMANCE

UPT, the French standard quick coupling system for low pressure applications

Characteristics

- One-hand connection
- High quality materials
- Compact and ergonomic design
- Easy sealing concept
- Extensive range
- Available in 3 diameters
- Colour coding

Clampless hose system

- Allows time-saving assembly without using hose clamps
- Space saving
- Reduces the risk of injury from sharp clamps
- Extensive application possibilities

Easy sealing concept

The external O-ring on the plug can be replaced quickly and easily.

UPT
FULL FLOW

VALVES

SERIE UPT

PROFILE FRENCH

Options

• Colour coding	R / B
• Stainless Steel	VA
• Safety locking	S
• High Temperature	HT

Applications

- Cooling and heating
- Injection moulding

Materials

Body Socket	Brass
Body Plug	Brass
Sleeve	Brass
Valve	Brass
Locking Ring	Stainless steel
Spring	Stainless steel
Balls	Stainless steel
Seals	Nitrile (N)

VALVES

Temperature range

max. °C

Nitril (NBR)	N	- 15 °C +100 °C	
Fluorcarbon (FPM)	V	- 20 °C +160 °C -20 °C +200 °C	(Water) (Heating Oil)

		UPT 06	UPT 08	UPT 12
mm	Flow Size	6	8	12
max. bar	Pressure	10	10	10

Always make sure that no medium is flowing before disconnecting
The use of this series at media temperatures above 100°C is not recommended

FLEXQ Series UPT - Flow Rate & Pressure Drop Graph

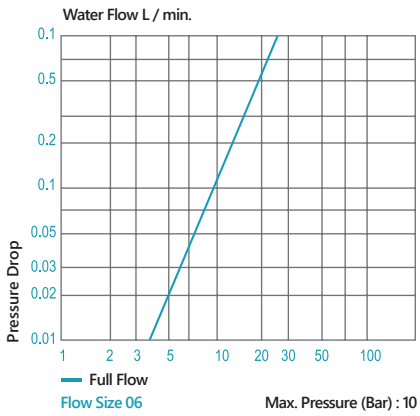

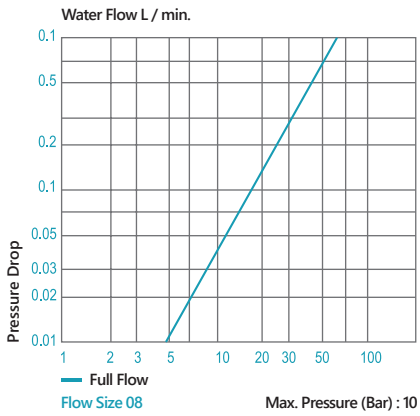

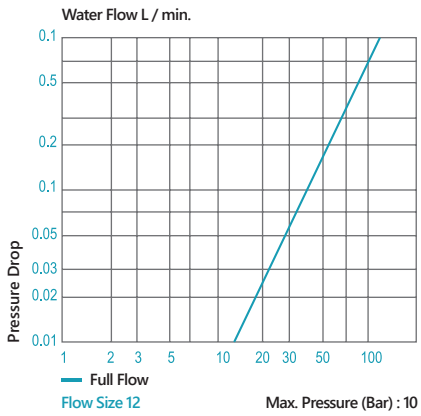

MONOCOUPLINGS FOR FLUIDS / SERIES UPT

Standard hose tail plug

Size		Ød	Ød1	L	L1
6	UPT 06 MHF 06	6 mm	17	55	23
	UPT 06 MHF 08	8 mm	17	55	23
8	UPT 08 MHF 06	6 mm	20	57	23
	UPT 08 MHF 08	8 mm	20	62	23
	UPT 08 MHF 10	10 mm	20	62	23
	UPT 08 MHF 12	12 mm	20	66	23
	UPT 08 MHF 13	13 mm	20	62	23
12	UPT 12 MHF 13	13 mm	27.5	77	33
	UPT 12 MHF 16	16 mm	27.5	77	33
	UPT 12 MHF 19	19 mm	27.5	77	33

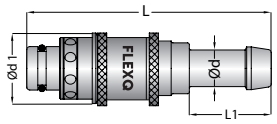

Standard hose tail plug 45°

Size		Ød	Ød1	L	L1
8	UPT 08 MHF 06-45	6 mm	20	55	23
	UPT 08 MHF 08-45	8 mm	20	55	23
	UPT 08 MHF 10-45	10 mm	20	55	23
	UPT 08 MHF 12-45	12 mm	20	55	23
	UPT 08 MHF 13-45	13 mm	20	55	23
12	UPT 12 MHF 13-45	13 mm	27.5	65	33
	UPT 12 MHF 16-45	16 mm	27.5	65	33
	UPT 12 MHF 19-45	19 mm	27.5	65	33

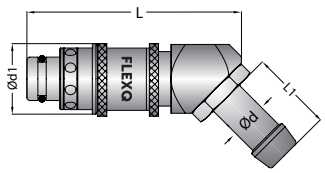

Standard hose tail plug 90°

Size		Ød	Ød1	L	L1
8	UPT 08 MHF 06-90	6 mm	20	55	23
	UPT 08 MHF 08-90	8 mm	20	55	23
	UPT 08 MHF 10-90	10 mm	20	55	23
	UPT 08 MHF 12-90	12 mm	20	55	23
	UPT 08 MHF 13-90	13 mm	20	55	23
12	UPT 12 MHF 13-90	13 mm	27.5	65	33
	UPT 12 MHF 16-90	16 mm	27.5	65	33
	UPT 12 MHF 19-90	19 mm	27.5	65	33

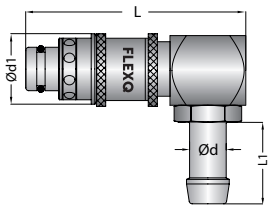

Female thread plug

Size		Ød	Ød1	L	HEX
8	UPT 08 MFF 14	BSP 1/4	20	44	17
	UPT 08 MNF 14	NPT 1/4	20	44	17
	UPT 08 MFF 38	BSP 3/8	20	53	19
	UPT 08 MNF 38	NPT 3/8	20	52	19
12	UPT 12 MFF 38	BSP 3/8	27.5	60	22
	UPT 12 MFF 12	BSP 1/2	27.5	60	24
	UPT 12 MNF 12	NPT 1/2	27.5	64	24

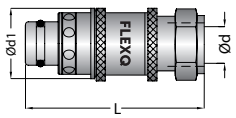

Clampless hose tail plug

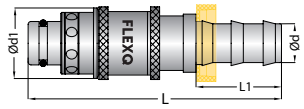

Size		Ød	Ød1	L	L1
8	UPT 08 MPF 10	10 mm	20	62	24
	UPT 08 MPF 13	13 mm	20	69	28
12	UPT 12 MPF 13	13 mm	27.5	73	28
	UPT 12 MPF 16	16 mm	27.5	82	38

Clampless hose tail plug 45°

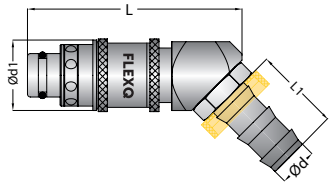

Size		Ød	Ød1	L	L1
8	UPT 08 MPF 10-45	10 mm	20	55	24
	UPT 08 MPF 13-45	13 mm	20	55	28
12	UPT 12 MPF 13-45	13 mm	27.5	65	28
	UPT 12 MPF 16-45	16 mm	27.5	65	38

Clampless hose tail plug 90°

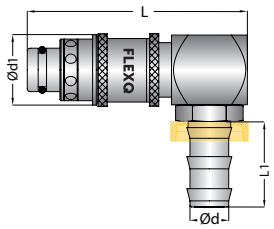

Size		Ød	Ød1	L	L1
8	UPT 08 MPF 10-90	10 mm	20	55	24
	UPT 08 MPF 13-90	13 mm	20	55	28
12	UPT 12 MPF 13-90	13 mm	27.5	65	28
	UPT 12 MPF 16-90	16 mm	27.5	65	38

Female thread plug 45°

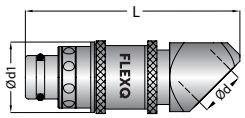

Size		Ød	Ød1	L
8	UPT 08 MFF 14-45	BSP 1/4	20	55
	UPT 08 MNF 14-45	NPT 1/4	20	66
12	UPT 12 MFF 12-45	BSP 1/2	27.5	66
	UPT 12 MNF 12-45	NPT 1/2	27.5	66

Female thread plug 90°

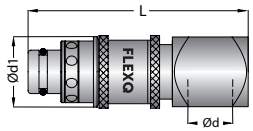

Size		Ød	Ød1	L
8	UPT 08 MFF 14-90	BSP 1/4	20	55
	UPT 08 MNF 14-90	NPT 1/4	20	55
12	UPT 12 MFF 38-90	BSP 3/8	27.5	66
	UPT 12 MFF 12-90	BSP 1/2	27.5	66
	UPT 12 MNF 12-90	NPT 1/2	27.5	66

MONOCOUPLINGS FOR FLUIDS / SERIES UPT

Size		Ød	Ød1	L	L1
8	UPT 08 MCF 125	11x1.5	20	125	54
	UPT 08 MCF 250	11x1.5	20	250	54
	UPT 08 MCF 500	11x1.5	20	500	54

Includes 2 sockets and pipe

Minimum distance between plugs =36 mm

Bridge connector

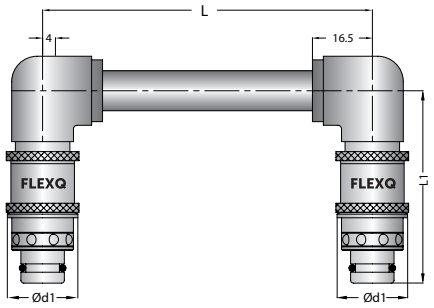

Size		Ød	Ød1	L1	L2
8	UPT 08 MCF	11x1.5	20	54	64

Bridge connector

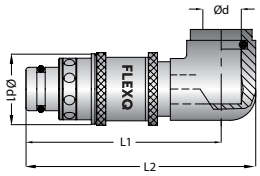

Size	Brass Tube	Ød	Ød1	Length
8	CBM 1115x1000	11	8	1000 mm

Pipe

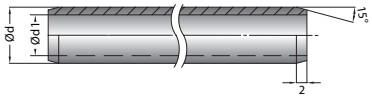

Size		Ød	Ød1	Ød2	L	L1	HEX
6	UPT 06 FRF 18	BSPT 1/8	17	14	28.5	8	6
	UPT 06 FRF 14	BSPT 1/4	17	14	28.5	12	6
	UPT 06 FTF 18	NPT 1/8	17	14	28.5	8	6
	UPT 06 FTF 14	NPT 1/4	17	14	28.5	12	6
	UPT 06 FMF 1010	M10x1.0	17	14	28.5	8	6
8	UPT 08 FRF 18	BSPT 1/8	21	17.5	32	8	6
	UPT 08 FRF 14	BSPT 1/4	21	17.5	33	12	8
	UPT 08 FRF 38	BSPT 3/8	21	-	24	12	8
	UPT 08 FRF 12	BSPT 1/2	21	-	28	16	8
	UPT 08 FTF 18	NPT 1/8	21	17.5	31	8	1/4"
	UPT 08 FTF 14	NPT 1/4	21	17.5	33	11	1/4"
	UPT 08 FTF 38	NPT 3/8	21	-	24	11	3/16"
	UPT 08 FMF 1010	M10x1.0	21	17.5	31	10	6
	UPT 08 FMF 1015	M10x1.5	21	17.5	31	10	6
	UPT 08 FMF 1415	M14x1.5	21	17.5	31	10	8
12	UPT 12 FRF 38	BSPT 3/8	32	25	41	11	10
	UPT 12 FRF 12	BSPT 1/2	32	25	44	14	14
	UPT 12 FRF 34	BSPT 3/4	32	-	32	19	14
	UPT 12 FTF 38	NPT 3/8	32	25	41	11	3/8"
	UPT 12 FTF 12	NPT 1/2	32	25	44	14	9/16"
	UPT 12 FTF 34	NPT 3/4	32	-	32	14	9/16"

Male thread socket

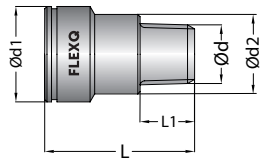

Male thread socket 45°

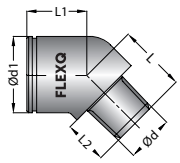

Size		Ød	Ød1	L	L1	L2	HEX
8	UPT 08 FRF 18-45	BSPT 1/8	21	16.5	18.5	10	19
	UPT 08 FRF 14-45	BSPT 1/4	21	16.5	18.5	12	19
	UPT 08 FRF 38-45	BSPT 3/8	21	16.5	18.5	12	19

Male thread socket 90°

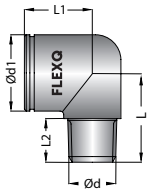

Size		Ød	Ød1	L	L1	L2	HEX
8	UPT 08 FRF 18-90	BSPT 1/8	21	23	22	10	19
	UPT 08 FRF 14-90	BSPT 1/4	21	25	22	12	19
	UPT 08 FRF 38-90	BSPT 3/8	21	26	22	13	19
	UPT 08 FTF 18-90	NPT 1/8	21	23	22	10	19
	UPT 08 FTF 14-90	NPT 1/4	21	25	22	12	19
	UPT 08 FTF 38-90	NPT 3/8	21	26	22	13	19

Female thread sockets

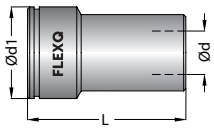

Size		Ød	Ød1	L	HEX
6	UPT 06 FFF 18	BSP 1/8	17	32	6
	UPT 06 FNF 18	NPT 1/8	17	33	1/4"
8	UPT 08 FFF 18	BSP 1/8	21	35	6
	UPT 08 FFF 14	BSP 1/4	21	39	8
	UPT 08 FNF 18	NPT 1/8	21	35	1/4"
	UPT 08 FNF 14	NPT 1/4	21	39	5/16"
12	UPT 12 FFF 38	BSP 3/8	32	49	12
	UPT 12 FFF 12	BSP 1/2	32	50	12
	UPT 12 FNF 12	NPT 1/2	32	52	1/2"

Male threaded socket with valve

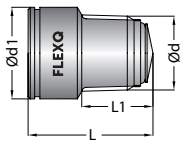

Size		Ød	Ød1	L	L1
8	UPT 08 FRB 14	BSPT 1/4	21	35	12
	UPT 08 FRB 38	BSPT 3/8	21	28	13
	UPT 08 FTB 38	NPT 3/8	21	26	13

Colour ring

Size	Red	Blue	Description
6	UPT 06 FCR R	UPT 06 FCR B	Socket Colour ring
8	UPT 08 FCR R	UPT 08 FCR B	
12	UPT 12 FCR R	UPT 12 FCR B	
6	UPT 06 MCR R	UPT 06 MCR B	Plug Colour ring
8	UPT 08 MCR R	UPT 08 MCR B	
12	UPT 12 MCR R	UPT 12 MCR B	

MONOCOUPLINGS FOR FLUIDS / SERIES UPT

Size		Ød	Ød1	Ød2	Ød3	Min. L Max.	L1	HEX
6	UPT 06 FEF 18-100	1/8	17	18.5	11	33-100	20	6
8	UPT 08 FEF 18-100	1/8	21	22.5	11	33-100	23	6
	UPT 08 FEF 18-150	1/8	21	22.5	11	100-150	23	6
	UPT 08 FEF 18-200	1/8	21	22.5	11	150-200	23	6
	UPT 08 FEF 18-250	1/8	21	22.5	11	200-250	23	6
	UPT 08 FEF 14-100	1/4	21	22.5	14	34-100	23	6
	UPT 08 FEF 14-150	1/4	21	22.5	14	100-150	23	6
	UPT 08 FEF 14-200	1/4	21	22.5	14	150-200	23	6
	UPT 08 FEF 14-250	1/4	21	22.5	14	200-250	23	6
12	UPT 12 FEF 38-150	3/8	32	33.5	18	59-150	43	14
	UPT 12 FEF 38-200	3/8	32	33.5	18	150-200	43	14
	UPT 12 FEF 38-250	3/8	32	33.5	18	200-250	43	14
	UPT 12 FEF 12-150	1/2	32	33.5	22	59-150	43	14
	UPT 12 FEF 12-200	1/2	32	33.5	22	150-200	43	14
	UPT 12 FEF 12-250	1/2	32	33.5	22	200-250	43	14

Socket extension without thread

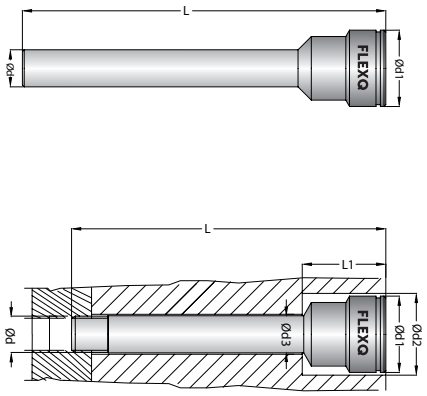

Size		Ød	Ød1	Ød2	Ød3	Min. L Max.	L1	L2	HEX
8	UPT 08 FMF 18-50	BSP 1/8	21	22.5	11	35-50	26	21	6
	UPT 08 FMF 18-100	BSP 1/8	21	22.5	11	50-100	60	21	6
	UPT 08 FMF 18-150	BSP 1/8	21	22.5	11	100-150	60	21	6
8	UPT 08 FMF 14-50	BSP 1/4	21	22.5	14	39-50	27	21	8
	UPT 08 FMF 14-100	BSP 1/4	21	22.5	14	55-100	60	21	8
	UPT 08 FMF 14-150	BSP 1/4	21	22.5	14	105-150	60	21	8
	UPT 08 FMF 14-200	BSP 1/4	21	22.5	14	155-200	60	21	8

Socket extension with male thread

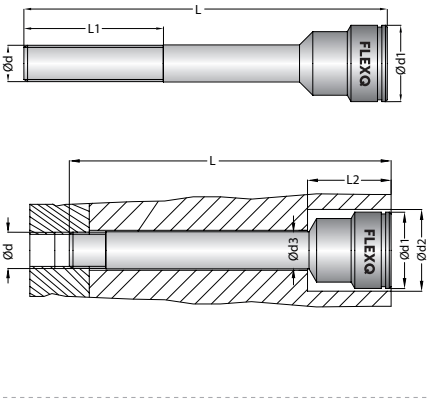

Size		Ød	Ød1	Ød2	Ød3	Min. L Max.	L1	L2	HEX
	UPT 08 FRF 18-100	BSPT 1/8	21	22.5	11	50-100	9	21	6
	UPT 08 FRF 18-150	BSPT 1/8	21	22.5	11	100-150	9	21	6
	UPT 08 FRF 18-200	BSPT 1/8	21	22.5	11	150-200	9	21	6
	UPT 08 FRF 18-250	BSPT 1/8	21	22.5	11	200-250	9	21	6
8	UPT 08 FRF 14-100	BSPT 1/4	21	22.5	14	50-100	12	21	8
	UPT 08 FRF 14-150	BSPT 1/4	21	22.5	14	100-150	12	21	8
	UPT 08 FRF 14-200	BSPT 1/4	21	22.5	14	150-200	12	21	8
	UPT 08 FRF 14-250	BSPT 1/4	21	22.5	14	200-250	12	21	8

Socket extension with male thread

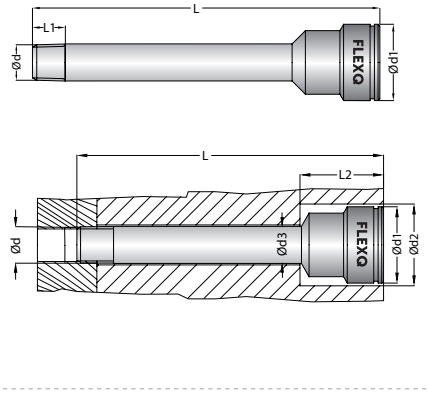

Assemling dimensions for the socket

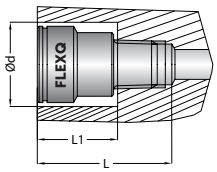

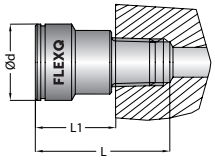

Size		Ød	L	L1	Nm	HEX
6	BSP 1/8	18.5	29.5	20	15	6
	BSP 1/4	18.5	30.5	19	30	6
	NPT 1/8	18.5	31.5	20	15	1/4"
	NPT 1/4	18.5	33	19	30	1/4"
8	BSP 1/8	22.5	33	23	15	6
	BSP 1/4	22.5	35	22	30	8
	BSP 3/8	22.5	25	12	30	8
	NPT 1/8	22.5	33	25.5	15	1/4"
	NPT 1/4	22.5	35	24	30	5/16"
	NPT 3/8	22.5	25	14	30	5/16"
12	BSP 3/8	33.5	43	29	50	10
	BSP 1/2	33.5	46	30	50	14
	BSP 3/4	33.5	34	15	50	14
	NPT 3/8	33.5	43	33	50	3/8"
	NPT 1/2	33.5	46	35	50	9/16"
	NPT 3/4	33.5	34	15	50	9/16"

Replacement seal set

Size		Description	Material	Working Temp.
6	SK UPT 06 MN	Plug seal set	NBR - Nitrile	-15°C +100°C
8	SK UPT 08 MN	Plug seal set	NBR - Nitrile	-15°C +100°C
12	SK UPT 12 MN	Plug seal set	NBR - Nitrile	-15°C +100°C
8	SK UPT 08 FN	Socket seal set	NBR - Nitrile	-15°C +100°C
6	SK UPT 06 MV	Plug seal set	FPM - Viton	-20°C +200°C
8	SK UPT 08 MV	Plug seal set	FPM - Viton	-20°C +200°C
12	SK UPT 12 MV	Plug seal set	FPM - Viton	-20°C +200°C
8	SK UPT 08 FV	Socket seal set	FPM - Viton	-20°C +200°C

FLUIDS

FLEXQ
CONNECTORS

WHT
High Temperature

LINKING PRECISION WITH PERFORMANCE

2 flow sizes

WHT, the proven coupling system for high temperature application

Characteristics

- High temperature coupling
- Non-spilling
- Optimized flow characteristics
- Ergonomic design
- Locking through pawl lock
- Handle PTFE
- Low maintenance

Use at high temperature

- Double shut-off coupling system – especially suited for heat oil applications up to 325 °C.

Safe and quick locking

The pawl locking mechanism provides a secure connection. The Teflon grips are thermally insulated, ensuring safe and user-friendly operation under high-temperature conditions.

WHT HIGH TEMPERATURE



SERIE WHT

HIGH TEMPERATURE APPLICATION

Options

• Stainless Steel	VA

APPLICATIONS

- Cooling heating
- Injection moulding
- Foundry industry
- Heat-transfer oil application

Materials	
Body Socket	Steel oil burnished
Body Plug	Steel oil burnished
Valve	Steel oil burnished
Spring	Stainless steel
Balls	Stainless steel
Seals	Kalrez (FFKM)

VALVES		
■	■	■

max.	Temperature range	
Kalrez (FFKM)	W	- 15 °C +325 °C

Please note the operating instructions for high temperature applications. Ensure a safe working environment.

		WHT 12	WHT 19
mm	Flow Size	12	19
max.	Pressure	20	20

FLEXQ Series WHT - Flow Rate vs Pressure Drop Graph

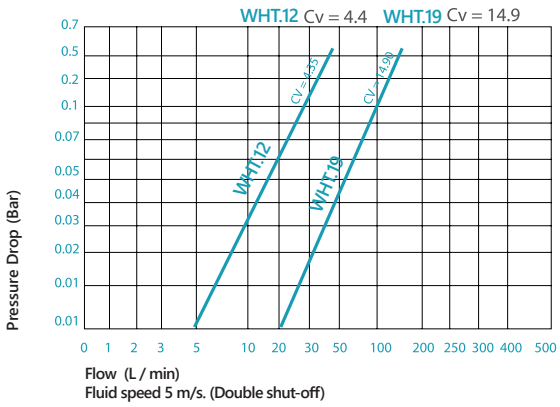

MONOCOUPLINGS FOR FLUIDS / SERIES WHT

Size		Ød	L	L1	L2	HEX
12	WHT 12 FFB 34/W	BSP 3/4	100		65	36
	WHT 12 FFB 34/W/HA	BSP 3/4	100	110		36
19	WHT 19 FFB 34/W	BSP 3/4	110		80	41
	WHT 19 FFB 34/W/HA	BSP 3/4	110	110		41
	WHT 19 FFB 10/W	BSP 1"	110		80	41
	WHT 19 FFB 10/W/HA	BSP 1"	110	110		41

Female thread socket

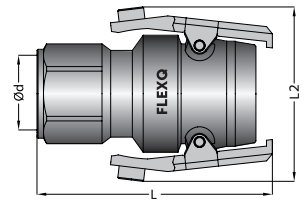

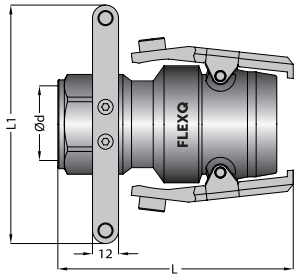

Size		Ød	L	HEX
12	WHT 12 MFB 34/W	BSP 3/4	93	34
19	WHT 19 MFB 34/W	BSP 3/4	95	41
	WHT 19 MFB 10/W	BSP 1"	95	41

Female thread plug

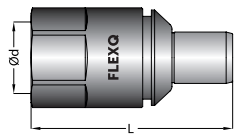

Size	L
12	157
19	163

After Coupled Distance

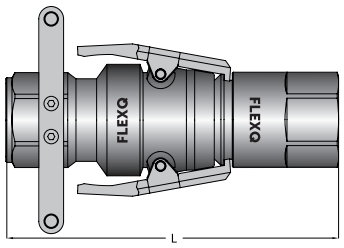

FLEXQ
CONNECTORS

Multicouplings
for fluids, hydraulics and pneumatics

LINKING PRECISION WITH PERFORMANCE

Multicouplings

Examples







SERIE RPC

FLEXQ CONNECTORS

RPC

Flow Size (mm)	Number of Connections (n)
RPC 08 - 08 mm RPC 10 - 10 mm	RPC 08 - 6 RPC 10 - 6

Pressure (max.)	Temperature range (max.)
200 bar	-5°C +200°C FPM (V)

SPECIFICATIONS

Tool set-up optimization through central locking
Avoidance of mistakes through fixed hoses on the plates
Many connection options

OPTIONS

Colour coding on the plates
Screw option

APPLICATIONS

Injection moulding
Die casting
Test benches


Lever
Pluginsert
Locking unit
Plate mobile side
FLEXQ
FLEXQ
Socketinsert
Plate Fixed part

Multicoupling Series RPC
Mobile part Item Codes

8mm



MP RPC 08 - C - X

- MP Mobile part
- RPC RPC profile
- 08 Flow size
- C Connections
  - 6 3 Circuits
- X Pluginsert

Plug with valve		
	MFB 38	Female thread BSP 3/8"
	MFB 12	Female thread BSP 1/2"
	MNB 38	Female thread NPT 3/8"
	MNB 12	Female thread NPT 1/2"

Multicoupling Series RPC
Fixed part Item Codes

FP RPC 08 C X

Socketinsert	X
Connections	C
6	3 Circuits
Flow size	08
RPC profile	RPC
Fixed part	FP

Socketinsert with valve - thread on the aluminium block	
FFB 38	Female thread BSP 3/8"
FFB 12	Female thread BSP 1/2"
FNB 38	Female thread NPT 3/8"
FNB 12	Female thread NPT 1/2"

Multicoupling Series RPC
Mobile part Item Equipment

8mm

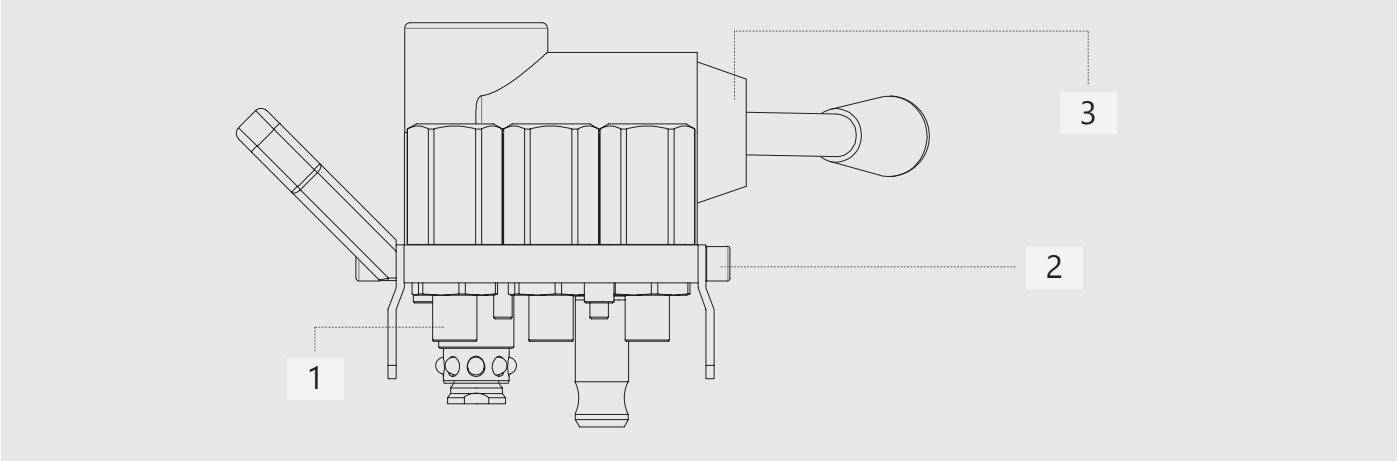

Assemblies

	Description
MP RPC.08-06 MFB 38	Female thread BSP 3/8"
MP RPC.08-06 MFB 12	Female thread BSP 1/2"
MP RPC.08-06 MNB 38	Female thread NPT 3/8"
MP RPC.08-06 MNB 12	Female thread NPT 1/2"

Connections	Scheme
6	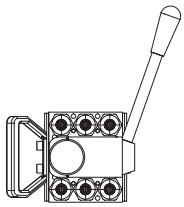

Spare parts

N		Description
1	M RPC.08 MFB 38	Plug with female thread BSP 3/8"
	M RPC.08 MFB 12	Plug with female thread BSP 1/2"
	M RPC.08 MNB 38	Plug with female thread NPT 3/8"
	M RPC.08 MNB 12	Plug with female thread NPT 1/2"

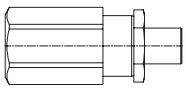

		Description
2	MP RPC.08-06	Mobile part only with locking unit for 6 connections
3	L-UNIT BG7	Locking unit size

Parking plate for Mobile part

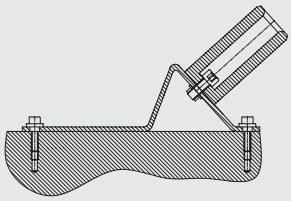

FP RPC.08-06 PP

Spindle for the screwed version

TS.2025.28x108

Multicoupling Series RPC
Fixed part Item Equipment

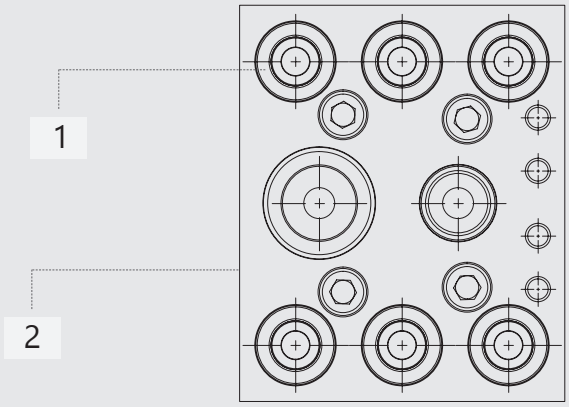

Assemblies

	Description
FP RPC.08-06 FFB 38	Female thread BSP 3/8"
FP RPC.08-06 FFB 12	Female thread BSP 1/2"
FP RPC.08-06 FNB 38	Female thread NPT 3/8"
FP RPC.08-06 FNB 12	Female thread NPT 1/2"

Connections	Scheme
6	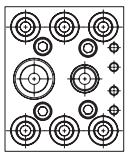

Spare parts

N		Description	
1	M RPC.08. FAB 00	Socket for assembly	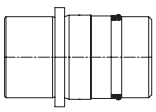

		Description
2	FP RPC.08-06 F38	Fixed part for 6 connections without sockets (female BSP 3/8"
	FP RPC.08-06 F12	Fixed part for 6 connections without sockets (female BSP 1/2"
	FP RPC.08-06 N38	Fixed part for 6 connections without sockets (female NPT 3/8"
	FP RPC.08-06 N12	Fixed part for 6 connections without sockets (female NPT 1/2"

Bush for the screwed version

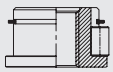

TN-2025.38x26

Multicoupling Series RPC
Dimensions

8mm

Mobile part

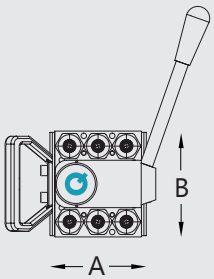

Flow Size 8mm

Fixed part

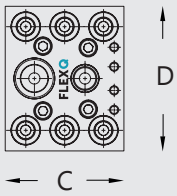

Mobile part	Fixed part	A	B	C	D	n	DN
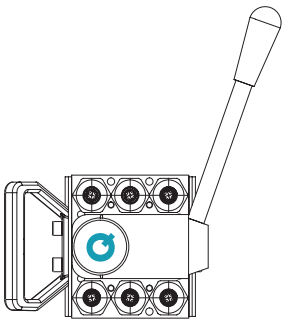		110	134	110	134	6	8

FLEXQ

Multicoupling Series RPC
Mobile part Item Codes

HighFlow
10mm

MP RPC 10 - C - X

- MP Mobile part
- RPC RPC profile
- 10 Flow size
- C Connections
  - 6 3 Circuits
- X Pluginsert

Plug with valve	
MFB 38	Female thread BSP 3/8
MFB 12	Female thread BSP 1/2"
MNB 38	Female thread NPT 3/8"
MNB 12	Female thread NPT 1/2"

Multicoupling Series RPC
Fixed part Item Codes

FP RPC 10 C X

Socketinsert	X
Connections	C
6	3 Circuits
Flow size / Nennweite	10
RPC profile / RPC Profil	RPC
Fixed part / Werkzeugseite	FP

Socketinsert with valve - thread on the aluminium block	
FFB 38	Female thread BSP 3/8"
FFB 12	Female thread BSP 1/2"
FNB 38	Female thread NPT 3/8"
FNB 12	Female thread NPT 1/2"

Multicoupling Series RPC
Mobile part Item Equipment

HighFlow
10mm

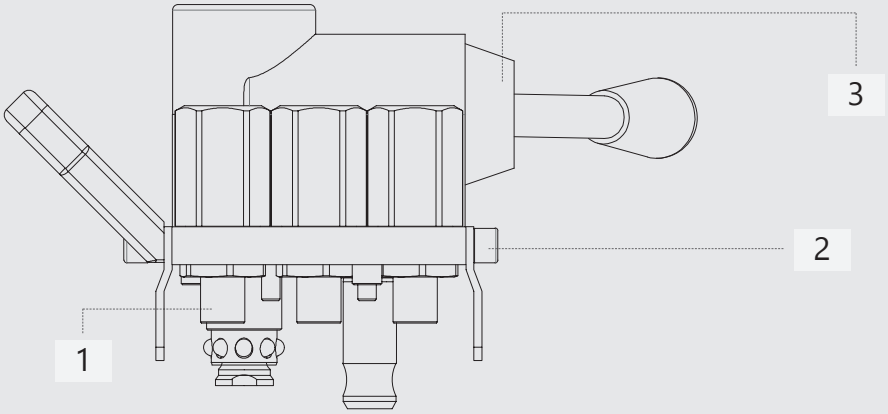

Assemblies

	Description
MP RPC.10-06 MFB 38	Female thread BSP 3/8"
MP RPC.10-06 MFB 12	Female thread BSP 1/2"
MP RPC.10-06 MNB 38	Female thread NPT 3/8"
MP RPC.10-06 MNB 12	Female thread NPT 1/2"

Connections	Scheme
6	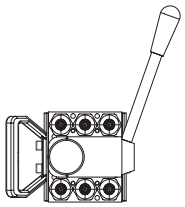

Spare parts

N		Description
1	M RPC.10 MFB 38	Plug with female thread BSP 3/8"
	M RPC.10 MFB 12	Plug with female thread BSP 1/2"
	M RPC.10 MNB 38	Plug with female thread NPT 3/8"
	M RPC.10 MNB 12	Plug with female thread NPT 1/2"

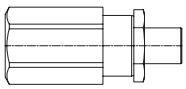

		Description
2	MP RPC.08-06	Mobile part only with locking unit for 6 connections
3	L-UNIT BG7	Locking unit size 7

Parking plate for Mobile part

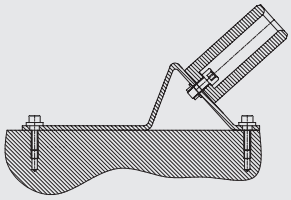

FP RPC.08-06 PP

Spindle for the screwed version

TS.2025.28x108

Multicoupling Series RPC
Fixed part Item Equipment

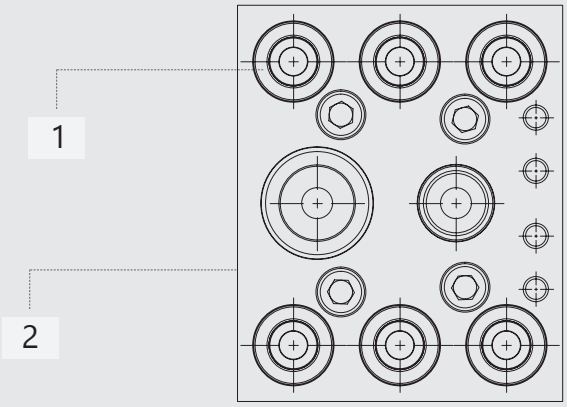

Assemblies

	Description
FP RPC.10-06 FFB 38	Female thread BSP 3/8"
FP RPC.10-06 FFB 12	Female thread BSP 1/2"
FP RPC.10-06 FNB 38	Female thread NPT 3/8"
FP RPC.10-06 FNB 12	Female thread NPT 1/2"

Connections	Scheme
6	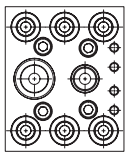

Spare parts

N		Description	
1	M RPC.10. FAB 00	Socket for assembly	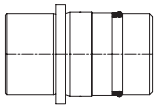

		Description / Beschreibung
2	FP RPC.10-06 F38	Fixed part for 6 connections without sockets (female BSP 3/8")
	FP RPC.10-06 F12	Fixed part for 6 connections without sockets (female BSP 1/2")
	FP RPC.10-06 N38	Fixed part for 6 connections without sockets (female NPT 3/8")
	FP RPC.10-06 N12	Fixed part for 6 connections without sockets (female NPT 1/2")

Bush for the screwed version

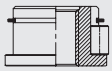

TN-2025.38x26

Multicoupling Series RPC
Dimensions

HighFlow
mm 10mm

Mobile part

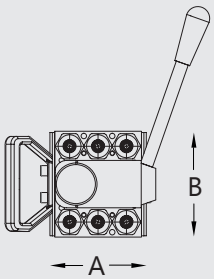

mm Flow Size 10mm

Fixed part

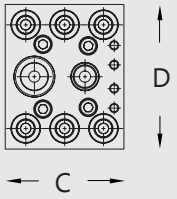

Mobile part	Fixed part	A	B	C	D	n	DN
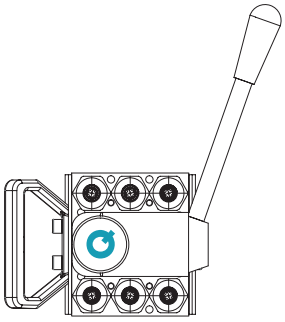		110	134	110	134	6	8

FLEXQ

SERIE MPC

VALVES

FLEXQ CONNECTORS

MPC

Flow Size
MPC 03 - 03 mm MPC 05 - 05 mm

Number of Connections
MPC 03 - 12-16 MPC 05 - 12-16

Pressure	Temperature range
100 bar	-5°C +160°C FPM (V)

SPECIFICATIONS

Tool set-up optimization through central locking
Avoidance of mistakes through fixed hoses on the plates
Many connection options

OPTIONS

Colour coding on the plates
Safety locking unit

APPLICATIONS

Cascades
Injection moulding
Die casting
Test benches


Lever
Locking unit
Socket insert
Plate mobile part
FLEXQ
FLEXQ
Plug insert
Plate Fixed part

Multicoupling Series MPC -
Mobile part Item Codes

3mm

MP MPC 03 - C - X

MP	Mobile part
MPC	MPC profile
03	Flow size
C	Connections
X	Socket insert

12	6 Circuits
16	8 Circuits



Socket with valve - thread on the aluminium block	
FFB 18	Female thread BSP 1/8
FNB 18	Female thread NPT 1/8"
FQB 18	Female thread BSPT 1/8"

Multicoupling Series MPC
Fixed part Item Codes

FP MPC 03 C X

Plug insert	X
Connections	C

12	6 Circuits / 6 Kreisläufe
16	8 Circuits / 8 Kreisläufe

Flow size	03
MPC profile	MPC
Fixed part	FP

Plug with valve - thread on the aluminium block
MFB 18 Female thread BSP 1/8"
MNB 18 Female thread NPT 1/8"
MQB 18 Female thread BSPT 1/8"

Multicoupling Series MPC
Mobile part Item Equipment

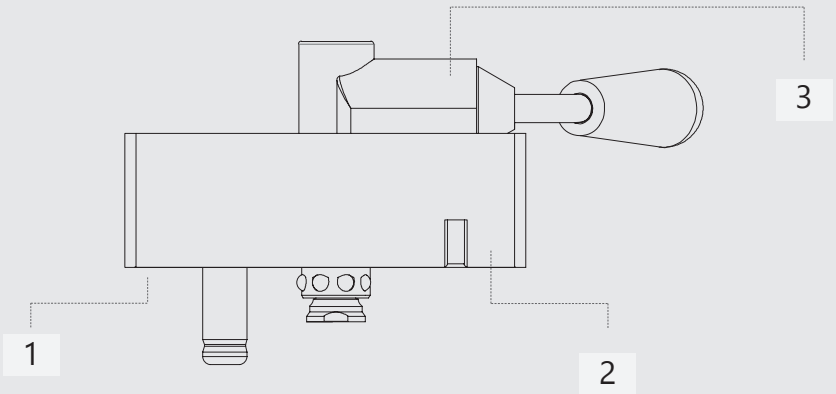

Assemblies

	Description
MP MPC.03-X FFB 18	Female thread BSP 1/8"
MP MPC.03-X FQB 18	Female thread BSPT 1/8"
MP MPC.03-X FNB 18	Female thread NPT 1/8"

Connections	Scheme
12	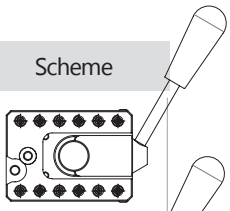
16	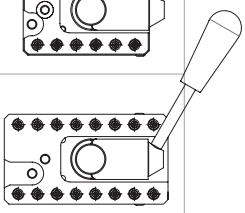

Spare parts

N		Description
1	M MPC.03 FAB	Socket for assembly 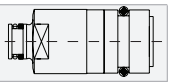
		Description
2	MP MPC.03-12	Mobile part only with locking unit for 12 connections
	MP MPC.03-16	Mobile part only with locking unit for 16 connections
3	L-UNIT BG1	Locking unit size 1 for 12 connections
	L-UNIT BG1	Locking unit size 1 for 16 connections

Parking plate for Mobile part

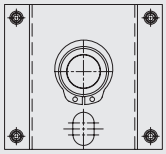

FP MPC.03 PP

Multicoupling Series MPC
Fixed part Item Equipment

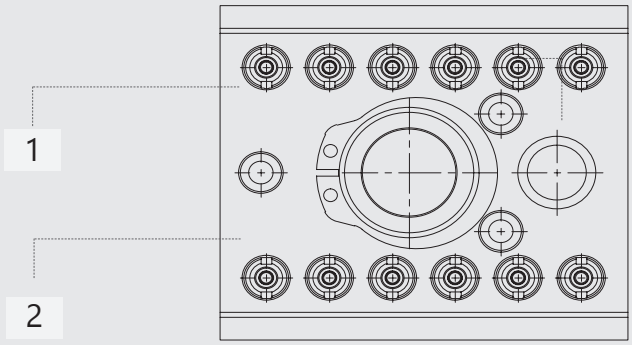

Assemblies

	Description
FP MPC.03-X MFB 18	Female thread BSP 1/8"
FP MPC.03-X MQB 18	Female thread BSPT 1/8"
FP MPC.03-X MNB 18	Female thread NPT 1/8"

Connections	Scheme
12	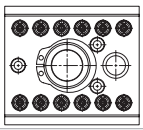
16	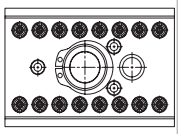

Spare parts

N		Description
1	MPC.03 MMB 0810	Plug male thread M8x1,0 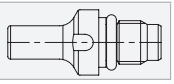
		Description
2	FP MPC.03-12	Fixed part only with locking bush for 12 connections
	FP MPC.03-16	Fixed part only with locking bush for 16 connections

Assembling tool for the plug flow size 3mm

MPC.03 MAT

Multicoupling Series MPC
Dimensions

3mm

Mobile part

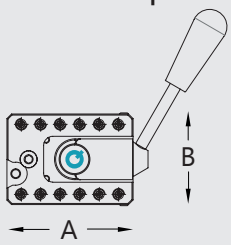

Flow Size 3mm

Fixed part

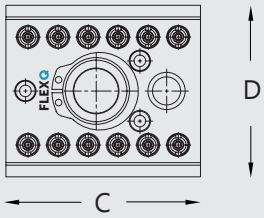

Mobile part	Fixed part	A	B	C	D	n	DN
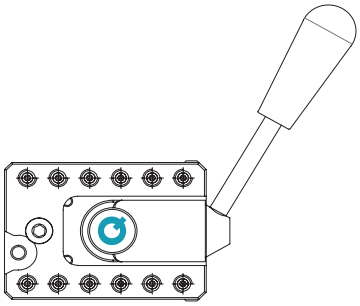	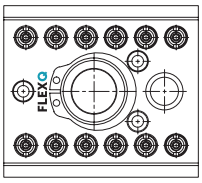	110	79	110	97	6	3
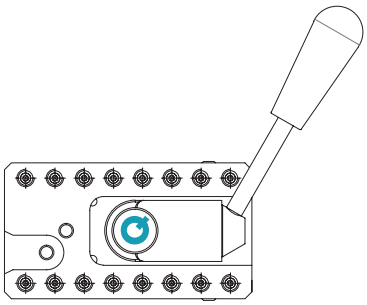	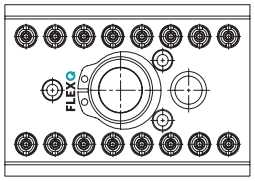	144	79	144	97	8	3

FLEXQ
FLEXQ

Multicoupling Series MPC
Mobile part Item Codes

5mm

MP MPC 05 - C - X

MP	Mobile part
MPC	MPC profile
05	Flow size
C	Connections

12	6 Circuits
16	8 Circuits

X	Socket



Socket with valve - thread on the aluminium block	
FFB 14	Female thread BSP 1/4"
FNB 14	Female thread NPT 1/4"
FQB 14	Female thread BSPT 1/4"

Multicoupling Series MPC
Fixed part Item Codes

FP MPC 05 - C - M

Plug	M
Connections	C
Flow size	05
MPC profile	MPC
Fixed part	FP

12	6 Circuits
16	8 Circuits

Plug with valve - thread on the aluminium block
MFB 14 Female thread BSP 1/4"
MNB 14 Female thread NPT 1/4"
MQB 14 Female thread BSPT 1/4"

Multicoupling Series MPC
Mobile part Item Equipment

5mm

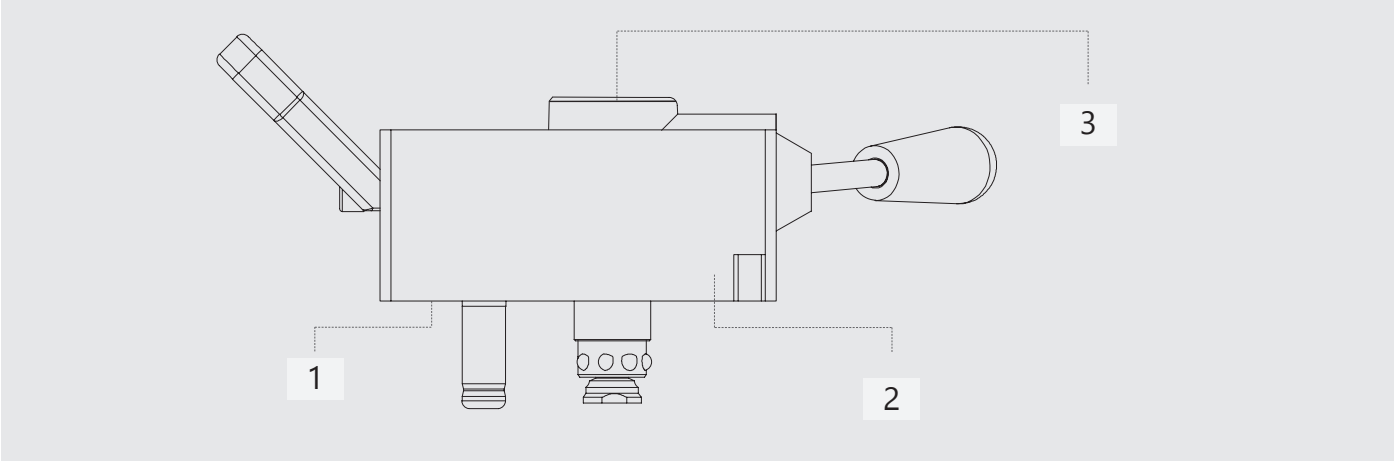

Assemblies

	Description
MP MPC.05-X FFB 14	Female thread BSP 1/4"
MP MPC.05-X FQB 14	Female thread BSPT 1/4"
MP MPC.05-X FNB 14	Female thread NPT 1/4"

Connections	Scheme
12	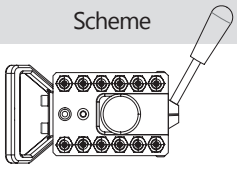
16	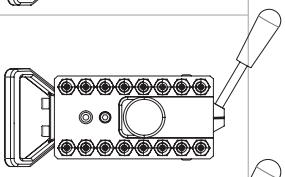
16-01	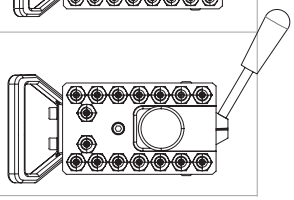

Spare parts

N		Description
1	M MPC.05 FAB	Socket for assembly 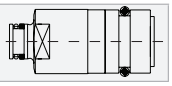

		Description
2	MP MPC.05-12	Mobile part only with locking unit for 12 connections
	MP MPC.05-16	Mobile part only with locking unit for 16 connections
	MP MPC.05-16-01	Mobile part only with locking unit for 16 connections
3	L-UNIT BG5	Locking unit size 5 for 12 and 16-01 connections
	L-UNIT BG6	Locking unit size 6 for 16 connections

Parking plate for Mobile part

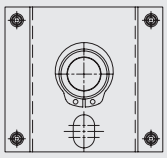

FP MPC.05 PP

Spindle for screwed version

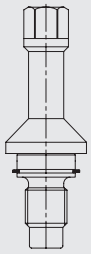

TS.2025.28x115

Multicoupling Series MPC
Fixed part Item Equipment

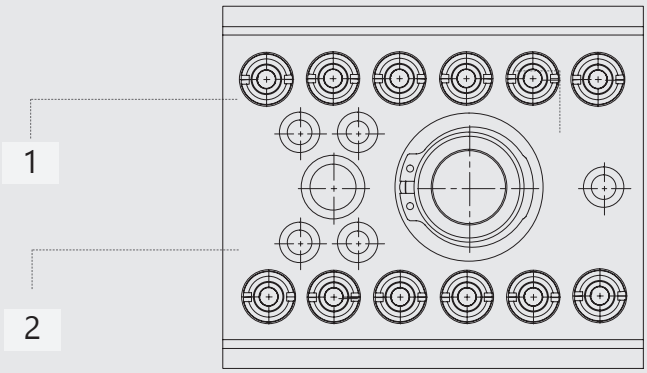

Assemblies

	Description
FP MPC.05-**X** MFB 14	Female thread BSP 1/4"
FP MPC.05-**X** MQB 14	Female thread BSPT 1/4"
FP MPC.05-**X** MNB 14	Female thread NPT 1/4"

Connections	Scheme
12	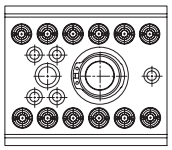
16	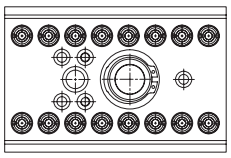
16-01	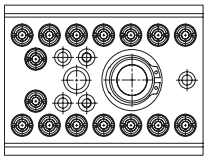

Spare parts

N		Description
1	MPC.05 MMB 1415	Plug male thread M14x1,5 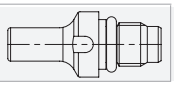
		Description / Beschreibung
2	FP MPC.05-12	Fixed part only with locking bush for 12 connections
	FP MPC.05-16	Fixed part only with locking bush for 16 connections
	FP MPC.05-16-01	Fixed part only with locking bush for 16-01 connections

Assembling tool for the plug flow size 5mm

MPC.05 MAT

Bush for the screwed version

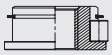

TN-2025.38x27

Multicoupling Series MPC
Dimensions

5mm

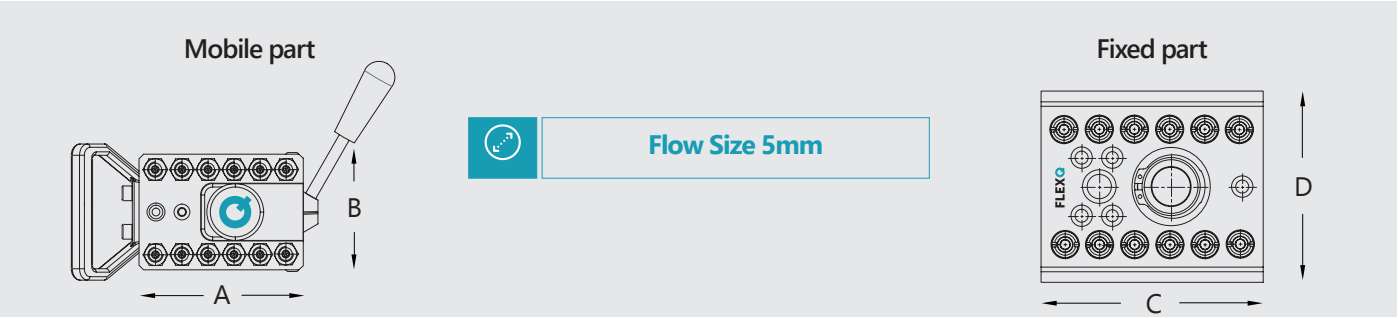

Mobile part	Fixed part	A	B	C	D	n	DN
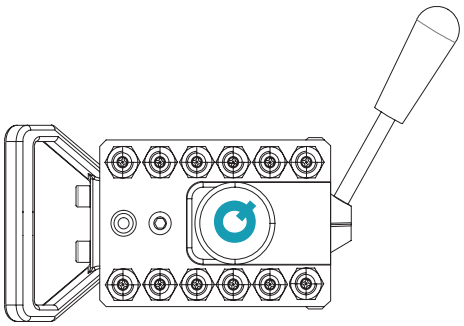	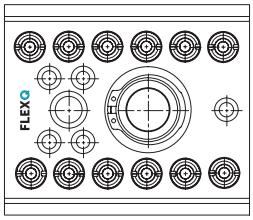	145	102	145	125	6	5
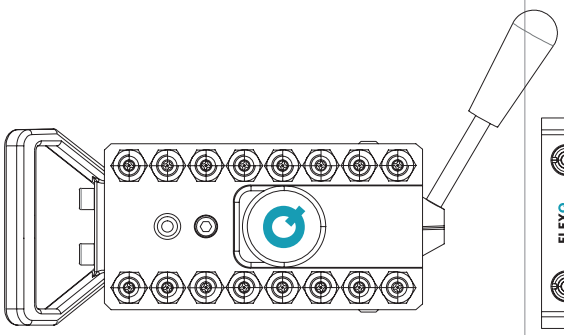		191	102	191	125	8	5
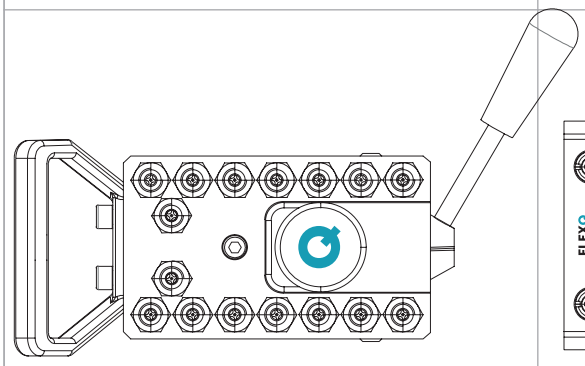	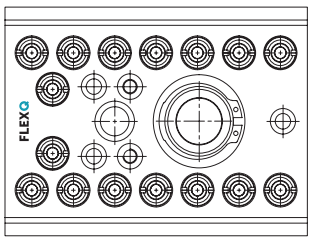	168	102	168	125	8	5

FLEXQ
FLEXQ

SERIE HPT

FLEXQ CONNECTORS

HPT	European profile

Flow Size
HPT 09 - 09 mm

n Number of Connections
HPT 09 - 6-24

max. Pressure	max. Temperature range	
16 bar	-5°C +160°C FPM (V) -5°C +200°C FPM (V)	Water Heating Oil

SPECIFICATIONS

Tool set-up optimization through central locking
Avoidance of mistakes through fixed position of hoses on the plates
Many connection options
The connectors are compatible with the monocouplings of the series HPT

OPTIONS

Colour coding of the plates
Stainless Steel option for plates, connectors and locking unit
High temperature option for connectors
Safety locking unit

APPLICATIONS

Thermo regulation
Injection moulding
Die casting
Test benches



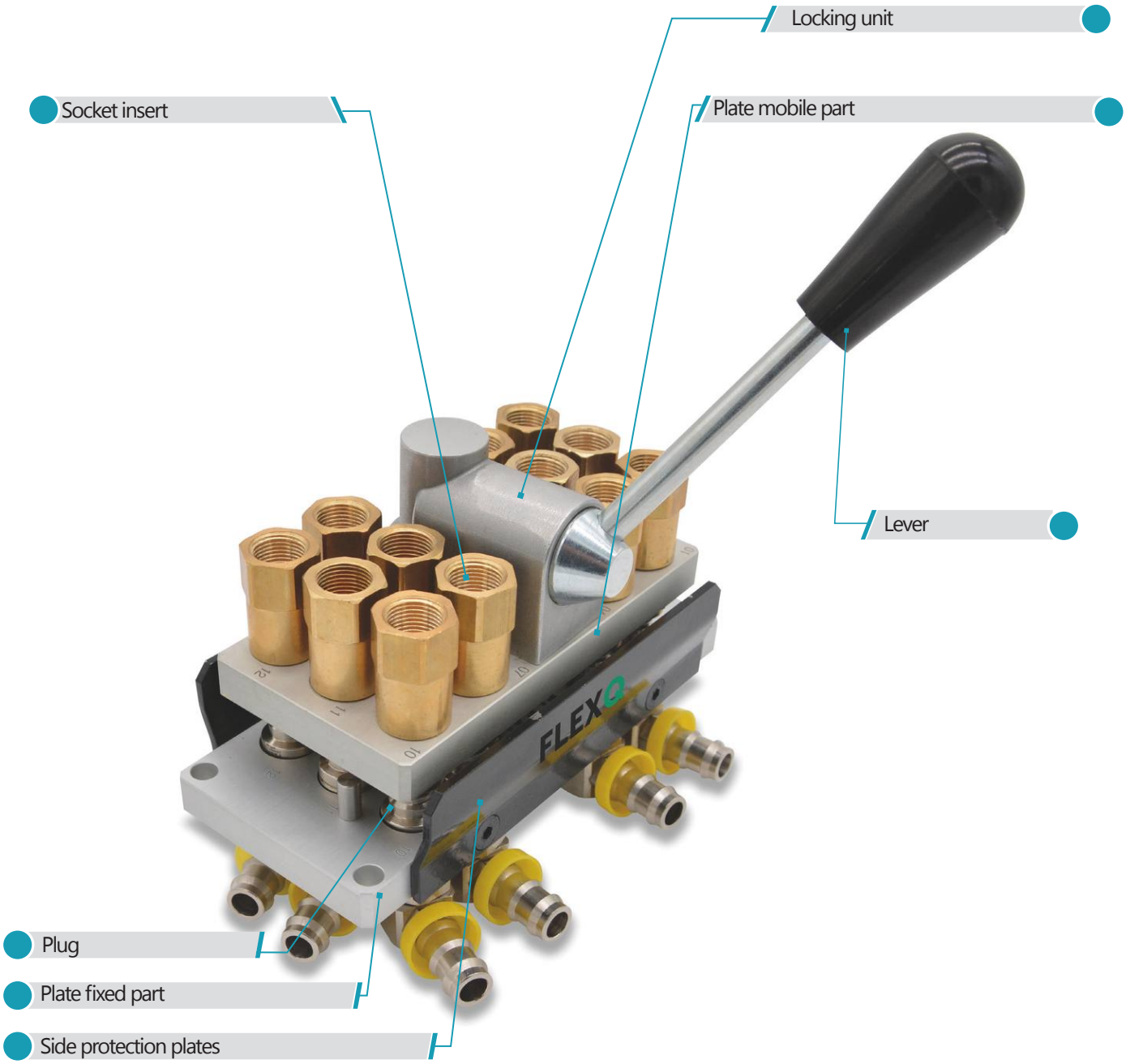
Locking unit
Socket insert
Plate mobile part
Lever
Plug
Plate fixed part
Side protection plates

Multicoupling Series HPT
Mobile part Item Codes

9mm

MP HPT 09 - C - X

MP	Mobile part
HPT	HPT profil
09	Flow size
C	Connections

6	3 Circuits
8	4 Circuits
12	6 Circuits
16	8 Circuits
20	10 Circuits
24	12 Circuits

X	Socket insert

Socket with valve	
	FHB 10 Standard hose type Ø 10mm FHB 12 Standard hose type Ø 12mm
	FPB 10 Clampless hose type Ø 10mm FPB 13 Clampless hose type Ø 13mm
	FFB 38 Female thread BSP 3/8"

Socket without valve	
	FHF 10 Standard hose type Ø 10mm FHF 12 Standard hose type Ø 12mm
	FPF 10 Clampless hose type Ø 10mm FPF 13 Clampless hose type Ø 13mm
	FFF 38 Female thread BSP 3/8"

Multicoupling Series HPT
Fixed part Item Codes

FP HPT 09 C - X - Y

Elbow	Y
Plug insert	X
Connections	C

6	3 Circuits
8	4 Circuits
12	6 Circuits
16	8 Circuits
20	10 Circuits
24	12 Circuits

Flow size	09
HPT profile	HPT
Fixed part	FP

Plug with valve	
	MHB 10 Standard hose type Ø 10mm MHB 12 Standard hose type Ø 12mm
	MPB 10 Clampless hose type Ø 10mm MPB 13 Clampless hose type Ø 13mm
	MFB 38 Female thread BSP 3/8”

Plug without valve	
	MHF 10 Standard hose type Ø 10mm MHF 12 Standard hose type Ø 12mm
	MPF 10 Clampless hose type Ø 10mm MPF 13 Clampless hose type Ø 13mm
	MFF 38 Female thread BSP 3/8”

Multicoupling Series HPT
Mobile part Item Equipment

9mm

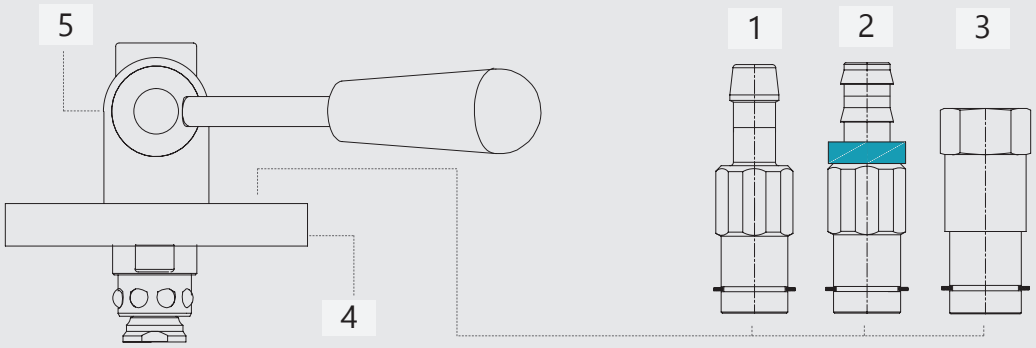

Assemblies

N	With valve	Without valve	Description
1	MP HPT.09-**X** FHB 10	MP HPT.09-**X** FHF 10	Standard hose tail Ø 10mm
	MP HPT.09-**X** FHB 12	MP HPT.09-**X** FHF 12	Standard hose tail Ø 12mm
2	MP HPT.09-**X** FPB 10	MP HPT.09-**X** FPF 10	Clampless hose tail Ø 10mm
	MP HPT.09-**X** FPB 13	MP HPT.09-**X** FPF 13	Clampless hose tail Ø 13mm
3	MP HPT.09-**X** FFB 38	MP HPT.09-**X** FFF 38	Female thread BSP 3/8"
	MP HPT.09-**X** FNB 38	MP HPT.09-**X** FNF 38	Female thread NPT 3/8"
	MP HPT.09-**12** 10 C		Collector with female thread BSP 1"
	MP HPT.09-**20** 114 C		Collector with female thread BSP 1 1/4"

Connections	Scheme
6	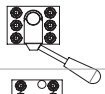
8	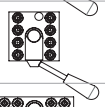
12	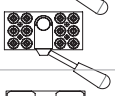
12C	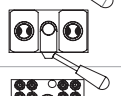
16	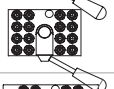
20	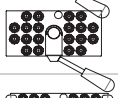
24	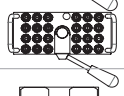
20C	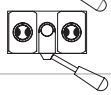

Spare parts

N	With valve	Without valve	Description
1	M HPT.09 FHB 10	M HPT.09 FHF 10	Socket with standard hose tail Ø 10mm
	M HPT.09 FHB 12	M HPT.09 FHF 12	Socket with standard hose tail Ø 12mm
2	M HPT.09 FPB 10	M HPT.09 FPF 10	Socket with clampless hose tail Ø 10mm
	M HPT.09 FPB 13	M HPT.09 FPF 13	Socket with clampless hose tail Ø 13mm
3	M HPT.09 FFB 38	M HPT.09 FFF 38	Socket with female thread BSP 3/8"
	M HPT.09 FNB 38	M HPT.09 FNF 38	Socket with female thread NPT 3/8"

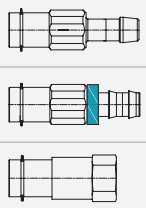

N	Code	Description
4	MP HPT.09-**X**	Mobile part only with locking unit
5	L-UNIT BG1	Locking unit size 1

FLEXQ CONNECTORS

Multicoupling Series HPT
Fixed part Item Equipment

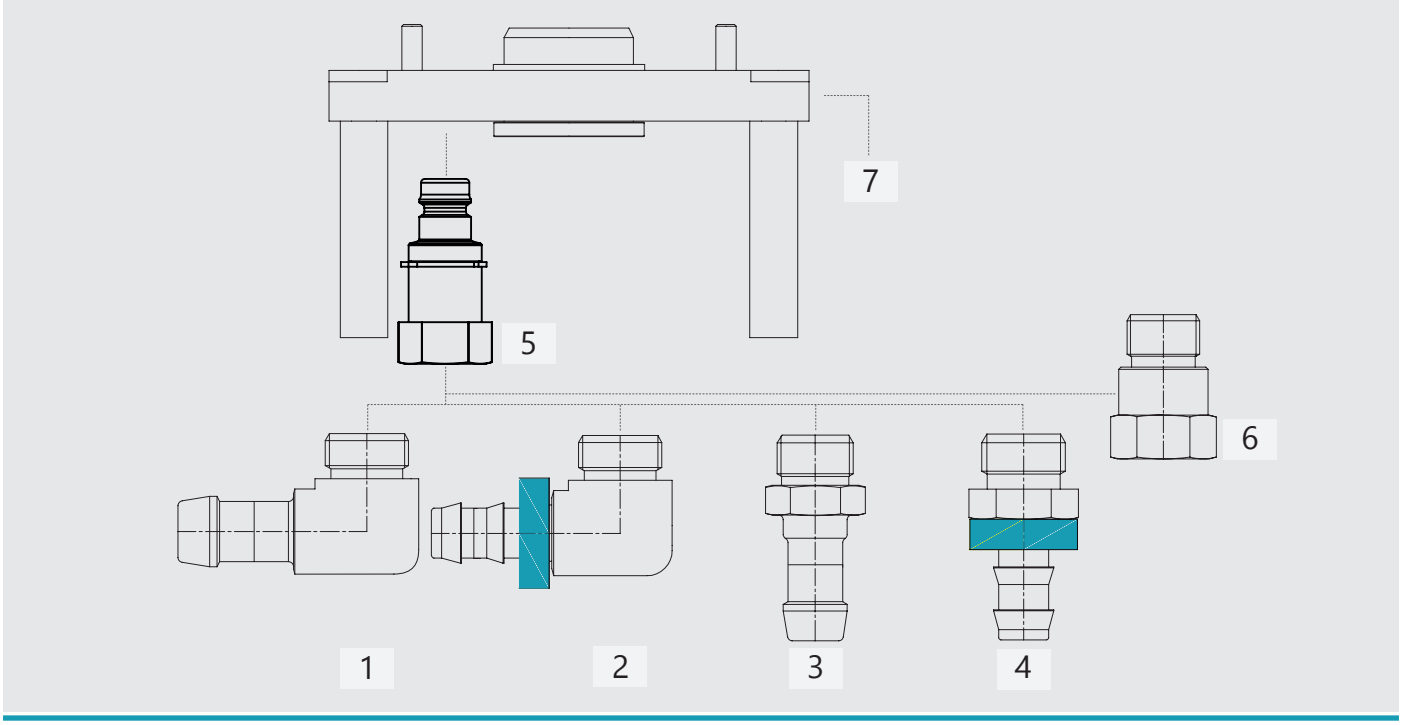

Assemblies

N	With valve	Without valve	Description
1	FP HPT.09-X MHB 10-90	FP HPT.09-X MHF 10-90	Plug + 90° elbow with standard hose tail Ø 10mm
	FP HPT.09-X MHB 12-90	FP HPT.09-X MHF 12-90	Plug + 90° elbow with standard hose tail Ø 12mm
2	FP HPT.09-X MPB 10-90	FP HPT.09-X MPF 10-90	Plug + 90° elbow with clampless hose tail Ø 10mm
	FP HPT.09-X MPB 13-90	FP HPT.09-X MPF 13-90	Plug + 90° elbow with clampless hose tail Ø 13mm
3	FP HPT.09-X MHB 10	FP HPT.09-X MHF 10	Plug + adapter with standard hose tail Ø 10mm
	FP HPT.09-X MHB 12	FP HPT.09-X MHF 12	Plug + adapter with standard hose tail Ø 12mm
4	FP HPT.09-X MPB 10	FP HPT.09-X MPF 10	Plug + adapter with clampless hose tail Ø 10mm
	FP HPT.09-X MPB 13	FP HPT.09-X MPF 13	Plug + adapter with clampless hose tail Ø 13mm
5	FP HPT.09-X MFB 38	FP HPT.09-X MFF 38	Plug female thread BSP 3/8"
	FP HPT.09-X MNB 38	FP HPT.09-X MNF 38	Plug female thread NPT 3/8"

Connections	Scheme
6	
8	
12	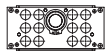
12K	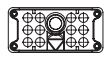
16	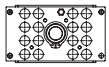
20	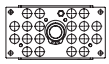
24	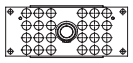

Spare parts

N	Code	Description	
1	ELH 38/10-90	Male BSP 3/8" - 90° elbow with standard hose tail Ø 10mm	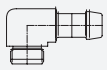
	ELH 38/12-90	Male BSP 3/8" - 90° elbow with standard hose tail Ø 12mm	
2	ELP 38/10-90	Male BSP 3/8" - 90° elbow with clampless hose tail Ø 10mm	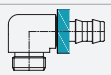
	ELP 38/13-90	Male BSP 3/8" - 90° elbow with clampless hose tail Ø 13mm	
3	MHA 38/10	Male BSP 3/8" adapter with standard hose tail Ø 10mm	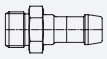
	MHA 38/12	Male BSP 3/8" adapter with standard hose tail Ø 12mm	
4	MPA 38/10	Male BSP 3/8" adapter with clampless hose tail Ø 10mm	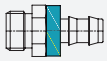
	MPA 38/13	Male BSP 3/8" adapter with clampless hose tail Ø 13mm	
5	M HPT.09 MFB 38	Plug female thread BSP 3/8" with valve	
	M HPT.09 MFF 38	Plug female thread BSP 3/8" without valve	
6	MFE 38/38-20	Male female extension BSP 3/8"	
7	FP HPT.09-X	Fixed part not equipped	

Multicoupling Series HPT
Dimensions

mm **9mm**

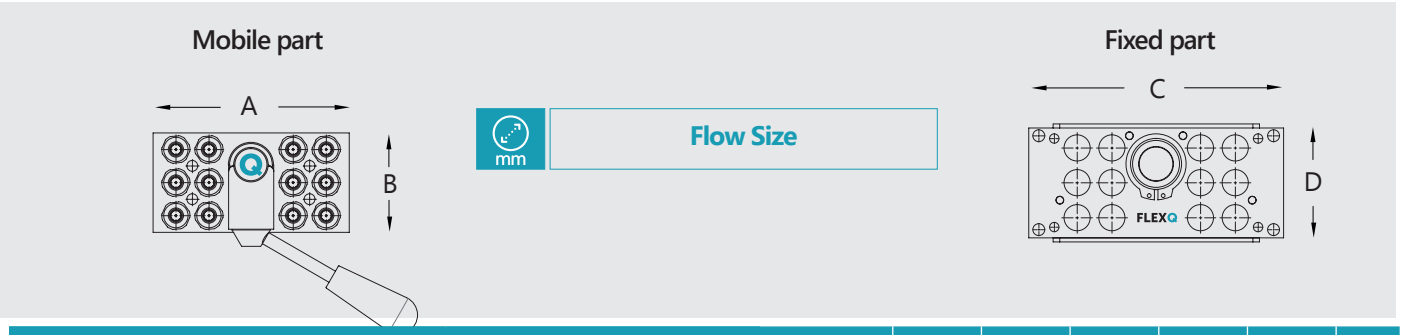

Mobile part	Fixed part	A	B	C	D	n	DN
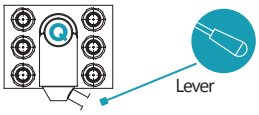		102	78	140	82	6	9
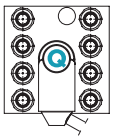	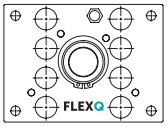	102	103	140	104	8	9
		154	78	190	82	12	9
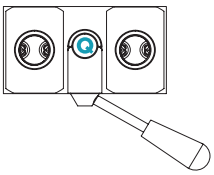	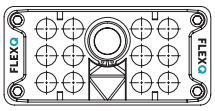	154	78	190	82	12	9
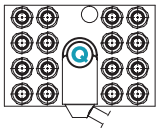		154	103	190	104	16	9
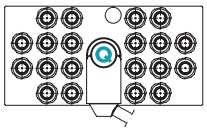	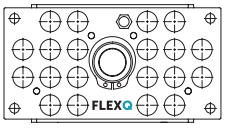	226	103	206	104	20	9
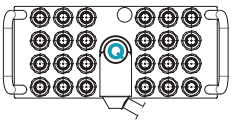		226	103	258	104	24	9

Multicoupling Series HPT
Fixed part unequipped

Item code	Fixed plate	Description
FP.HPT.09-06		
FP.HPT.09-08		
FP.HPT.09-12		
FP.HPT.09-12K	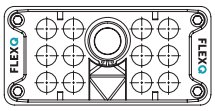	
FP.HPT.09-16		
FP.HPT.09-20	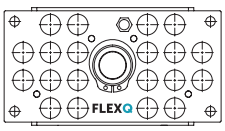	
FP.HPT.09-24		

SERIE MPT

FLEXQ CONNECTORS

MPT	Standard profile

Flow Size

MPT 09 - 09 mm
MPT 12 - 12 mm
MPT 16 - 16 mm

n Number of Connections

MPT 09 - 6-24
MPT 12 - 6-20
MPT 16 - 12

Pressure	Temperature range	
16 bar	-5°C +160°C FPM (V) -5°C +200°C FPM (V)	Water Heating Oil

SPECIFICATIONS

Tool set-up optimization through central locking
Avoidance of mistakes through fixed position of hoses on the plates
Many connection options
The connectors are compatible with the monocouplings of the series MPT

OPTIONS

Colour coding of the plates
Stainless Steel option for plates, connectors and locking unit
High temperature option for connectors
Safety locking unit

APPLICATIONS

Thermo regulation
Injection moulding
Die casting
Test benches



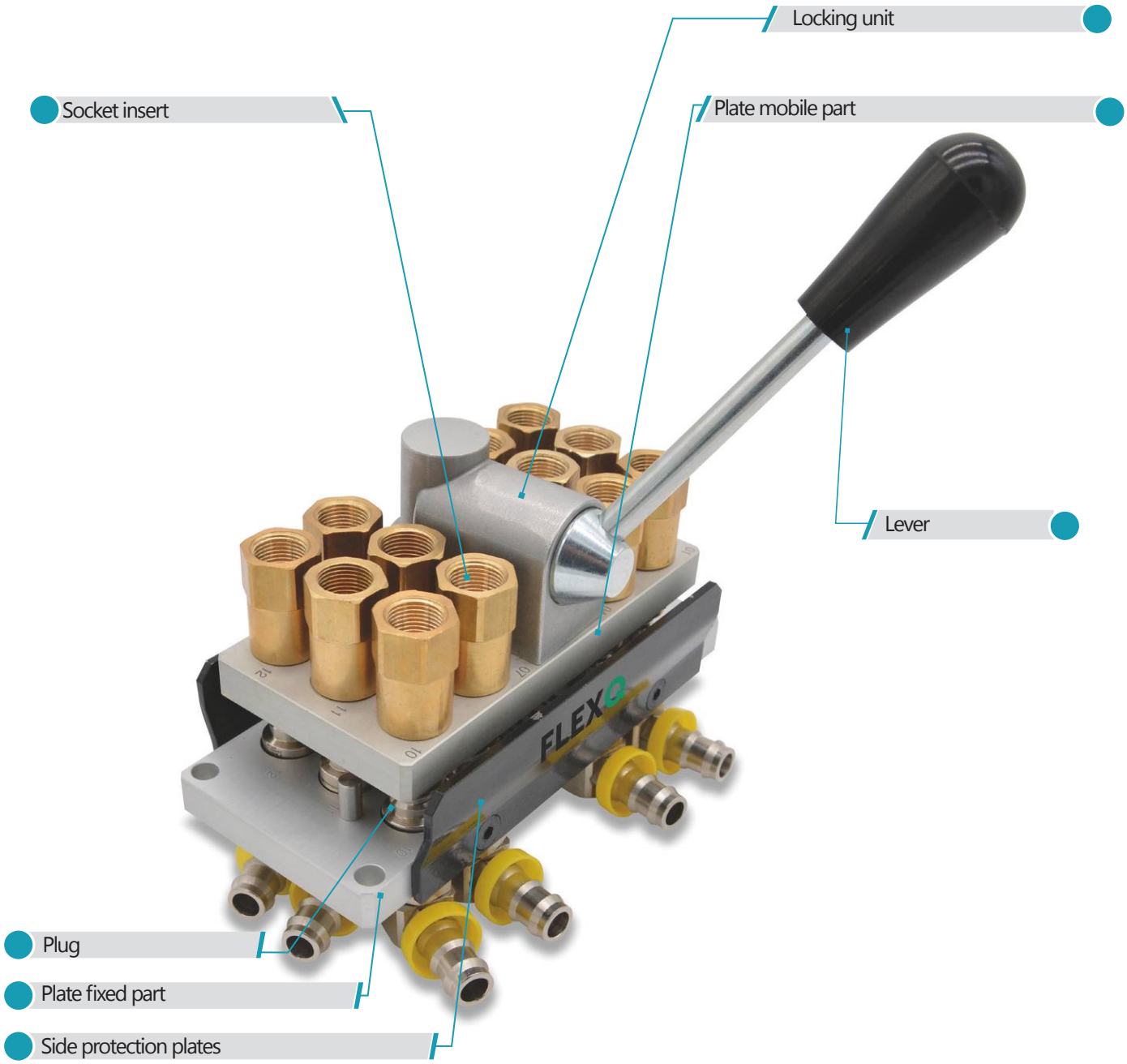
Locking unit
Socket insert
Plate mobile part
Lever
Plug
Plate fixed part
Side protection plates

Multicoupling Series MPT
Mobile part Item Codes

9mm

MP MPT 09 - C - X

MP	Mobile part
MPT	MPT profil
09	Flow size
C	Connections

6	3 Circuits
8	4 Circuits
12	6 Circuits
16	8 Circuits
20	10 Circuits
24	12 Circuits

X	Socket insert

Socket with valve	
	FHB 10 Standard hose type Ø 10mm FHB 12 Standard hose type Ø 12mm
	FPB 10 Clampless hose type Ø 10mm FPB 13 Clampless hose type Ø 12mm
	FFB 38 Female thread BSP 3/8”

Socket without valve	
	FHF 10 Standard hose type Ø 10mm FHF 12 Standard hose type Ø 12mm
	FPF 10 Clampless hose type Ø 10mm FPF 13 Clampless hose type Ø 12mm
	FFF 38 Female thread BSP 3/8”

Multicoupling Series MPT
Fixed part Item Codes

FP MPT 09 C - X - Y

Elbow	Y
Plug insert	X
Connections	C

6	3 Circuits
8	4 Circuits
12	6 Circuits
16	8 Circuits
20	10 Circuits
24	12 Circuits

Flow size	09
MPT profile	MPT
Fixed part	FP

Plug with valve	
	MHB 10 Standard hose type Ø 10mm MHB 12 Standard hose type Ø 12mm
	MPB 10 Clampless hose type Ø 10mm MPB 13 Clampless hose type Ø 12mm
	MFB 38 Female thread BSP 3/8”

Plug without valve	
	MHF 10 Standard hose type Ø 10mm MHF 12 Standard hose type Ø 12mm
	MPF 10 Clampless hose type Ø 10mm MPF 13 Clampless hose type Ø 12mm
	MFF 38 Female thread BSP 3/8”

Multicoupling Series MPT
Mobile part Item Equipment

9mm

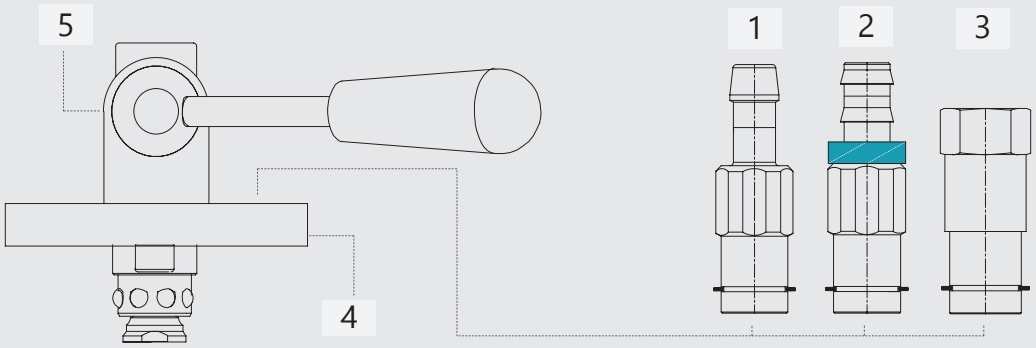

Assemblies

N	With valve	Without valve	Description
1	MP MPT.09-X FHB 10	MP MPT.09-X FHF 10	Standard hose tail Ø 10mm
	MP MPT.09-X FHB 12	MP MPT.09-X FHF 12	Standard hose tail Ø 12mm
2	MP MPT.09-X FPB 10	MP MPT.09-X FPF 10	Clampless hose tail Ø 10mm
	MP MPT.09-X FPB 13	MP MPT.09-X FPF 13	Clampless hose tail Ø 13mm
3	MP MPT.09-X FFB 38	MP MPT.09-X FFF 38	Female thread BSP 3/8"
	MP MPT.09-X FNB 38	MP MPT.09-X FNF 38	Female thread NPT 3/8"
	MP MPT.09-12 10 C		Collector with female thread BSP 1"
	MP MPT.09-20 114 C		Collector with female thread BSP 1 1/4"

Connections	Scheme
6	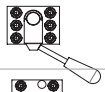
8	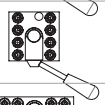
12	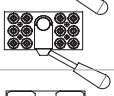
12C	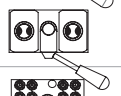
16	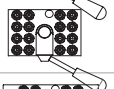
20	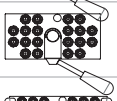
24	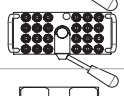
20C	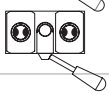

Spare parts

N	With valve	Without valve	Description
1	M MPT.09 FHB 10	M MPT.09 FHF 10	Socket with standard hose tail Ø 10mm
	M MPT.09 FHB 12	M MPT.09 FHF 12	Socket with standard hose tail Ø 12mm
2	M MPT.09 FPB 10	M MPT.09 FPF 10	Socket with clampless hose tail Ø 10mm
	M MPT.09 FPB 13	M MPT.09 FPF 13	Socket with clampless hose tail Ø 13mm
3	M MPT.09 FFB 38	M MPT.09 FFF 38	Socket with female thread BSP 3/8"
	M MPT.09 FNB 38	M MPT.09 FNF 38	Socket with female thread NPT 3/8"

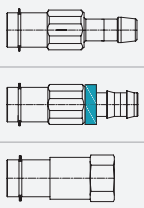

N	Code	Description
4	MP MPT.09-X	Mobile part only with locking unit
5	L-UNIT BG1	Locking unit size 1

Multicoupling Series MPT
Fixed part Item Equipment

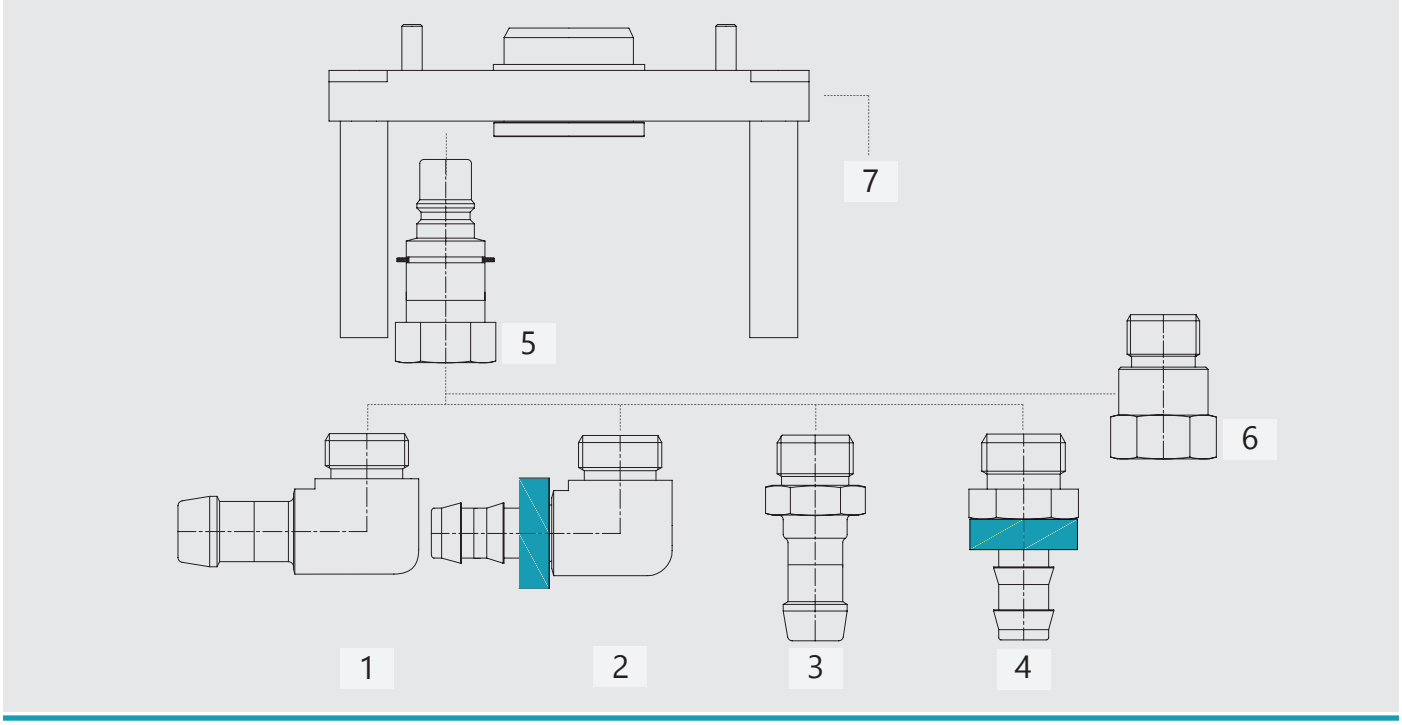

Assemblies

N	With valve	Without valve	Description
1	FP MPT.09-X MHB 10-90	FP MPT.09-X MHF 10-90	Plug + 90° elbow with standard hose tail Ø 10mm
	FP MPT.09-X MHB 12-90	FP MPT.09-X MHF 12-90	Plug + 90° elbow with standard hose tail Ø 12mm
2	FP MPT.09-X MPB 10-90	FP MPT.09-X MPF 10-90	Plug + 90° elbow with clampless hose tail Ø 10mm
	FP MPT.09-X MPB 13-90	FP MPT.09-X MPF 13-90	Plug + 90° elbow with clampless hose tail Ø 13mm
3	FP MPT.09-X MHB 10	FP MPT.09-X MHF 10	Plug + adapter with standard hose tail Ø 10mm
	FP MPT.09-X MHB 12	FP MPT.09-X MHF 12	Plug + adapter with standard hose tail Ø 12mm
4	FP MPT.09-X MPB 10	FP MPT.09-X MPF 10	Plug + adapter with clampless hose tail Ø 10mm
	FP MPT.09-X MPB 13	FP MPT.09-X MPF 13	Plug + adapter with clampless hose tail Ø 13mm
5	FP MPT.09-X MFB 38	FP MPT.09-X MFF 38	Plug female thread BSP 3/8"
	FP MPT.09-X MNB 38	FP MPT.09-X MNF 38	Plug female thread NPT 3/8"

Connections	Scheme
6	
8	
12	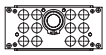
12K	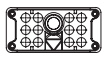
16	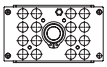
20	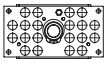
24	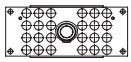

Spare parts

N	Code	Description
1	ELH 38/10-90	Male BSP 3/8" - 90° elbow with standard hose tail Ø 10mm
	ELH 38/12-90	Male BSP 3/8" - 90° elbow with standard hose tail Ø 12mm
2	ELP 38/10-90	Male BSP 3/8" - 90° elbow with clampless hose tail Ø 10mm
	ELP 38/13-90	Male BSP 3/8" - 90° elbow with clampless hose tail Ø 13mm
3	MHA 38/10	Male BSP 3/8" adapter with standard hose tail Ø 10mm
	MHA 38/12	Male BSP 3/8" adapter with standard hose tail Ø 12mm
4	MPA 38/10	Male BSP 3/8" adapter with clampless hose tail Ø 10mm
	MPA 38/13	Male BSP 3/8" adapter with clampless hose tail Ø 13mm
5	M MPT.09 MFB 38	Plug female thread BSP 3/8" with valve
	M MPT.09 MFF 38	Plug female thread BSP 3/8" without valve
6	MFE 38/38-20	Male female extension BSP 3/8"
7	FP MPT.09-X	Fixed part not equipped

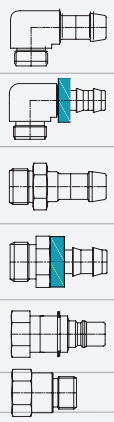

Option: PAT

MPT 09.MOB.12.KV.PAT

Multicoupling Series MPT
Dimensions

9mm

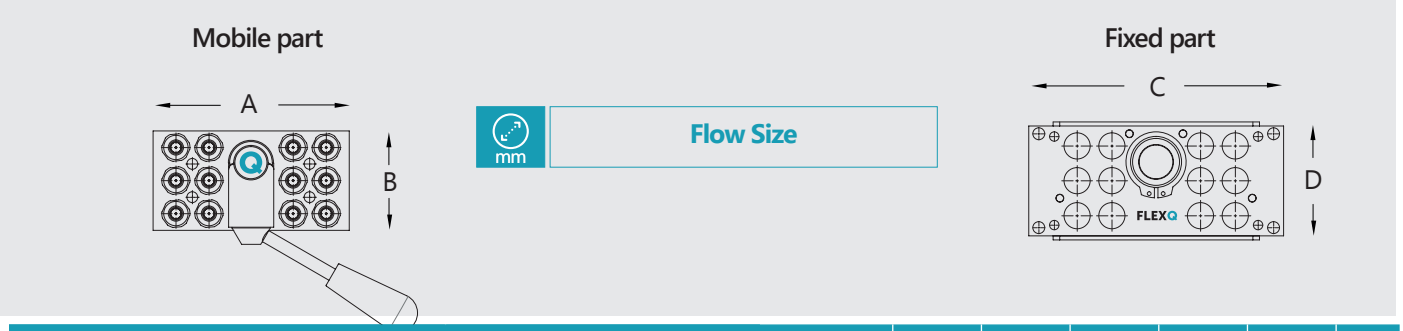

Mobile part	Fixed part	A	B	C	D	n	DN
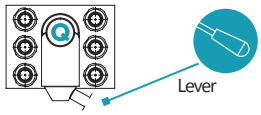		102	78	140	82	6	9
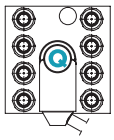	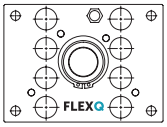	102	104	140	104	8	9
		154	78	190	82	12	9
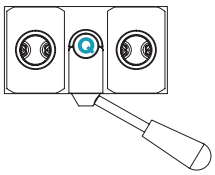	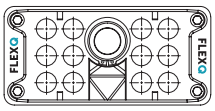	154	78	190	82	12	9
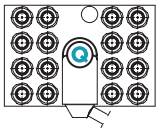		154	103	190	104	16	9
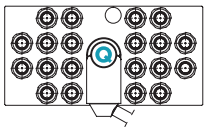	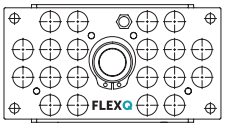	226	103	206	104	20	9
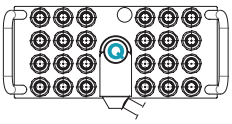		226	103	258	104	24	9

Multicoupling Series MPT
Fixed part unequipped

Item code	Fixed plate	Description
FP.MPT.09-06		
FP.MPT.09-08		
FP.MPT.09-12		
FP.MPT.09-12K	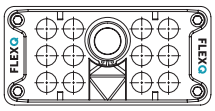	
FP.MPT.09-16		
FP.MPT.09-20	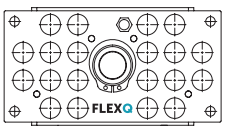	
FP.MPT.09-24		

Multicoupling Series MPT
Mobile part Item Codes

12mm



MP MPT 12 - C - X

MP	Mobile part
MPT	MPT profile
12	Flow size
C	Connections

6	3 Circuits
10	5 Circuits
12	6 Circuits
18	9 Circuits
20	10 Circuits

X	Socket insert

Socket with valve	
	FHB 12 Standard hose type Ø 12mm FHB 16 Standard hose type Ø 16mm
	FPB 13 Clampless hose type Ø 13mm FPB 16 Clampless hose type Ø 16mm
	FFB 12 Female thread BSP 1/2"

Socket without valve	
	FHF 12 Standard hose type Ø 12mm FHF 16 Standard hose type Ø 16mm
	FPF 13 Clampless hose type Ø 13mm FPF 16 Clampless hose type Ø 16mm
	FFF 12 Female thread BSP 1/2"

Multicoupling Series MPT
Fixed part Item Codes

FP MPT 12 C - X - Y



Elbow	Y
Plug insert	X
Connections	C

6	3 Circuits
10	5 Circuits
12	6 Circuits
18	9 Circuits
20	10 Circuits

Flow size	12
MPT profile	MPT
Fixed part	FP

	Plug with valve
	MHB 12 Standard hose type Ø 12mm MHB 16 Standard hose type Ø 13mm
	MPB 13 Clampless hose type Ø 13mm MPB 16 Clampless hose type Ø 13mm
	MFB 12 Female thread BSP 1/2"

	Plug without valve
	MHF 12 Standard hose type Ø 12mm MHF 16 Standard hose type Ø 16mm
	MPF 13 Clampless hose type Ø 13mm MPF 16 Clampless hose type Ø 16mm
	MFF 12 Female thread BSP 1/2"

Multicoupling Series MPT
Mobile part Item Equipment

12mm

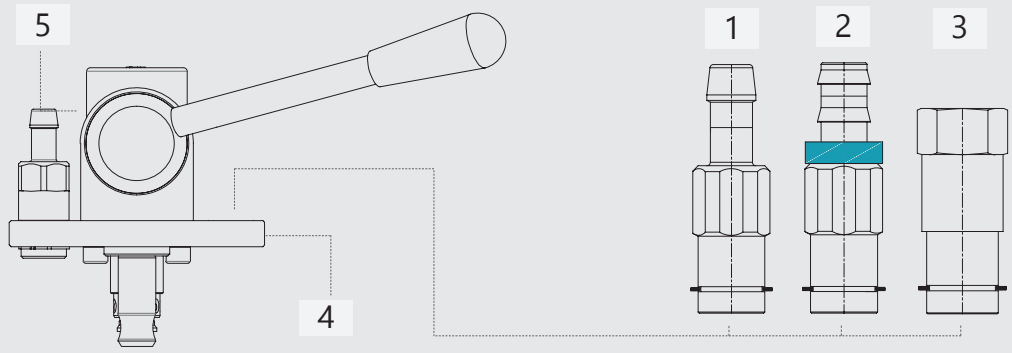

Assemblies

N	With valve	Without valve	Description
1	MP MPT.12-X FHB 12	MP MPT.12-X FHF 12	Standard hose tail Ø 12mm
	MP MPT.12-X FHB 16	MP MPT.12-X FHF 16	Standard hose tail Ø 16mm
2	MP MPT.12-X FPB 13	MP MPT.12-X FPF 13	Clampless hose tail Ø 13mm
	MP MPT.12-X FPB 16	MP MPT.12-X FPF 16	Clampless hose tail Ø 16mm
3	MP MPT.12-X FFB 12	MP MPT.12-X FFF 12	Female thread BSP 1/2"
	MP MPT.12-X FNB 12	MP MPT.12-X FNF 12	Female thread NPT 1/2"
	MP MPT.12-12 114 C		Collector with female thread BSP 1 1/4"
	MP MPT.12-20 112 C		Collector with female thread BSP 1 1/2"

Connections	Scheme
6	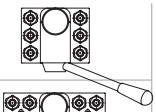
10	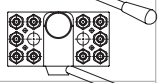
12	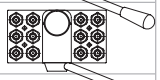
12	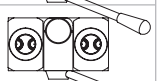
18	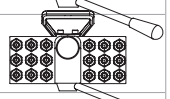
20	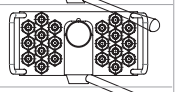
20	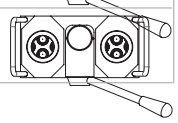

Spare parts

N	With valve	Without valve	Description
1	M MPT.12 FHB 12	M MPT.12 FHF 12	Socket with standard hose tail Ø 12mm
	M MPT.12 FHB 16	M MPT.12 FHF 16	Socket with standard hose tail Ø 16mm
2	M MPT.12 FPB 13	M MPT.12 FPF 13	Socket with clampless hose tail Ø 13mm
	M MPT.12 FPB 16	M MPT.12 FPF 16	Socket with clampless hose tail Ø 16mm
3	M MPT.12 FFB 12	M MPT.12 FFF 12	Socket with female thread BSP 1/2"
	M MPT.12 FNB 12	M MPT.12 FNF 12	Socket with female thread NPT 1/2"

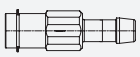
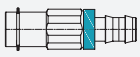
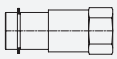

N	Code	Description
4	MP MPT.12-X	Mobile part only with locking unit
5	L-UNIT BG2	Locking unit size 2

FLEXQ CONNECTORS

Multicoupling Series MPT
Fixed part Item Equipment

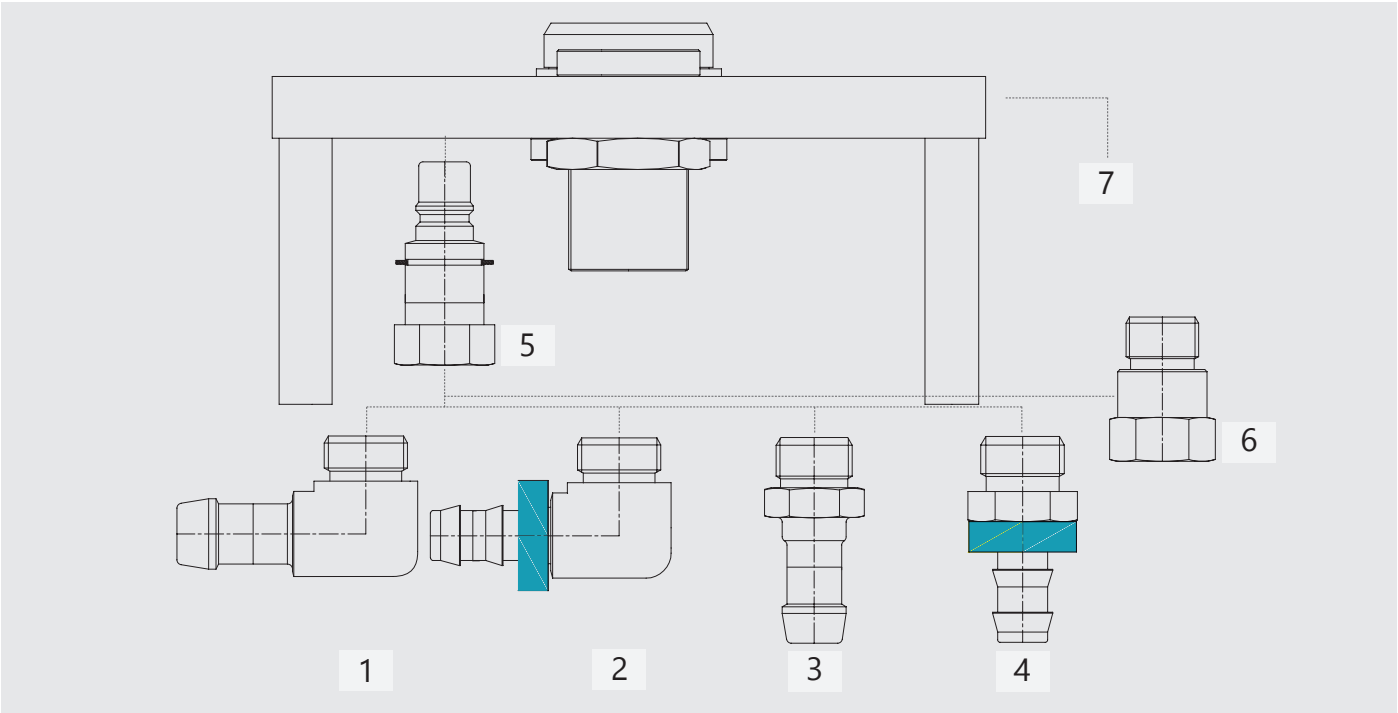

Assemblies

N	With valve	Without valve	Description
1	FP MPT.12-X MHB 12-90	FP MPT.12-X MHF 12-90	Plug + 90° elbow with standard hose tail Ø 12mm
	FP MPT.12-X MHB 16-90	FP MPT.12-X MHF 16-90	Plug + 90° elbow with standard hose tail Ø 16mm
2	FP MPT.12-X MPB 13-90	FP MPT.12-X MPF 13-90	Plug + 90° elbow with clampless hose tail Ø 13mm
	FP MPT.12-X MPB 16-90	FP MPT.12-X MPF 16-90	Plug + 90° elbow with clampless hose tail Ø 16mm
3	FP MPT.12-X MHB 12	FP MPT.12-X MHF 12	Plug + adapter with standard hose tail Ø 12mm
	FP MPT.12-X MHB 16	FP MPT.12-X MHF 16	Plug + adapter with standard hose tail Ø 16mm
4	FP MPT.12-X MPB 13	FP MPT.12-X MPF 13	Plug + adapter with clampless hose tail Ø 13mm
	FP MPT.12-X MPB 16	FP MPT.12-X MPF 16	Plug + adapter with clampless hose tail Ø 16mm
5	FP MPT.12-X MFB 12	FP MPT.12-X MFF 12	Plug female thread BSP 1/2"
	FP MPT.12-X MNB 12	FP MPT.12-X MNF 12	Plug female thread NPT 1/2"

Connections	Scheme
6	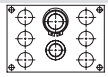
10	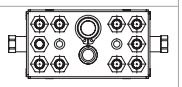
12	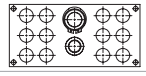
18	
20	

Spare parts

N	Code	Description
1	ELH 12/12-90	Male BSP 1/2" - 90° elbow with standard hose tail Ø 12mm
	ELH 12/16-90	Male BSP 1/2" - 90° elbow with standard hose tail Ø 16mm
2	ELP 12/13-90	Male BSP 1/2" - 90° elbow with clampless hose tail Ø 13mm
	ELP 12/16-90	Male BSP 1/2" - 90° elbow with clampless hose tail Ø 16mm
3	MHA 12/12	Male BSP 1/2" adapter with standard hose tail Ø 12mm
	MHA 12/16	Male BSP 1/2" adapter with standard hose tail Ø 16mm
4	MPA 12/13	Male BSP 1/2" adapter with clampless hose tail Ø 13mm
	MPA 12/16	Male BSP 1/2" adapter with clampless hose tail Ø 16mm
5	M MPT.12 MFB 12	Plug female thread BSP 1/2" with valve
	M MPT.12 MFF 12	Plug female thread BSP 1/2" without valve
6	MFE 12/12-34	Male female extension BSP 1/2"
7	FP MPT.12-X	Fixed part not equipped

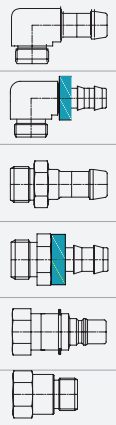

Option: PAT

MPT 12.MOB.34.KV.PAT

Multicoupling Series MPT
Dimensions

12mm

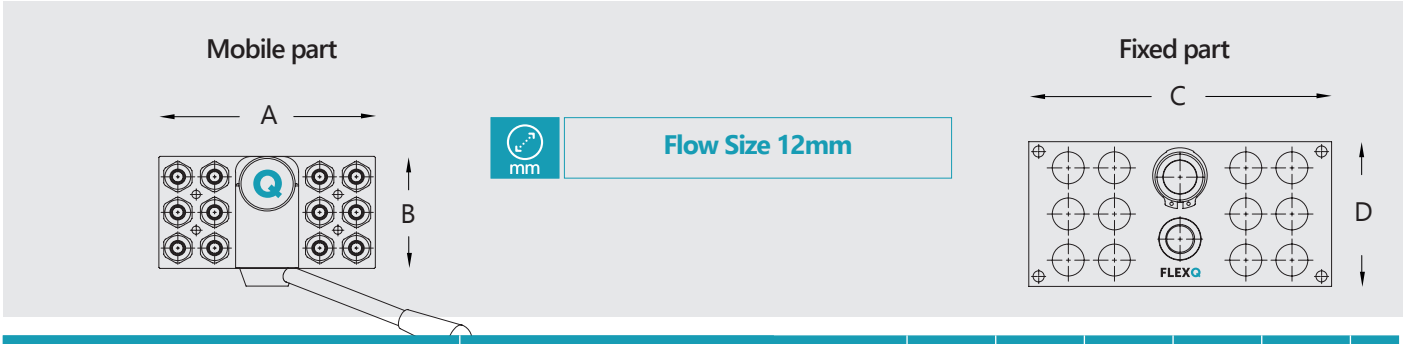

Mobile part	Fixed part	A	B	C	D	n	DN
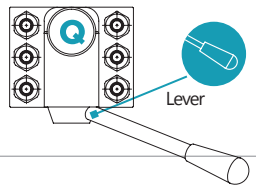	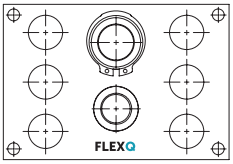	136	110	160	110	6	12
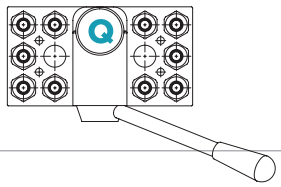	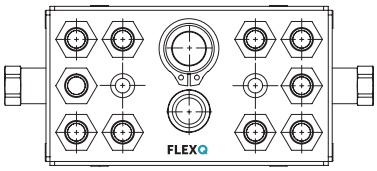	203	110	216	120	10	12
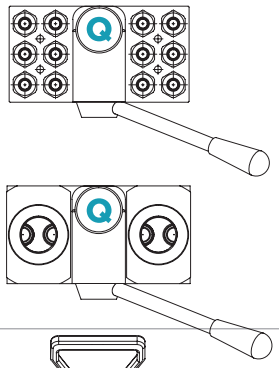	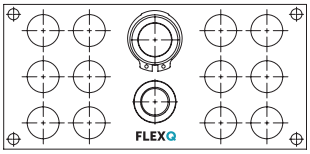	203	110	230	110	12	12
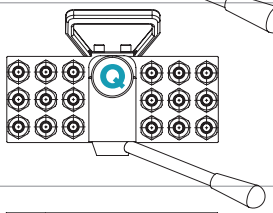	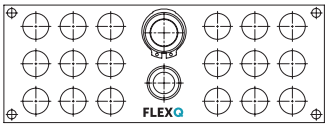	270	110	300	110	18	12
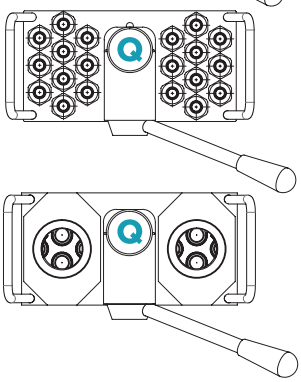	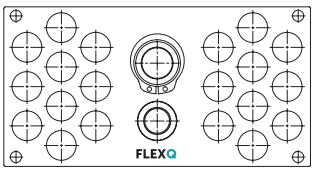	250	130	250	130	20	12

Multicoupling Series MPT
Fixed part unequipped

Item code	Fixed plate	Description
FP.MPT.12-06	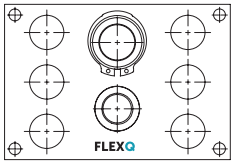	
FP.MPT.12-10	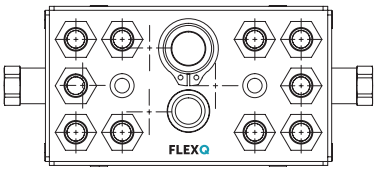	
FP.MPT.12-12	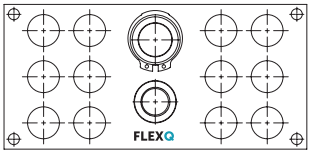	
FP.MPT.12-18	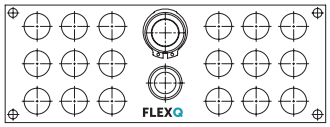	
FP.MPT.12-20	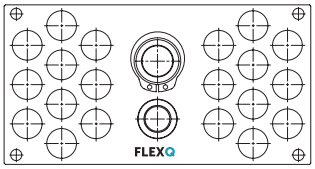	

Multicoupling Series MPT
Mobile part Item Code

16mm

MP MPT 16 - C - X

MP	Mobile part
MPT	MPT profile
16	Flow size
C	Connections
X	Socket insert

10	5 Circuits
12	6 Circuits

Socket with valve	
	FHB 16 Standard hose type Ø 16mm FHB 19 Standard hose type Ø 19mm
	FPB 16 Clampless hose type Ø 16mm FPB 19 Clampless hose type Ø 19mm
	FFB 34 Female thread BSP 3/4"

Socket without valve	
	FHF 16 Standard hose type Ø 16mm FHF 19 Standard hose type Ø 19mm
	FPF 16 Clampless hose type Ø 16mm FPF 19 Clampless hose type Ø 19mm
	FFF 34 Female thread BSP 3/4"

Multicoupling Series MPT
Fixed part Item Codes

FP MPT 16 C - X

Plug insert	X
Connections	C

10	5 Circuits
12	6 Circuits

Flow size	16
MPT profile	MPT
Fixed part	FP

Plug with valve	
	MFB 34 Female thread BSP 3/4" at the alu block (Plug with valve)

Plug without valve	
	MFF 34 Female thread BSP 3/4" at the alu block (Plug without valve)

Multicoupling Series MPT
Mobile part Item Equipment

16mm

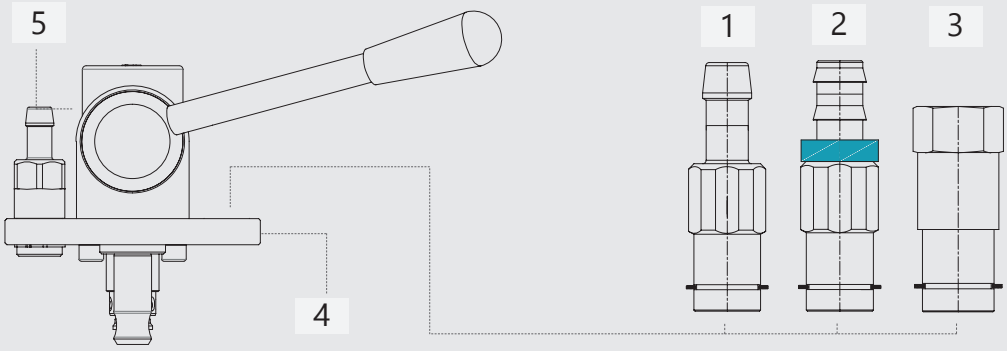

Assemblies

N	With valve	Without valve	Description
1	MP MPT.16-**X** FHB 16	MP MPT.16-**X** FHF 16	Standard hose tail Ø 16mm
	MP MPT.16-**X** FHB 19	MP MPT.16-**X** FHF 19	Standard hose tail Ø 19mm
2	MP MPT.16-**X** FPB 16	MP MPT.16-**X** FPF 16	Clampless hose tail Ø 16mm
	MP MPT.16-**X** FPB 19	MP MPT.16-**X** FPF 19	Clampless hose tail Ø 19mm
3	MP MPT.16-**X** FFB 34	MP MPT.16-**X** FFF 34	Female thread BSP 3/4"
	MP MPT.16-**X** FNB 34	MP MPT.16-**X** FNF 34	Female thread NPT 3/4"

Connections	Scheme
10	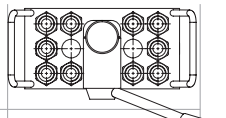
12	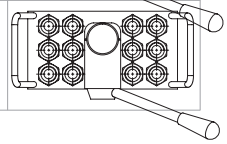

Spare parts

N	With valve	Without valve	Description
1	M MPT.16 FHB 16	M MPT.16 FHF 16	Socket with standard hose tail Ø 16mm
	M MPT.16 FHB 19	M MPT.16 FHF 19	Socket with standard hose tail Ø 19mm
2	M MPT.16 FPB 16	M MPT.16 FPF 16	Socket with clampless hose tail Ø 16mm
	M MPT.16 FPB 19	M MPT.16 FPF 19	Socket with clampless hose tail Ø 19mm
3	M MPT.16 FFB 34	M MPT.16 FFF 34	Socket with female thread BSP 3/4"
	M MPT.16 FNB 34	M MPT.16 FNF 34	Socket with female thread NPT 3/4"

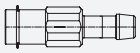

N		Description
4	MP MPT.16-**12**	Mobile part only with locking unit
5	L-UNIT BG2	Locking unit size 2

Multicoupling Series MPT
Fixed part Item Equipment

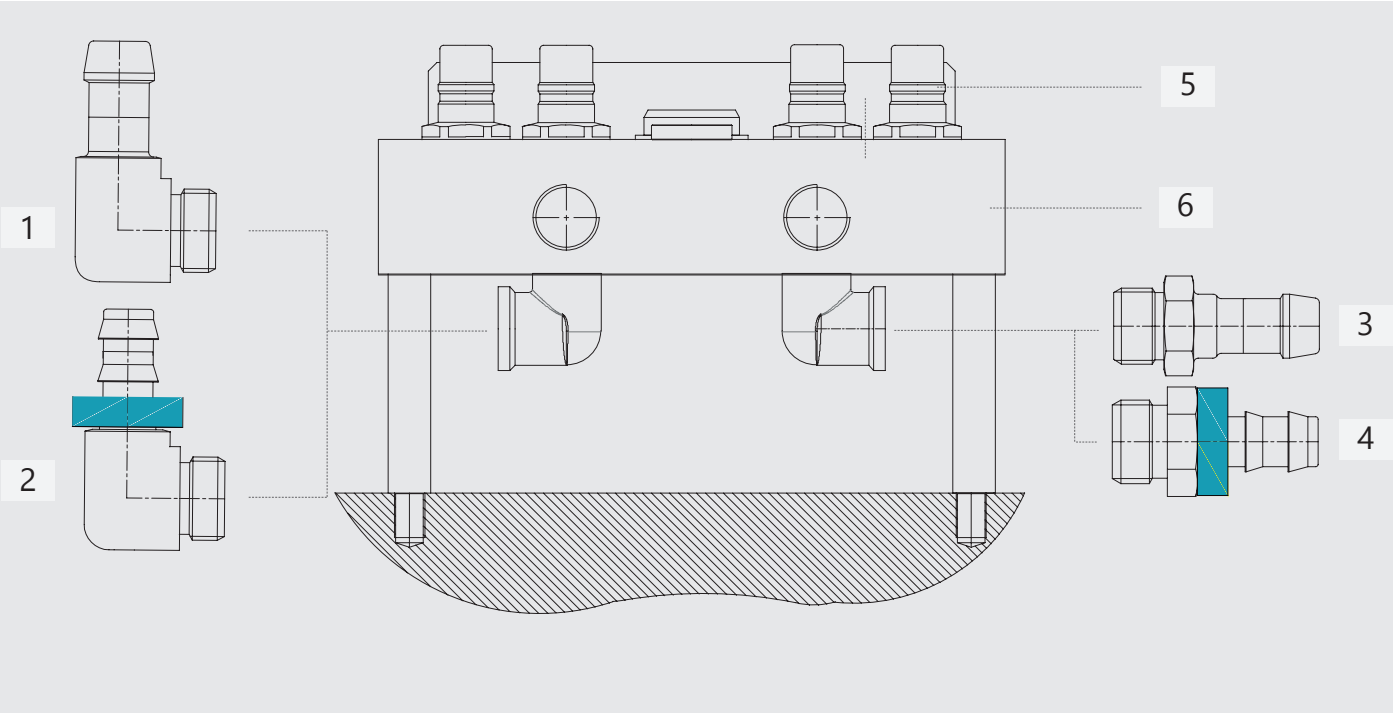

Assemblies

N	With valve	Without valve	Description	Connections	Scheme
1	FP MPT.16-X MHB 16-90	FP MPT.16-X MHF 16-90	Plug + 90° elbow with standard hose tail Ø 16mm	10	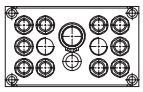
	FP MPT.16-X MHB 19-90	FP MPT.16-X MHF 19-90	Plug + 90° elbow with standard hose tail Ø 19mm		
2	FP MPT.16-X MPB 16-90	FP MPT.16-X MPF 16-90	Plug + 90° elbow with clampless hose tail Ø 16mm	12	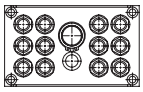
	FP MPT.16-X MPB 19-90	FP MPT.16-X MPF 19-90	Plug + 90° elbow with clampless hose tail Ø 19mm		
3	FP MPT.16-X MHB 16	FP MPT.16-X MHF 16	Plug + adapter with standard hose tail Ø 16mm		
	FP MPT.16-X MHB 19	FP MPT.16-X MHF 19	Plug + adapter with standard hose tail Ø 19mm		
4	FP MPT.16-X MPB 16	FP MPT.16-X MPF 16	Plug + adapter with clampless hose tail Ø 16mm		
	FP MPT.16-X MPB 19	FP MPT.16-X MPF 19	Plug + adapter with clampless hose tail Ø 19mm		
5	FP MPT.16-X MFB 34	FP MPT.16-X MFF 34	Plug mounted in alublock - exit female thread BSP 3/4"		
	FP MPT.16-X MNB 34	FP MPT.16-X MNF 34	Plug mounted in alublock - exit female thread NPT 3/4"		

Spare parts

N		Description	
1	ELH 34/16-90	Male BSP 3/4" - 90° elbow with standard hose tail Ø 16mm	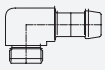
	ELH 34/19-90	Male BSP 3/4" - 90° elbow with standard hose tail Ø 19mm	
2	ELP 34/16-90	Male BSP 3/4" - 90° elbow with clampless hose tail Ø 16mm	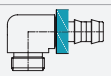
	ELP 34/19-90	Male BSP 3/4" - 90° elbow with clampless hose tail Ø 19mm	
3	MHA 34/16	Male BSP 3/4" adapter with standard hose tail Ø 16mm	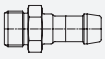
	MHA 34/19	Male BSP 3/4" adapter with standard hose tail Ø 19mm	
4	MPA 34/16	Male BSP 3/4" adapter with clampless hose tail Ø 16mm	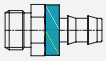
	MPA 34/19	Male BSP 3/4" adapter with clampless hose tail Ø 19mm	
5	MPT.16 MMB 10	Plug female thread BSP 1" with valve	
	MPT.16 MMF 10	Plug female thread BSP 1" without valve	
6	FP MPT.16-12 BLK	Fixed part not equipped	

Option: PAT

MPT 16.MB.10.KV.PAT

Multicoupling Series MPT
Dimensions

16mm

Mobile part

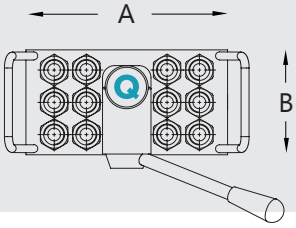

Flowsize 16mm

Fixed part

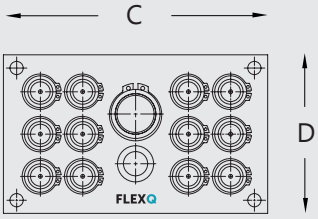

Mobile part	Fixed part	A	B	C	D	n	DN
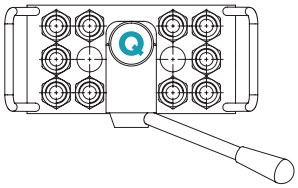	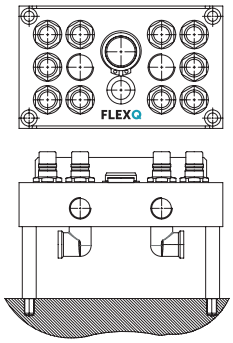	250	130	250	150	10	16
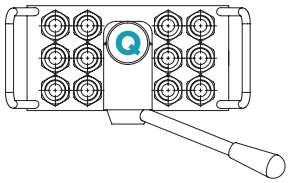	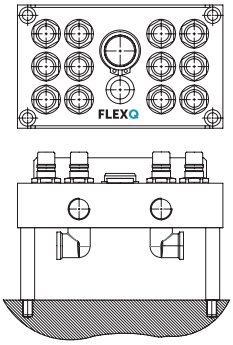	250	130	250	150	12	16
	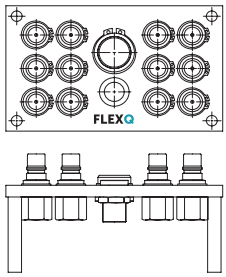	250	130	250	150	12	16

Multicoupling Series MPT
Fixed part unequipped

Item code	Fixed plate	Description
FP.MPT.16-12-BLK/AL	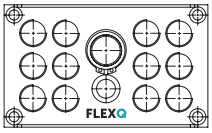	Unequipped aluminum plate Outlet holes 3/4" BSP Nipple holes 1" BSP
FP.MPT.16-12-BLK/ST/CN	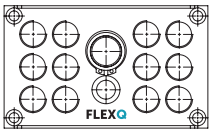	Unequipped steel plate chemical nickel plated Outlet holes 3/4" BSP Nipple holes 1" BSP
FP.MPT.16-12	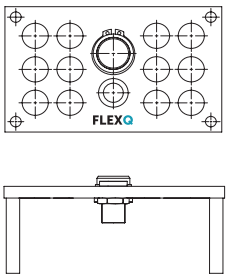	

SERIE MXT

FLEXQ CONNECTORS

MXT

Flow Size
MXT 09 - 9 mm

n Number of Connections
MXT 09 - 6-20

Pressure	Temperature range max.	
16 bar	-5°C +160°C FPM (V) -5°C +200°C FPM (V)	Water Heating Oil

SPECIFICATIONS

Tool set-up optimization through central locking
Avoidance of mistakes through fixed position hoses on the plates
Many connection options

OPTIONS

Colour coding of the plates
Stainless Steel option for plates, connectors and locking unit
High temperature option for connectors
Safety locking unit

APPLICATIONS

Thermo regulation
Injection moulding
Die casting
Test benches




Lever
Locking unit
Plate mobile side
Socket insert
Plug insert
Side protection plates
Plate Fixed part
FLEXQ

Multicoupling Series MXT
Mobile part Item Codes

9mm

MP MXT 09 - C - X

MP	Mobile part
MXT	MXT profile
09	Flow size
C	Connections

6	3 Circuits
12	6 Circuits
20	10 Circuits

X	Socket insert / Kupplung-

	Socket with valve
	FHB 10 Standard hose type Ø 10mm FHB 12 Standard hose type Ø 12mm
	FPB 10 Clampless hose type Ø 10mm FPB 13 Clampless hose type Ø 13mmm
	FFB 38 Female thread BSP 3/8”

	Socket without valve
	FHF 10 Standard hose type Ø 10mm FHF 12 Standard hose type Ø 12mm
	FPF 10 Clampless hose type Ø 10mm FPF 13 Clampless hose type Ø 13mm
	FFF 38 Female thread BSP 3/8”

Multicoupling Series MXT
Fixed part Item Codes

FP MXT 09 C - X - Y

Elbow	Y
Plug insert	X
Connections	C
Flow size	09
MXT profile	MXT
Fixed part	FP

6	3 Circuits
12	6 Circuits
20	10 Circuits

Plug with valve	
	MHB 10 Standard hose type Ø 10mm MHB 12 Standard hose type Ø 12mm
	MPB 10 Clampless hose type Ø 10mm MPB 13 Clampless hose type Ø 13mm
	MFB 38 Female thread BSP 3/8"

Plug without valve	
	MHF 10 Standard hose type Ø 10mm MHF 12 Standard hose type Ø 12mm
	MPF 10 Clampless hose type Ø 10mm MPF 13 Clampless hose type Ø 13mm
	MFF 38 Female thread BSP 3/8"

Multicoupling Series MXT
Mobile part Item Equipment

9mm

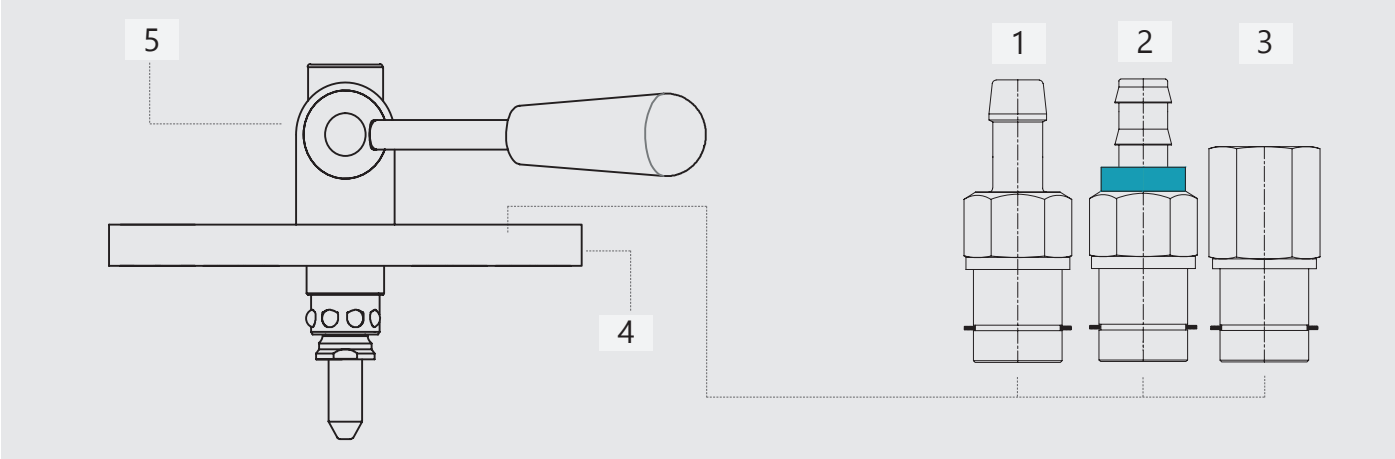

Assemblies

N	With valve	Without valve	Description
1	MP MXT.09-X FHB 10	MP MXT.09-X FHF 10	Standard hose tail Ø 10mm
	MP MXT.09-X FHB 12	MP MXT.09-X FHF 12	Standard hose tail Ø 12mm
2	MP MXT.09-X FPB 10	MP MXT.09-X FPF 10	Clampless hose tail Ø 10mm
	MP MXT.09-X FPB 13	MP MXT.09-X FPF 13	Clampless hose tail Ø 13mm
3	MP MXT.09-X FFB 38	MP MXT.09-X FFF 38	Female thread BSP 3/8"
	MP MXT.09-X FNB 38	MP MXT.09-X FNF 38	Female thread NPT 3/8"

Connections	Scheme
6	
12	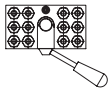
12C	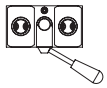
20	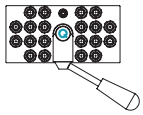

Spare parts

N	With valve	Without valve	Description
1	M MXT.09 FHB 10	M MXT.09 FHF 10	Socket with standard hose tail Ø 10mm
	M MXT.09 FHB 12	M MXT.09 FHF 12	Socket with standard hose tail Ø 12mm
2	M MXT.09 FPB 10	M MXT.09 FPF 10	Socket with clampless hose tail Ø 10mm
	M MXT.09 FPB 13	M MXT.09 FPF 13	Socket with clampless hose tail Ø 13mm
3	M MXT.09 FFB 38	M MXT.09 FFF 38	Socket with female thread BSP 3/8"
	M MXT.09 FNB 38	M MXT.09 FNF 38	Socket with female thread NPT 3/8"

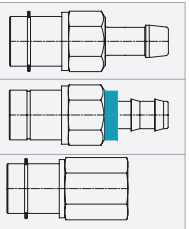

N	Code	Description
4	MP MXT.09-X	Mobile part only with locking unit
5	L-UNIT BG1	Locking unit size 1

FLEXQ CONNECTORS

Multicoupling Series MXT
Fixed part Item Equipment

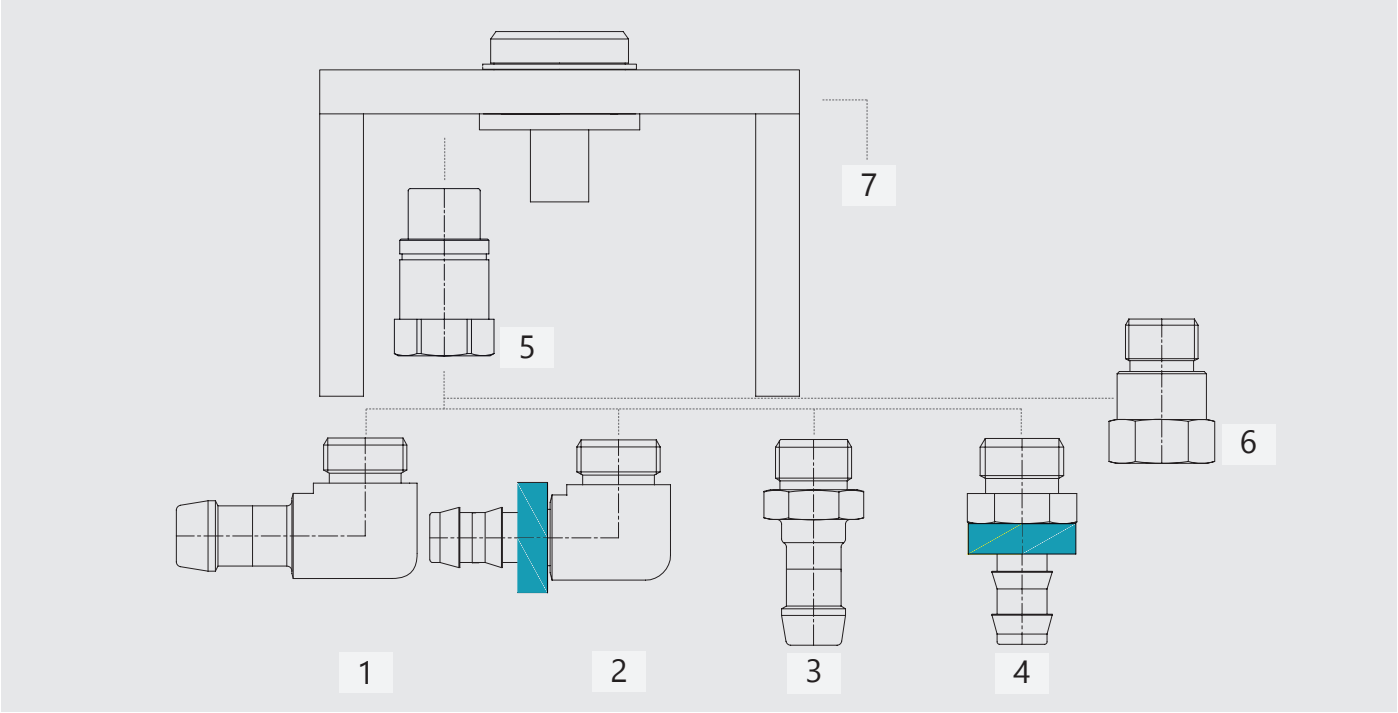

Assemblies

N	With valve	Without valve	Description
1	FP MXT.09-X MHB 10-90	FP MXT.09-X MHF 10-90	Plug + 90° elbow with standard hose tail Ø 10mm
	FP MXT.09-X MHB 12-90	FP MXT.09-X MHF 12-90	Plug + 90° elbow with standard hose tail Ø 12mm
2	FP MXT.09-X MPB 10-90	FP MXT.09-X MPF 10-90	Plug + 90° elbow with clampless hose tail Ø 10mm
	FP MXT.09-X MPB 13-90	FP MXT.09-X MPF 13-90	Plug + 90° elbow with clampless hose tail Ø 13mm
3	FP MXT.09-X MHB 10	FP MXT.09-X MHF 10	Plug + adapter with standard hose tail Ø 10mm
	FP MXT.09-X MHB 12	FP MXT.09-X MHF 12	Plug + adapter with standard hose tail Ø 12mm
4	FP MXT.09-X MPB 10	FP MXT.09-X MPF 10	Plug + adapter with clampless hose tail Ø 10mm
	FP MXT.09-X MPB 13	FP MXT.09-X MPF 13	Plug + adapter with clampless hose tail Ø 13mm
5	FP MXT.09-X MFB 38	FP MXT.09-X MFF 38	Plug female thread BSP 3/8"
	FP MXT.09-X MNB 38	FP MXT.09-X MNF 38	Plug female thread NPT 3/8"

Connections	Scheme
6	
12	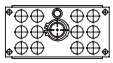
20	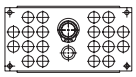

Spare parts

	Code	Description	
1	ELH 38/10-90	Male BSP 3/8" - 90° elbow with standard hose tail Ø 10mm	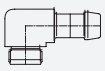
	ELH 38/12-90	Male BSP 3/8" - 90° elbow with standard hose tail Ø 12mm	
2	ELP 38/10-90	Male BSP 3/8" - 90° elbow with clampless hose tail Ø 10mm	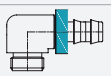
	ELP 38/13-90	Male BSP 3/8" - 90° elbow with clampless hose tail Ø 13mm	
3	MHA 38/10	Male BSP 3/8" adapter with standard hose tail Ø 10mm	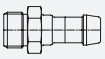
	MHA 38/12	Male BSP 3/8" adapter with standard hose tail Ø 12mm	
4	MPA 38/10	Male BSP 3/8" adapter with clampless hose tail Ø 10mm	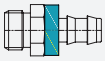
	MPA 38/13	Male BSP 3/8" adapter with clampless hose tail Ø 13mm	
5	M MXT.09 MFB 38	Plug female thread BSP 3/8" with valve	
	M MXT.09 MFF 38	Plug female thread BSP 3/8" without valve	
6	MFE 38/38-20	Male female extension BSP 3/8"	
7	FP MXT.09-X	Fixed part not equipped	

Multicoupling Series MXT
Dimensions

9mm

Mobile part

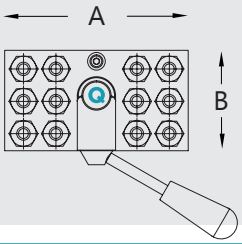

Flow Size 10mm

Fixed part

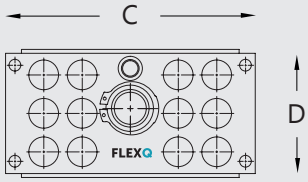

Mobile part	Fixed part	A	B	C	D	n	DN
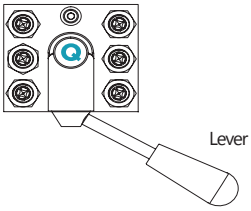		105	96	135	99	6	9
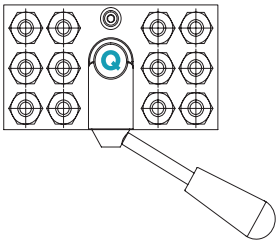 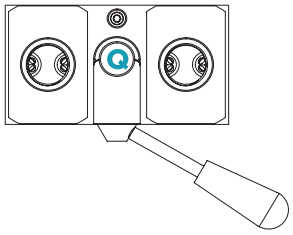		190	95	190	105	12	9
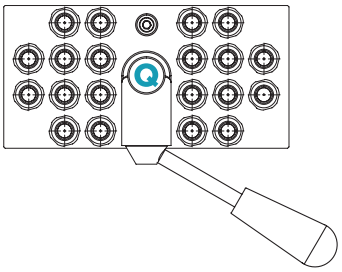	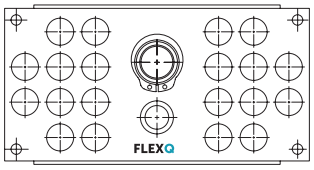	230	126.5	230	136.5	20	9

Multicoupling Series MXT
Fixed part unequipped

Item code	Fixed plate	Description
FP.MXT.09-06	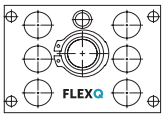	
FP.MXT.09-12		
FP.MXT.09-20	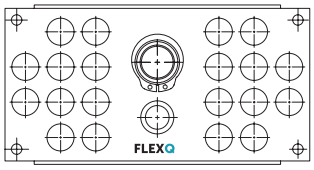	

SERIE RPT

FLEXQ CONNECTORS

RPT

Flow Size
RPT 10 - 10 mm RPT 12 - 12 mm

Number of Connections
RPT 10 - 6-24 RPT 12 - 6-18

Pressure	Temperature range
16 bar	-5°C +160°C FPM (V) Water -5°C +200°C FPM (V) Heating Oil

SPECIFICATIONS

Tool set-up optimization through central locking
Avoidance of mistakes through fixed position hoses on the plates
Many connection options
The connectors are compatible with the monocouplings of the series (RPT) series (RPT)

OPTIONS

Colour coding of the plates
Stainless Steel option for plates, connectors and locking unit
High temperature option for connectors
Safety locking unit

APPLICATIONS

Thermo regulation
Injection moulding
Die casting
Test benches




Lever
Locking unit
Plate mobile side
Socket insert
Plug insert
Side protection plates
Plate Fixed part
FLEXQ

Multicoupling Series RPT
Mobile part Item Codes

10mm

MP RPT 10 - C - X

MP	Mobile part / Maschinenseite
RPT	RPT profile / RPT Profil
10	Flow size / Nennweite
C	Connections / Anschlüsse

6	3 Circuits
10	5 Circuits
12	6 Circuits
16	8 Circuits
20	10 Circuits
24	12 Circuitse

X	Socket insert / Kupplung-

Socket with valve / Kupplungseinsatz mit Ventil	
	FHB 10 Standard hose type Ø 10mm / Standardschlauchtülle Ø 10mm FHB 12 Standard hose type Ø 12mm / Standardschlauchtülle Ø 12mm
	FPB 10 Clampless hose type Ø 10mm / Schnellstecktülle Ø 10mm FPB 13 Clampless hose type Ø 13mm / Schnellstecktülle Ø 13mm
	FFB 38 Female thread BSP 3/8" / Innengewinde BSP 3/8"

Socket without valve / Kupplungseinsatz ohne Ventil	
	FHF 10 Standard hose type Ø 10mm / Standardschlauchtülle Ø 10mm FHF 12 Standard hose type Ø 12mm / Standardschlauchtülle Ø 12mm
	FPF 10 Clampless hose type Ø 10mm / Schnellstecktülle Ø 10mm FPF 13 Clampless hose type Ø 13mm / Schnellstecktülle Ø 13mm
	FFF 38 Female thread BSP 3/8" / Innengewinde BSP 3/8"

Multicoupling Series RPT
Fixed part Item Codes

FP RPT 10 C - X - Y

Elbow / Winkel	Elbow	Y
Plug insert / Nippeleinsatz	Plug insert	X
Connections / Anschlüsse	Connections	C

6	3 Circuits
10	5 Circuits
12	6 Circuits
16	8 Circuits
20	10 Circuits
24	12 Circuits

Flow size / Nennweite	Flow size	10
RPT profile / RPT Profil	RPT Profile	RPT
Fixed part / Werkzeugteil	Fixed part	FP

Plug with valve / Nippeleinsatz mit Ventil	
	MHB 10 Standard hose type Ø 10mm / Standardschlauchtülle Ø 10mm MHB 12 Standard hose type Ø 12mm / Standardschlauchtülle Ø 12mm
	MPB 10 Clampless hose type Ø 10mm / Schnellstecktülle Ø 10mm MPB 13 Clampless hose type Ø 13mm / Schnellstecktülle Ø 13mm
	MFB 38 Female thread BSP 3/8" / Innengewinde BSP 3/8"

Plug without valve / Nippeleinsatz ohne Ventil	
	MHF 10 Standard hose type Ø 10mm / Standardschlauchtülle Ø 10mm MHF 12 Standard hose type Ø 12mm / Standardschlauchtülle Ø 12mm
	MPF 10 Clampless hose type Ø 10mm / Schnellstecktülle Ø 10mm MPF 13 Clampless hose type Ø 13mm / Schnellstecktülle Ø 13mm
	MFF 38 Female thread BSP 3/8" / Innengewinde BSP 3/8"

Multicoupling Series RPT
Mobile part Item Equipment

10mm

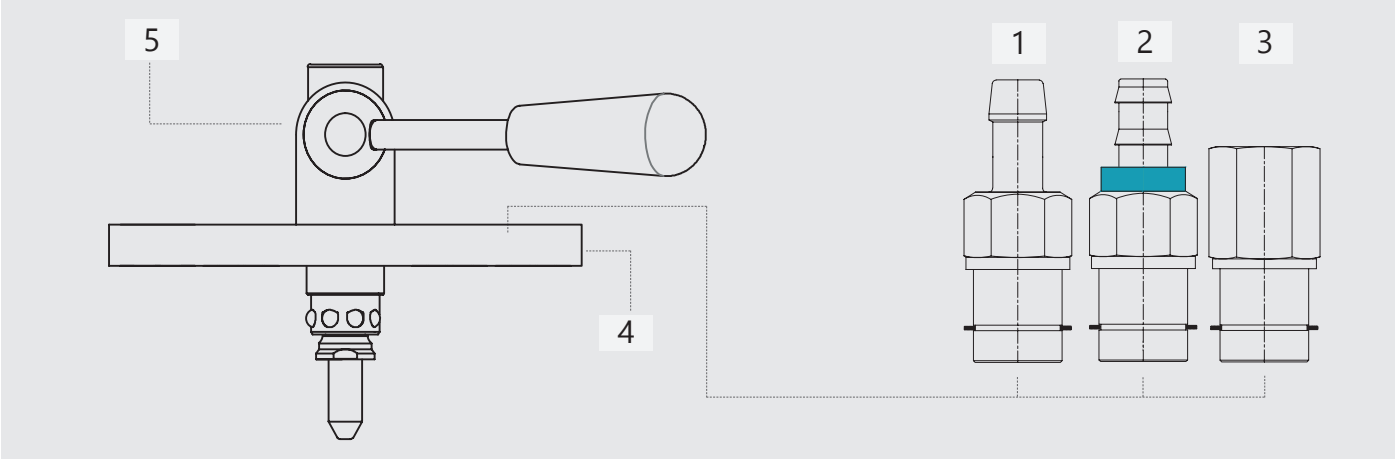

Assemblies

N	With valve	Without valve	Description
1	MP RPT.10-X FHB 10	MP RPT.10-X FHF 10	Standard hose tail Ø 10mm
	MP RPT.10-X FHB 12	MP RPT.10-X FHF 12	Standard hose tail Ø 12mm
2	MP RPT.10-X FPB 10	MP RPT.10-X FPF 10	Clampless hose tail Ø 10mm
	MP RPT.10-X FPB 13	MP RPT.10-X FPF 13	Clampless hose tail Ø 13mm
3	MP RPT.10-X FFB 38	MP RPT.10-X FFF 38	Female thread BSP 3/8"
	MP RPT.10-X FNB 38	MP RPT.10-X FNF 38	Female thread NPT 3/8"

Connections	Scheme
6	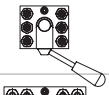
10	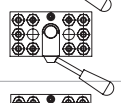
12	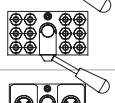
12C	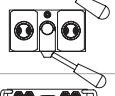
16	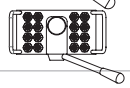
20	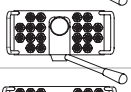
24	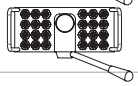

Spare parts

N	With valve	Without valve	Description
1	M RPT.10 FHB 10	M RPT.10 FHF 10	Socket with standard hose tail Ø 10mm
	M RPT.10 FHB 12	M RPT.10 FHF 12	Socket with standard hose tail Ø 12mm
2	M RPT.10 FPB 10	M RPT.10 FPF 10	Socket with clampless hose tail Ø 10mm
	M RPT.10 FPB 13	M RPT.10 FPF 13	Socket with clampless hose tail Ø 13mm
3	M RPT.10 FFB 38	M RPT.10 FFF 38	Socket with female thread BSP 3/8"
	M RPT.10 FNB 38	M RPT.10 FNF 38	Socket with female thread NPT 3/8"

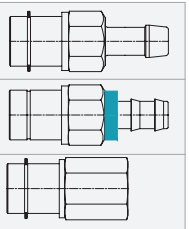

N	Code	Description
4	MP RPT.10-X	Mobile part only with locking unit
5	L-UNIT BG3	Locking unit size 3 (Connections 6/10/12)
	L-UNIT BG4	Locking unit size 4 (Connections 16/20/24)

FLEXQ CONNECTORS

Multicoupling Series RPT
Fixed part Item Equipment

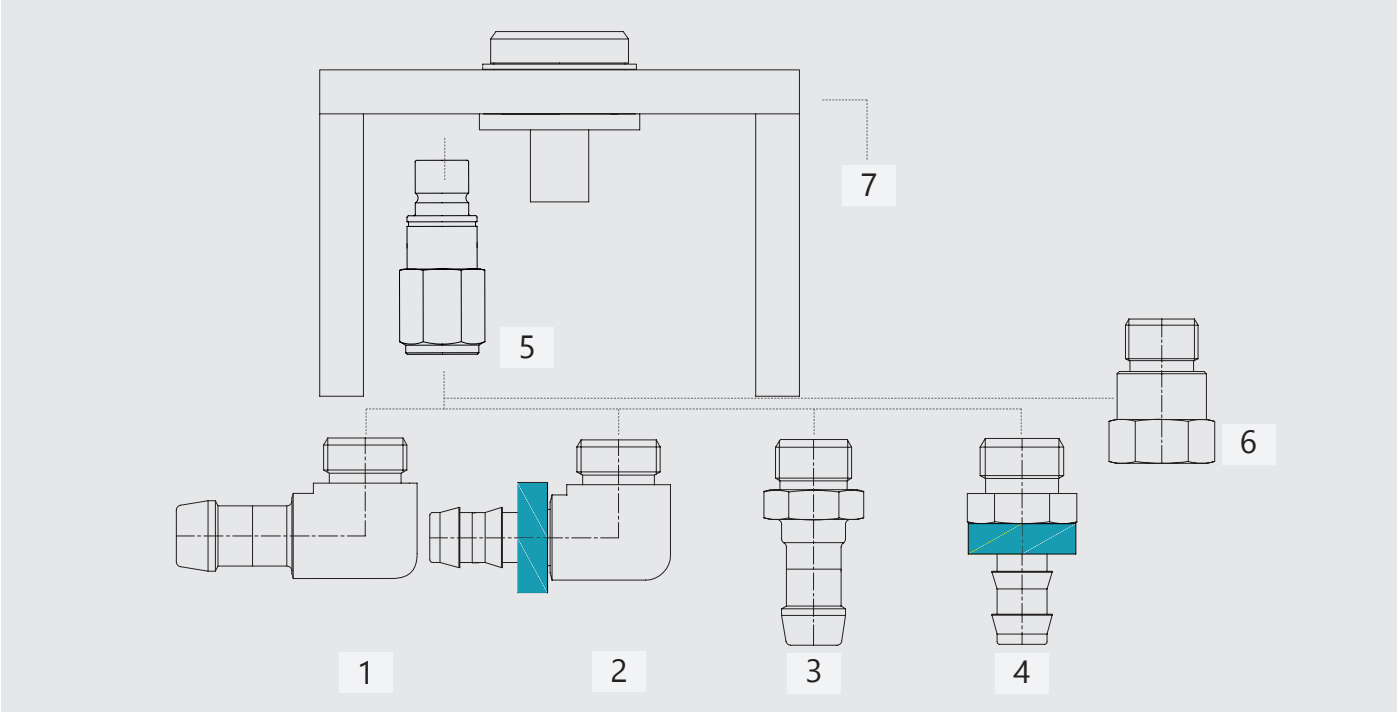

Assemblies

N	With valve	Without valve	Description	Connections	Scheme
1	FP RPT.10-X MHB 10-90	FP RPT.10-X MHF 10-90	Plug + 90° elbow with standard hose tail Ø 10mm	6	
	FP RPT.10-X MHB 12-90	FP RPT.10-X MHF 12-90	Plug + 90° elbow with standard hose tail Ø 12mm		
2	FP RPT.10-X MPB 10-90	FP RPT.10-X MPF 10-90	Plug + 90° elbow with clampless hose tail Ø 10mm	10	
	FP RPT.10-X MPB 13-90	FP RPT.10-X MPF 13-90	Plug + 90° elbow with clampless hose tail Ø 13mm		
3	FP RPT.10-X MHB 10	FP RPT.10-X MHF 10	Plug + adapter with standard hose tail Ø 10mm	12	
	FP RPT.10-X MHB 12	FP RPT.10-X MHF 12	Plug + adapter with standard hose tail Ø 12mm		
4	FP RPT.10-X MPB 10	FP RPT.10-X MPF 10	Plug + adapter with clampless hose tail Ø 10mm	16	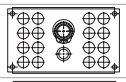
	FP RPT.10-X MPB 13	FP RPT.10-X MPF 13	Plug + adapter with clampless hose tail Ø 13mm		
5	FP RPT.10-X MFB 38	FP RPT.10-X MFF 38	Plug female thread BSP 3/8"	20	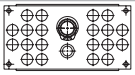
	FP RPT.10-X MNB 38	FP RPT.10-X MNF 38	Plug female thread NPT 3/8"		
				24	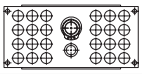

Spare parts

	Code	Description	
1	ELH 38/10-90	Male BSP 3/8" - 90° elbow with standard hose tail Ø 10mm	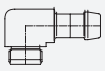
	ELH 38/12-90	Male BSP 3/8" - 90° elbow with standard hose tail Ø 12mm	
2	ELP 38/10-90	Male BSP 3/8" - 90° elbow with clampless hose tail Ø 10mm	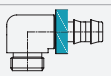
	ELP 38/13-90	Male BSP 3/8" - 90° elbow with clampless hose tail Ø 13mm	
3	MHA 38/10	Male BSP 3/8" adapter with standard hose tail Ø 10mm	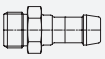
	MHA 38/12	Male BSP 3/8" adapter with standard hose tail Ø 12mm	
4	MPA 38/10	Male BSP 3/8" adapter with clampless hose tail Ø 10mm	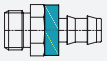
	MPA 38/13	Male BSP 3/8" adapter with clampless hose tail Ø 13mm	
5	M RPT.10 MFB 38	Plug female thread BSP 3/8" with valve	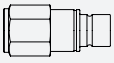
	M RPT.10 MFF 38	Plug female thread BSP 3/8" without valve	
6	MFE 38/38-20	Male female extension BSP 3/8"	
7	FP RPT.10-X	Fixed part not equipped	

Multicoupling Series RPT
Dimensions

10mm

Mobile part / Mobilmaschinenseite

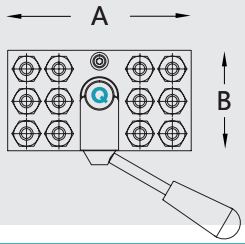

Flow Size 10mm

Fixed part / Fixed Werkzeugseite

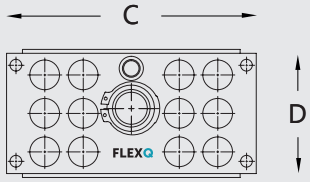

Mobile part	Fixed part	A	B	C	D	n	DN
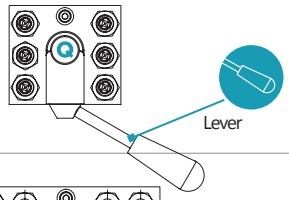		105	93	132	95	6	10
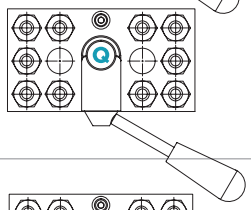	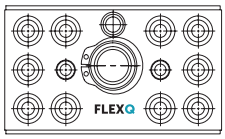	170	104	172	94	10	10
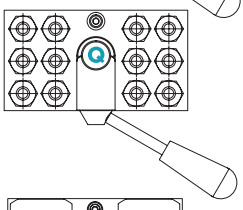 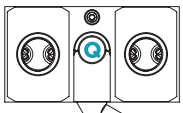		170	104	195	94	12	10
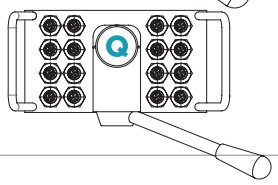	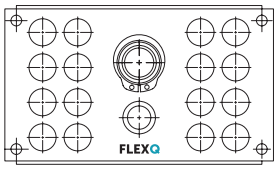	230	129	230	130	16	10
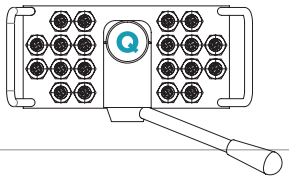	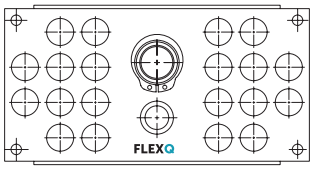	260	129	260	130	20	10
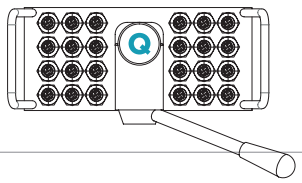	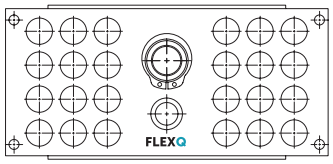	265	129	285	130	24	10

Multicoupling Series RPT
Fixed part unequipped

Item code	Fixed plate	Description
FP.RPT.10-06		
FP.RPT.10-10	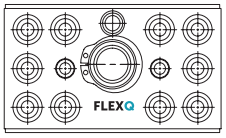	
FP.RPT.10-12		
FP.RPT.10-16	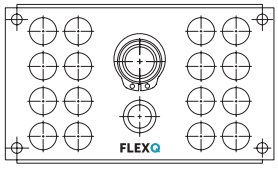	
FP.RPT.10-20	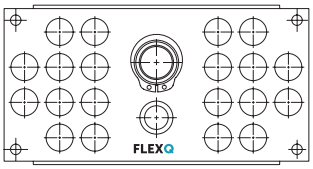	
FP.RPT.10-24	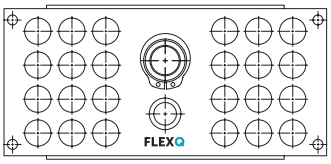	

FLEXQ
CONNECTORS

Collectors
for fluids and pneumatics



Collectors

LINKING PRECISION WITH PERFORMANCE

Examples






SERIE AV

STANDARD CITO

FLEXQ CONNECTORS

AV	
Inlet (mm)	Number of outlets (n)
3/4″ 1″ 1 1/4″ 1 1/2″ 2″	2 - 8

Pressure (max.)	Temperature range (max.)
0 - 30 bar	-20°C +200°C

Includes end caps, mounting screws are not included

The anodized aluminum is not suitable for corrosive liquids (high chlorine content)

OPTIONS

Colours and design according to customer requirements
Anodized

APPLICATIONS

Injection moulding
Die casting

With separator divided in the middle

Option R/B

FLEXQ CONNECTORS

ITEM CODE

AV T1 I - T2 O - S - N- C

- **AV** Aluminium Collector
- **T1** Thread type inlet
- **I** Thread Inlet
- **T2** Thread type outlet
- **O** Thread outlet
- **S** Scheme
- **N** Number exits
- **C** Colour

Thread type

T1/ T2	Thread type
G	BSP
N	NPT

Inlet

I	Thread size
34	3/4"
10	1"
114	1 1/4"
112	1 1/2"
20	2"

Outlets

O	Thread size
14	1/4"
38	3/8"
12	1/2"
34	3/4"

Scheme

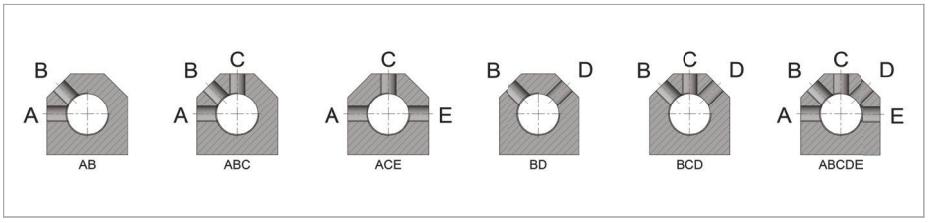

Colour

C	Colour
R	Red
B	Blue
R/B	Red-Blue
N	Anodized

EXAMPLE CODE

AV G10-G14-BCD-6 -R

DIMENSIONS

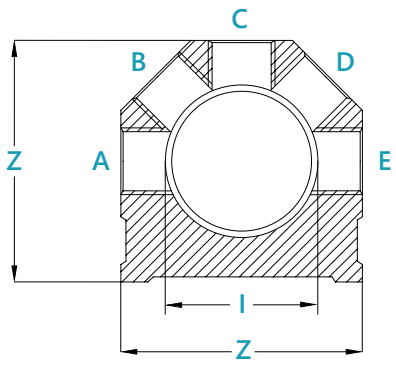

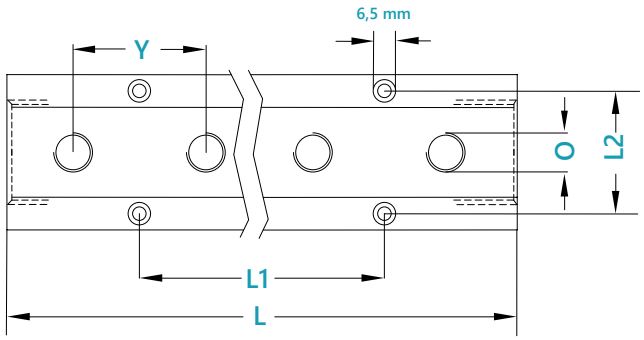

I Inlet	O Outlet	N Outlets on one side	L Length	L1 Distance between mounting holes	L2 Distance between mounting holes	Y Distance between exits	Z Height
3/4″	1/4″ 3/8″ A AC ACE BD	2 4 6 8	70 120 172 222	0 50,8 101,6 152,4	35	25,4	44,5
1″	1/4″ 3/8″ A AC ACE BD	2 4 6 8	95 159 222 286	0 63,5 127 190,5	38,1	31,75	50,8
1 1/4″	1/4″ 3/8″ 1/2″	2 4 6 8	152 254 355 457	0 101,6 203,2 304,8	47,6	50,8	63,5
1 1/2″	1/4″ 3/8″ 1/2″	2 4 6 8	152 254 355 457	0 101,6 203,2 304,8	57,2	50,8	76,2
2″	3/8″ 1/2″ 3/4″	2 4 6 8	203 305 432 559	0 127 254 381	72,4	63,50	89,0

SERIE AVS

STACKABLE ALUMINIUM COLLECTORS

FLEXQ CONNECTORS



AVS	
Inlet (mm)	Number of outlets (n)
3/4″ 1″	4 - 16

Pressure (max.)	Temperature range (max.)
0 - 30 bar	-20°C +200°C

End caps and mounting screws are not included

OPTIONS

Colours and design according to customer requirements

APPLICATIONS

Injection moulding
Die casting

ITEM CODE

AVS T1 I - T2 O - N - C- L

AVS	Aluminium Collector
T1	Thread type inlet
I	Thread Inlet
T2	Thread type outlet
O	Thread outlet
N	Number exits
C	Colour
L	Total length

Thread type

T1/T2	Thread type
G	BSP
N	NPT

Inlet

I	Thread size
34	3/4"
10	1"

Outless

O	Thread size
14	1/4"
38	3/8"
12	1/2"

Colour

C	Colour
R	Red
B	Blue

EXAMPLE CODE

AVS G10-G38-8-R-433

DIMENSIONS

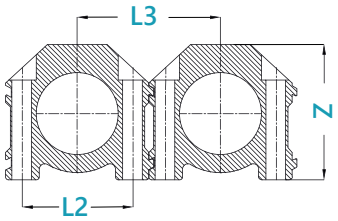

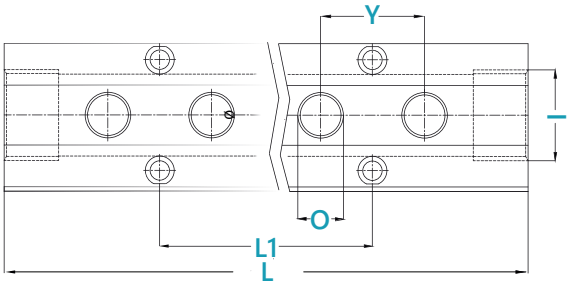

I Inlet	O Outlet	ITEM CODE	N outlets	L Length	L1 Distance between mounting holes	L2 Distance between mounting holes	L3	Y Distance between exits	Z Height
3/4"	1/4"	AVS.G34.G14.4.190 AVS.G34.G14.6.266 AVS.G34.G14.8.342 AVS.G34.G14.10.418	4 6 8 10	190 266 342 418	76 152 228 304	31	45	38	41,5
	3/8"	AVS.G34.G38.4.229 AVS.G34.G38.6.331 AVS.G34.G38.8.433 AVS.G34.G38.10.535	4 6 8 10	229 331 433 535	102 204 306 408			51	
1"	1/4"	AVS.G10.G14.4.190 AVS.G10.G14.6.266 AVS.G10.G14.8.342 AVS.G10.G14.10.418 AVS.G10.G14.12.494 AVS.G10.G14.14.570 AVS.G10.G14.16.646	4 6 8 10 12 14 16	190 266 342 418 494 570 646	76 152 228 304 380 456 532	40,6	53	38	48,5
	3/8"	AVS.G10.G38.4.229 AVS.G10.G38.6.331 AVS.G10.G38.8.433 AVS.G10.G38.10.535 AVS.G10.G38.12.637 AVS.G10.G38.14.739 AVS.G10.G38.16.841	4 6 8 10 12 14 16	229 331 433 535 637 739 841	102 204 306 408 510 612 714			51	
	1/2"	AVS.G10.G12.4.229 AVS.G10.G12.6.331 AVS.G10.G12.8.433 AVS.G10.G12.10.535 AVS.G10.G12.12.637 AVS.G10.G12.14.739 AVS.G10.G12.16.841	4 6 8 10 12 14 16						

SERIE BV

STANDARD BRASS COLLECTORS

FLEXQ CONNECTORS

BV	
Inlet (mm)	Number of outlets (n)
3/4″ 1″ 1 1/4″ 1 1/2″ 2″	3 - 20

Pressure (max.)	Temperature range (max.)
0 - 16 bar	5°C +110°C

End caps and mounting screws are not included

OPTIONS

Colours and design according to customer requirements

APPLICATIONS

Injection moulding
Die casting

Carrierplate for the collector

BV 34/10	BV CP-70
BV 114/112/20	BV CP-150

ITEM CODE

BV T1 I - T2 O - N - C- L

- **BV** Brass Collector
- **T1** Thread type inlet
- **I** Thread Inlet
- **T2** Thread type outlet
- **O** Thread outlet
- **N** Number exits
- **C** Colour
- **L** Total length

Thread type

T1/T2	Thread type
G	BSP
N	NPT

Inlet

I	Thread size
34	3/4"
10	1"
114	1 1/4"
112	1 1/2"
20	2"

Outlets

O	Thread size
14	1/4"
38	3/8"
12	1/2"
34	3/4"
10	1"

Colour

C	Colour
R	Red
B	Blue

EXAMPLE CODE

BV G114-G38-8-R-356

DIMENSIONS

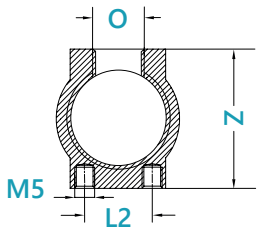

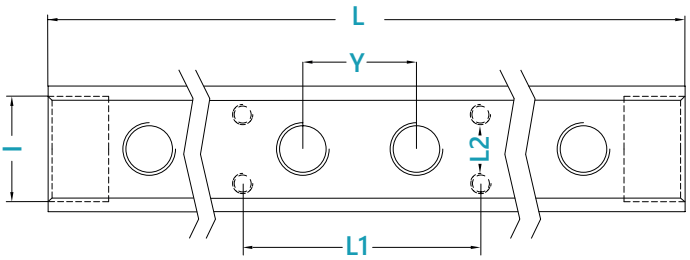

I Inlet	O Outlet	ITEM CODE	N Exits	L Length	L1 Distance between mounting holes	L2 Distance between mounting holes	Y Distance between exits	Z Height
3/4″	1/4″	BV.G34.G14.3.120	3	120	70	17	30	35
		BV.G34.G14.4.150	4	150				
		BV.G34.G14.5.180	5	180				
		BV.G34.G14.6.210	6	210				
		BV.G34.G14.7.240	7	240				
		BV.G34.G14.8.270	8	270				
		BV.G34.G14.9.300	9	300				
		BV.G34.G14.10.330	10	330				
		BV.G34.G14.11.360	11	360				
		BV.G34.G14.12.390	12	390				
	3/8″	BV.G34.G38.4.165	4	165			35	
		BV.G34.G38.5.200	5	200				
		BV.G34.G38.6.235	6	235				
		BV.G34.G38.7.270	7	270				
		BV.G34.G38.8.305	8	305				
		BV.G34.G38.9.340	9	340				
		BV.G34.G38.10.375	10	375				
		BV.G34.G38.11.410	11	410				
		BV.G34.G38.12.445	12	445				
1″	1/4″	BV.G10.G14.4.165	4	165	70	17	35	42
		BV.G10.G14.5.200	5	200				
		BV.G10.G14.6.235	6	235				
		BV.G10.G14.7.270	7	270				
		BV.G10.G14.8.305	8	305				
		BV.G10.G14.9.340	9	340				
		BV.G10.G14.10.375	10	375				
		BV.G10.G14.11.410	11	410				
		BV.G10.G14.12.445	12	445				
	3/8″	BV.G10.G38.4.165	4	165			35	
		BV.G10.G38.5.200	5	200				
		BV.G10.G38.6.235	6	235				
		BV.G10.G38.7.270	7	270				
		BV.G10.G38.8.305	8	305				
		BV.G10.G38.9.340	9	340				
		BV.G10.G38.10.375	10	375				
		BV.G10.G38.11.410	11	410				
		BV.G10.G38.12.445	12	445				
	1/2″	BV.G10.G12.4.210	4	210			50	
		BV.G10.G12.5.260	5	260				
		BV.G10.G12.6.310	6	310				
		BV.G10.G12.7.360	7	360				
		BV.G10.G12.8.410	8	410				
		BV.G10.G12.9.460	9	460				
		BV.G10.G12.10.510	10	510				
		BV.G10.G12.11.560	11	560				
		BV.G10.G12.12.610	12	610				
		BV.G10.G12.16.810	16	810				
		BV.G10.G12.20.1010	20	1010				

DIMENSIONS

Not painted brass collectors

I Inlet	O Outlet	ITEM CODE	N Exits	L Length	L1 Distance between mountiing holes	L2 Distance between mounting holes	Y Distance between exits	Z Height
1 1/4"	3/8"	BV.G114.G38.4.196 BV.G114.G38.5.236 BV.G114.G38.6.276 BV.G114.G38.7.316 BV.G114.G38.8.356 BV.G114.G38.9.396 BV.G114.G38.10.436 BV.G114.G38.11.476 BV.G114.G38.12.516 BV.G114.G38.16.676	4 5 6 7 8 9 10 11 12 16	196 236 276 316 356 396 436 476 516 676	150	20	40	51
	1/2"	BV.G114.G12.4.226 BV.G114.G12.5.276 BV.G114.G12.6.326 BV.G114.G12.7.376 BV.G114.G12.8.426 BV.G114.G12.9.476 BV.G114.G12.10.526 BV.G114.G12.11.576 BV.G114.G12.12.626 BV.G114.G12.16.826	4 5 6 7 8 9 10 11 12 16	226 276 326 376 426 476 526 576 626 826			50	
1 1/2"	3/8"	BV.G112.G38.4.196 BV.G112.G38.5.236 BV.G112.G38.6.276 BV.G112.G38.7.316 BV.G112.G38.8.356 BV.G112.G38.9.396 BV.G112.G38.10.436 BV.G112.G38.11.476 BV.G112.G38.12.516 BV.G112.G38.16.676	4 5 6 7 8 9 10 11 12 16	196 236 276 316 356 396 436 476 516 676	150	20	40	62
	1/2"	BV.G112.G12.4.226 BV.G112.G12.5.276 BV.G112.G12.6.326 BV.G112.G12.7.376 BV.G112.G12.8.426 BV.G112.G12.9.476 BV.G112.G12.10.526 BV.G112.G12.11.576 BV.G112.G12.12.626 BV.G112.G12.16.826	4 5 6 7 8 9 10 11 12 16	226 276 326 376 426 476 526 576 626 826			50	
2"	1"	BV.G20.G10.3.274 BV.G20.G10.4.374 BV.G20.G10.5.474 BV.G20.G10.6.574	3 4 5 6	274 374 474 574	150	20	100	74

SERIE EV

STAINLESS STEEL

FLEXQ CONNECTORS

EV	
Inlet (mm)	Exits (n)
1″ 1 1/4″ 1 1/2″ 2″	2 - 8

Pressure (max.)	Temperature range (max.)
0 - 20 bar	-50°C +200°C

End caps and mounting screws are not included

OPTIONS

Designs according to customer requirements

APPLICATIONS

Injection moulding
Die casting

ITEM CODE

EV T1 I - T2 O - S - N - T

- **EV** Stainless steel Collector
- **T1** Thread type inlet
- **I** Thread Inlet
- **T2** Thread type outlet
- **O** Thread outlet
- **S** Scheme
- **N** Number exits
- **T** Type

Thread type

T1/T2	Thread type
G	BSP
N	NPT

Inlet

I	Thread size
10	1"
114	1 1/4"
112	1 1/2"
20	2"

Outlet

O	Thread size
14	1/4"
38	3/8"
12	1/2"
34	3/4"
10	1"

Type

T	Type
HE	High exit
LE	Low exit

Scheme

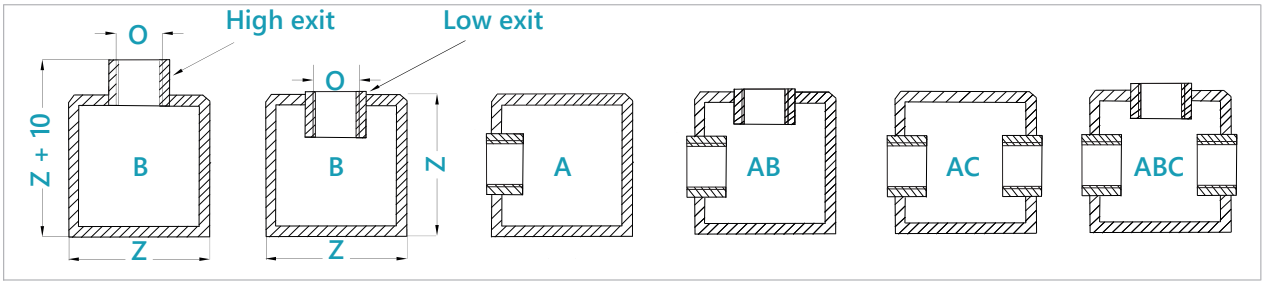

EXAMPLE CODE

EV G10-G14-B-4-LE

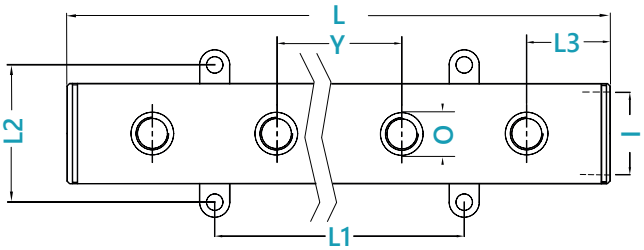

I Inlet	O Outlet	ITEM CODE	N Exits	L Length	L1 Distance between mounting holes	L2 Distance between mounting holes	L3	Y Distance between exits	Z Height
1″	1/4″	EV.G10.G14.S.2.T EV.G10.G14.S.4.T EV.G10.G14.S.6.T EV.G10.G14.S.8.T	2 4 6 8	130 210 290 370	0 100 200 300	55	45	40	40
	3/8″	EV.G10.G38.S.2.T EV.G10.G38.S.4.T EV.G10.G38.S.6.T EV.G10.G38.S.8.T	2 4 6 8	130 210 290 370	0 100 200 300				
1 1/4″	1/4″	EV.G114.G14.S.2.T EV.G114.G14.S.4.T EV.G114.G14.S.6.T EV.G114.G14.S.8.T	2 4 6 8	140 240 340 440	0 100 200 300	65		50	50
	3/8″	EV.G114.G38.S.2.T EV.G114.G38.S.4.T EV.G114.G38.S.6.T EV.G114.G38.S.8.T	2 4 6 8	140 240 340 440	0 100 200 300				
	1/2″	EV.G114.G12.S.2.T EV.G114.G12.S.4.T EV.G114.G12.S.6.T EV.G114.G12.S.8.T	2 4 6 8	140 240 340 440	0 100 200 300				
1 1/2″	1/4″	EV.G112.G14.S.2.T EV.G112.G14.S.4.T EV.G112.G14.S.6.T EV.G112.G14.S.8.T	2 4 6 8	140 240 340 440	0 100 200 300	65		50	50
	3/8″	EV.G112.G38.S.2.T EV.G112.G38.S.4.T EV.G112.G38.S.6.T EV.G112.G38.S.8.T	2 4 6 8	140 240 340 440	10 100 200 300				
	1/2″	EV.G112.G12.S.2.T EV.G112.G12.S.4.T EV.G112.G12.S.6.T EV.G112.G12.S.8.T	2 4 6 8	140 240 340 440	0 100 200 300				
2″	3/8″	EV.G20.G38.S.2.T EV.G20.G38.S.4.T EV.G20.G38.S.6.T EV.G20.G38.S.8.T	2 4 6 8	150 270 390 510	0 100 200 300	95		60	80
	1/2″	EV.G20.G12.S.2.T EV.G20.G12.S.4.T EV.G20.G12.S.6.T EV.G20.G12.S.8.T	2 4 6 8	150 270 390 510	0 100 200 300				
	3/4″	EV.G20.G34.S.2.T EV.G20.G34.S.4.T EV.G20.G34.S.6.T EV.G20.G34.S.8.T	2 4 6 8	150 270 390 510	0 100 200 300				

S = A / B / C / AB / AC / BC / ABC
T = HE / LE

FLEXQ
CONNECTORS

MNG-BTH
Hoses

LINKING PRECISION WITH PERFORMANCE

max. 95°C

Water / Air Hose MNG-E95S

Specifications

Rubber Tube	Synthetic rubber
Reinforcement	High strength synthetic textile yarn
Cover	Smooth synthetic rubber – abrasion and wear resistant
Application	Specially designed hose for compressed water or air transfer for different industrial purposes
Temperature	-25˚C to +95˚C
Colours	Red / Blue / Black
Roll Length	50 m

User hose clamps!

Description	Ø Inside		Ø Outside	Working pressure (at 20°C)		Burst pressure (at 20°C)		Weight
	Zoll	mm	mm	bar	PSI	bar	PSI	g/m
MNG-E95S-10	3/8″	9,5	17	20	300	60	900	230
MNG-E95S-12	1/2″	13	21	20	300	60	900	320

max. 100°C

Clampless Hose MNG-P100S

Specifications

Rubber Tube	Synthetic rubber
Rubber Tube	High tensile textile braid
Cover	Oil-, abrasive, ozone and weather resistant smooth cover
Application	Discharge under pressure of hydraulic fluids, fuel, grease, air and water
Temperature	-40˚C to +100˚C
Medium Temperature	Air: 80˚C / Water: 100˚C
Colours	Red / Blue / Black
Roll Length	30 m

The clampless-connect system enables time savings on assembly without an additional clamp. Under no circumstances use hose clamps on clampless hoses in combination with clampless hose adapter.

Description	Ø Inside		Working pressure (at 20°C)		Burst pressure (at 20°C)		Min.bend radius	Weight
	Zoll	mm	bar	PSI	bar	PSI	mm	g/m
MNG-P100S-10	3/8"	9,5	24	348	72	1044	80	147
MNG-P100S-12	1/2"	12,7	21	305	63	914	100	225
MNG-P100S-16	5/8"	15,9	21	305	63	914	125	257
MNG-P100S-19	3/4"	19	21	305	63	914	150	320

max. 120°C

Clampless Hose MNG-P120S

Specifications

Rubber Tube	EPDM black
Reinforcement	Synthetic yarn, spiralized
Cover	Ozone- and weather-resistant smooth EPDM cover
Application	Cooling liquids, antifreeze, air, water
Temperature	-40˚C to +120˚C
Media temperature	Air: 75°C / Water: 120°C
Colours	Red / Blue / Black

The clampless-connect system enables time savings on assembly without an additional clamp. Under no circumstances use hose clamps on clampless hoses in combination with clampless hose adapter.

Description	Ø Inside		Working pressure (at 20°C)		Burst pressure (at 20°C)		Min.bend radius	Weight
	Zoll	mm	bar	PSI	bar	PSI	mm	g/m
MNG-P120S-10	3/8"	9,5 +0/-0,9	16	232	> 64	> 928	85	145
MNG-P120S-12	1/2"	12,7 +0/-0,9	16	232	> 64	> 928	110	225
MNG-P120S-16	5/8"	16 +0,5/-0,5	16	232	> 64	> 928	140	320
MNG-P120S-19	3/4"	19 +0,5/-0,5	16	232	> 64	> 928	170	385

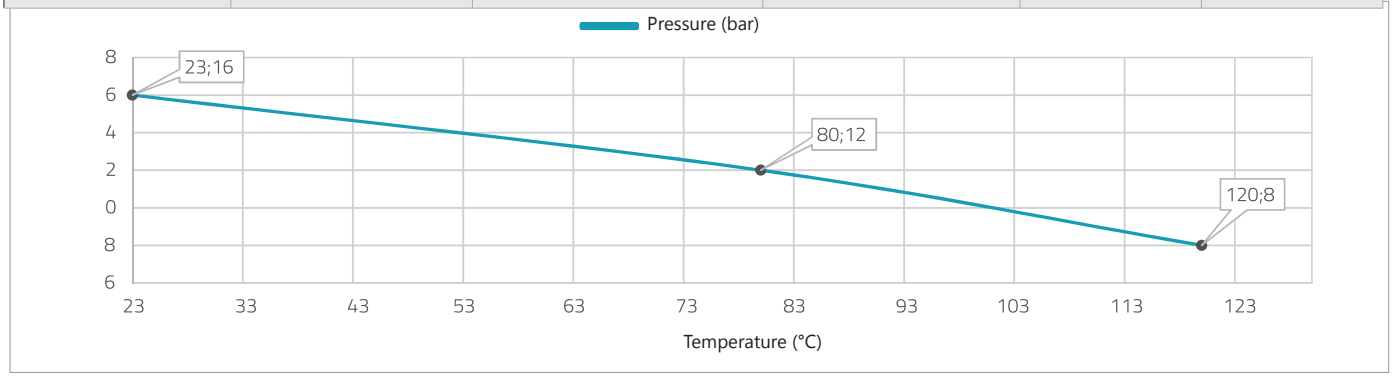

max. 140°C

Clampless Hose MNG-P140S

Specifications

Rubber Tube	Special synthetic rubber
Reinforcement	High tensile textile braid
Cover	Oil-, abrasion, ozone and weather-resistant smooth cover
Application	Discharge under pressure of hydraulic fluids, fuel, grease, air and water
Temperature	-40˚C to +140˚C
Medium Temperature	Air: 70˚C / Water: 140˚C (not suitable for steam applications)
Colour	Red / Blue / Black
Roll Length	30 m



The clampless-connect system enables time savings on assembly without an additional clamp. Under no circumstances use hose clamps on clampless hoses in combination with clampless hose adapter.

Description	Ø Inside		Working pressure (at 20°C)		Burst pressure (at 20°C		Min.bend radius	Weight
	Zoll	mm	bar	PSI	bar	PSI	mm	g/m
MNG-P140S-10	3/8"	9,5	28	406	200	2900	75	165
MNG-P140S-12	1/2"	12,7	28	406	200	2900	90	245
MNG-P140S-16	5/8"	15,9	24	348	140	2030	115	290
MNG-P140S-19	3/4"	19	21	305	83	1203	150	320

FLEXQ CONNECTORS

max. 140°C
Peak 160°C

Water Hose MNG-E140S

Specifications

Rubber Tube	EPDM black
Reinforcement	High tensile textile braid
Cover	Oil-, abrasion, ozone and weather-resistant smooth cover
Application	Discharge under pressure of hydraulic fluids, fuel, grease, air and water
Temperature	-40˚C to +140˚C (Peak: 160°C)
Medium Temperature	Air: 70˚C / Water: 140˚C / Steam: 150°C
Colour	Red / Blue / Black
Roll Length	50 m

Use hose clamps!

Description	Ø Inside		Working pressure (at 20°C)	Burst pressure (at 20°C)	Min.bend radius	Weight
	Zoll	mm	bar	bar	mm	g/m
MNG-E140S-10	3/8″	10	20	80	60	111
MNG-E140S-12	1/2″	13	20	80	100	170
MNG-E140S-16	5/8″	16	20	80	130	320
MNG-E140S-19	3/4″	19	20	80	190	350

max. 100°C

Water Hose MNG-TRX-100

Specifications

Rubber Tube	Black, non-porous, smooth EPDM inner laye
Reinforcement	Synthetic yarns
Cover	Black, smooth EPDM outer layer, ozone-, weather- and UV-resistant, fabric-patterned from DN 32 upwards
Application	Cold and hot water, soap solutions, as well as most aqueous salt solutions and a large number of chemicals. Up to DN 25 LABS-release agent- and grease-free production.
Temperature	-40˚C to +100˚C
Rollenlänge	40 m

Only suitable hinged bolt clamps (or clamp jaws) should be used with the MNG-TRX-100 hose. Only these guarantee a secure and durable connection, especially under high pressure. Using other types of clamps can lead to leaks or connection failure.

Description	Ø Inside		Ø Outside	Min. bending radius	Working pressure
	Zoll	mm	mm	mm	bar
MNG-TRX-100-13	1/2″	13	19,6	50	20
MNG-TRX-100-16	5/8″	16	23,0	60	20
MNG-TRX-100-19	3/4″	19	27,0	65	20
MNG-TRX-100-25	1″	25	34,0	110	20
MNG-TRX-100-32	1 1/4″	32	43,0	170	15
MNG-TRX-100-38	1 1/2″	38	50,0	200	10
MNG-TRX-100-50	2″	50	64,0	300	10

Technical data sheet

max. 200°C

PFA stainless steel corrugated hose

Specifications

Inner tube	Perfluoralkoxy-Copolymer (PFA)
Pressure carrier	Fiberglass
Cover	Stainless steel
Application	High resistance to almost all chemicals, cleaning agents, and solvents. Can be used as a vacuum or steam hose.
Temperature range	-50°C to +200°C

Ultra high flexible

Item code	Ø Inside mm	Ø Outside mm	Min. bend radius mm	Working pressure bar	Working pressure psi	Burst pressure bar	Burst pressure psi	Weight kg/100 m
BTH-UF-06	6,8	11,5	30	90	1300	360	5220	15
BTH-UF-08	7,7	12,5	40	70	1000	280	4060	15
BTH-UF-10	9,7	15	50	65	940	260	3750	20
BTH-UF-13	12,5	18	60	60	870	240	3450	26
BTH-UF-16	15,5	22	60	55	790	220	3190	33
BTH-UF-20	19,8	27	70	45	650	180	2600	40

Optional



Protective hose made by silicone or Polyester

The optional cover is particularly heat-resistant and also offers excellent protection against heat radiation. Due to its special properties, the hose can be used wherever lines are exposed to extreme heat.

Temperature range	-50°C up to +200°C
Colours	red, blue
Material	Fiberglass tubing with silicone or polyester cover.

Order codes for pre-assembled hoses

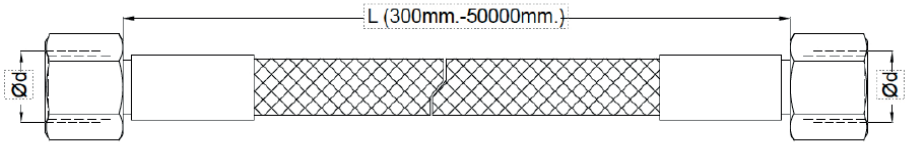

Structure of the item code:

Only required if both hose ends are to be configured differently.

B	T	H	-	U	F	2	5	7	0	0	0	B	1	0	/	B	1	0	-	9	0	S

- Cover S = silicone, P = polyester
- Angle (45°/90°)
- Thread (see chart below)
- Thread type B=BSP, M=Metrisch
- Hose Length in mm (Min. 300 - Max. 50.000)
- Hose diameter (see chart below)

		Thread size												
		BSP						Metric						
		14 1/4"	38 3/8"	12 1/2"	34 3/4"	10 1"	114 1 1/4"	1415 M14x1.5	1615 M16x1.5	1815 M18x1.5	2215 M22x1.5	2615 M26x1.5	3020 M30x2.0	3620 M36x2.0
Hose diameter (DN)	06	•	•					•	•					
	08	•	•					•	•					
	10	•	•	•				•	•	•				
	13		•	•					•	•	•			
	16				•							•		
	20				•	•							•	
	25					•								•

Technical data sheet

max. 260°C

PTFE stainless steel corrugated hose

Specifications

Inner tube	Polytetrafluoroethylene (PTFE)
Pressure carrier	Fiberglass
Cover	Stainless steel
Application	High resistance to almost all chemicals, cleaning agents,and solvents. Can be used as a vacuum or steam hose.
Temperature range	-70˚C to +260˚C

High flexible

Item code	Ø Inside mm	Ø Outside mm	Min. bend radius mm	Working pressure bar	Working pressure psi	Burst pressure bar	Burst pressure psi	Weight kg/100 m
BTH-UFT-06	6,8	11,5	30	90	1300	360	5220	15
BTH-UFT-08	7,7	12,5	40	70	1000	280	4060	15
BTH-UFT-10	9,7	15	50	65	940	260	3750	20
BTH-UFT-13	12,5	18	60	60	870	240	3450	26
BTH-UFT-16	15,5	22	60	55	790	220	3190	33
BTH-UFT-20	19,8	27	70	45	650	180	2600	40





Protective hose made by silicone or Polyester

The optional cover is particularly heat-resistant and also offers excellent protection against heat radiation. Due to its special properties, the hose can be used wherever lines are exposed to extreme heat.

Temperature range	-70˚C up to +260˚C
Colours	red, blue
Material	Fiberglass tubing with silicone or polyester cover.

Order codes for assembled hoses

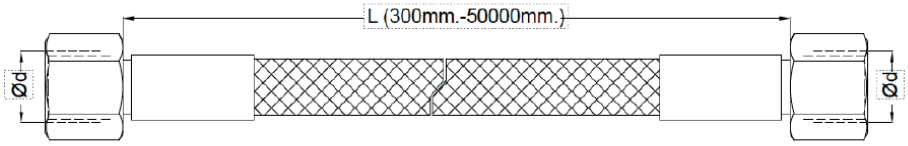

Structure of the item code:

B T H - U F T 2 5 7 0 0 0 B 1 0 / B 1 0 - 9 0 S

- Only required if both hose ends are to be configured differently.
- Cover S = silicone, P = polyester
- Angle (45°/90°)
- Thread (see chart below)
- Thread type B=BSP, M=Metric
- Hose Length in mm (Min. 300 - Max. 50.000)
- Hose diameter (see chart below)

Hose diameter (DN)	Thread size												
	BSP						Metric						
	14 1/4"	38 3/8"	12 1/2"	34 3/4"	10 1"	114 1 1/4"	1415 M14x1.5	1615 M16x1.5	1815 M18x1.5	2215 M22x1.5	2615 M26x1.5	3020 M30x2.0	3620 M36x2.0
06	•	•					•	•					
08	•	•					•	•					
10	•	•	•				•	•	•				
13		•	•					•	•	•			
16				•							•		
20				•	•							•	
25					•								•

FLEXQ CONNECTORS

Accessories

LINKING PRECISION WITH PERFORMANCE

ACCESSORIES / PRESSURE PLUGS

Item code	Thread (d)	L	HEX
VSO 18	BSP 1/8″	9	5
VSO 14	BSP 1/4″	14	6
VSO 38	BSP 3/8″	16	8
VSO 12	BSP 1/2″	18	10
VSO 34	BSP 3/4″	20	12
VSO 10	BSP 1″	22	17
VSO 114	BSP 1 1/4″	24	22
VSO 112	BSP 1 1/2″	26	24
VSO 20	BSP 2″	28	24

Pressure plug with O-Ring

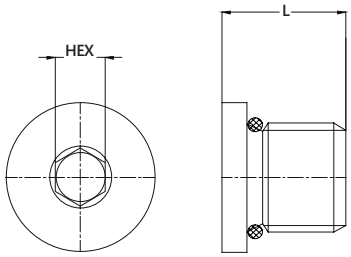

Material: Brass (MS 58)
O-Ring: NBR

DIN 908

Item code	Thread (d)	L	HEX
VSD 18	BSP 1/8″	11	5
VSD 14	BSP 1/4″	15	6
VSD 38	BSP 3/8″	15	8
VSD 12	BSP 1/2″	18	10
VSD 34	BSP 3/4″	20	12
VSD 10	BSP 1″	21	17
VSD 114	BSP 1 1/4″	21	22
VSD 112	BSP 1 1/2″	21	24
VSD 20	BSP 2″	24	24

Pressure plug with copper ring

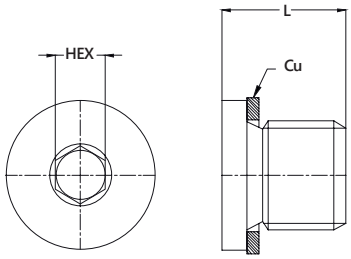

Material: Brass (MS 58)

DIN 908

Item code	Thread (d)	L	HEX
VSG 18	BSP 1/8″	8	5
VSG 14	BSP 1/4″	10	7
VSG 38	BSP 3/8″	10	8
VSG 12	BSP 1/2″	10	10
VSG 34	BSP 3/4″	12	12
VSG 10	BSP 1″	19	17
VSG 114	BSP 1 1/4″	22	22
VSG 112	BSP 1 1/2″	22	24
VSG 20	BSP 2″	25	24

Pressure plug with cylindrical BSP thread

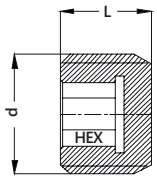

Material: Brass (MS 58)

DIN 906

Item code	Thread (d)	L	HEX
VSR 18	BSP 1/8″	8	5
VSR 14	BSP 1/4″	10	7
VSR 38	BSP 3/8″	10	8
VSR 12	BSP 1/2″	10	10
VSR 34	BSP 3/4″	12	12
VSR 10	BSP 1″	19	17
VSR 114	BSP 1 1/4″	22	22
VSR 112	BSP 1 1/2″	22	24
VSR 20	BSP 2″	25	24

Pressure plug with conical BSPT thread

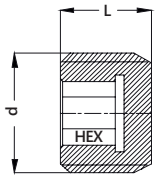

Material: Brass (MS 58)

DIN 906

Clampless hose connector with male thread

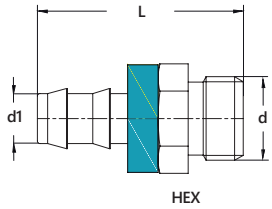

Material: Brass (MS 58) nickel plated

Item code	Thread (d)	Hose ID (d1)	L	HEX
MPA 18.06	BSP 1/8″	6	29	14
MPA 18.10	BSP 1/8″	10	39	14
MPA 14.06	BSP 1/4″	6	39	17
MPA 14.10	BSP 1/4″	10	39	17
MPA 14.13	BSP 1/4″	13	41	17
MPA 38.10	BSP 3/8″	10	41	19
MPA 38.13	BSP 3/8″	13	45	19
MPA 12.10	BSP 1/2″	10	45	22
MPA 12.13	BSP 1/2″	13	49	22
MPA 12.16	BSP 1/2″	16	60	22
MPA 34.16	BSP 3/4″	16	62	30
MPA 34.19	BSP 3/4″	19	62	30
MPA 10.19	BSP 1″	19	70	35
MPA 10.25	BSP 1″	25	70	35

Clampless hose connector with male thread

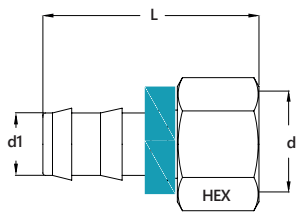

Material: Brass (MS 58) nickel plated

Item code	Thread (d)	Hose ID (d1)	L	HEX
FPA 18.06	BSP 1/8″	6	30	14
FPA 18.10	BSP 1/8″	10	30	14
FPA 14.06	BSP 1/4″	6	32	17
FPA 14.10	BSP 1/4″	10	36	17
FPA 14.13	BSP 1/4″	13	40	17
FPA 38.10	BSP 3/8″	10	37	20
FPA 38.13	BSP 3/8″	13	41	20
FPA 12.10	BSP 1/2″	10	41	24
FPA 12.13	BSP 1/2″	13	45	24
FPA 12.16	BSP 1/2″	16	45	24
FPA 34.16	BSP 3/4″	16	48	30
FPA 34.19	BSP 3/4″	19	58	30

Hose connector

Material: Brass (MS 58)

Item code	Hose ID
PPA 06	6
PPA 10	10
PPA 13	13
PPA 16	16
PPA 19	19
PPA 25	25

ACCESSORIES / HOSE CONNECTORS

Item code	Thread (d)	Hose ID (d1)	L	HEX
MHA 18.04	BSP 1/8″	4	43	14
MHA 18.06	BSP 1/8″	6	43	14
MHA 18.08	BSP 1/8″	8	43	14
MHA 18.10	BSP 1/8″	10	43	14
MHA 14.06	BSP 1/4″	6	45	17
MHA 14.08	BSP 1/4″	8	45	17
MHA 14.10	BSP 1/4″	10	45	17
MHA 14.13	BSP 1/4″	13	51	17
MHA 38.08	BSP 3/8″	8	45	19
MHA 38.10	BSP 3/8″	10	45	19
MHA 38.13	BSP 3/8″	13	52	19
MHA 38.16	BSP 3/8″	16	52	22
MHA 12.13	BSP 1/2″	13	54	22
MHA 12.16	BSP 1/2″	16	54	22
MHA 34.16	BSP 3/4″	16	58	30
MHA 34.19	BSP 3/4″	19	58	30

Standard hose connector with male thread

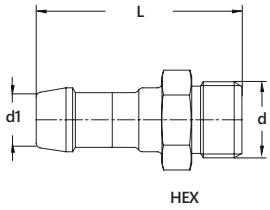

Material: Brass (MS 58) nickel plated

Item code	Thread (d)	Hose ID (d1)	L	HEX
FHA 18.06	BSP 1/8″	6	32	12
FHA 18.08	BSP 1/8″	8	32	12
FHA 14.06	BSP 1/4″	6	30	17
FHA 14.08	BSP 1/4″	8	35	17
FHA 14.10	BSP 1/4″	10	35	17
FHA 14.13	BSP 1/4″	13	37	17
FHA 38.08	BSP 3/8″	8	36	19
FHA 38.10	BSP 3/8″	10	36	19
FHA 38.13	BSP 3/8″	13	38	19
FHA 12.10	BSP 1/2″	10	36	24
FHA 12.13	BSP 1/2″	13	40	24
FHA 34.16	BSP 3/4″	16	41	24
FHA 34.16	BSP 3/4″	16	45	30
FHA 34.19	BSP 3/4″	19	49	30

Standard hose connector with female thread

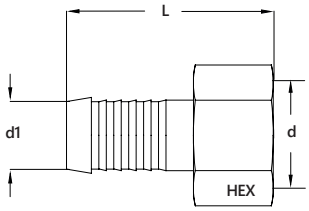

Material: Brass (MS 58) nickel plated

Item code	Hose ID
HHA 04	4
HHA 06	6
HHA 08	8
HHA 09	9
HHA 10	10
HHA 13	13
HHA 16	16
HHA 19	19
HHA 25	25

Hose connector

Material: Brass (MS 58)

Mele-female adapter

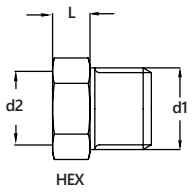

Brass	Brass nickel plated	Male thread (d1)	Female-thread (d2)	L	HEX
MFA 18.14	MFA 18.14 NV	BSP 1/8″	BSP 1/4″	18	17
MFA 18.38	MFA 18.38 NV	BSP 1/8″	BSP 3/8″	19	19
	MFA 18.12 NV	BSP 1/8″	BSP 1/2″	18	24
MFA 14.18	MFA 14.18 NV	BSP 1/4″	BSP 1/8″	4	17
MFA 14.38	MFA 14.38 NV	BSP 1/4″	BSP 3/8″	20	19
MFA 14.12	MFA 14.12 NV	BSP 1/4″	BSP 1/2″	14	24
MFA 38.18	MFA 38.18 NV	BSP 3/8″	BSP 1/8″	4	19
MFA 38.14	MFA 38.14 NV	BSP 3/8″	BSP 1/4″	5	19
MFA 38.12	MFA 38.12 NV	BSP 3/8″	BSP 1/2″	16	24
MFA 12.18	MFA 12.18 NV	BSP 1/2″	BSP 1/8″	6	24
MFA 12.14	MFA 12.14 NV	BSP 1/2″	BSP 1/4″	6	24
MFA 12.38	MFA 12.38 NV	BSP 1/2″	BSP 3/8″	6	24
MFA 12.34	MFA 12.34 NV	BSP 1/2″	BSP 3/4″	19	32
MFA 34.14	MFA 34.14 NV	BSP 3/4″	BSP 1/4″	5	27
MFA 34.38	MFA 34.38 NV	BSP 3/4″	BSP 3/8″	6	32
MFA 34.12	MFA 34.12 NV	BSP 3/4″	BSP 1/2″	8	32
MFA 34.10	MFA 34.10 NV	BSP 3/4″	BSP 1″	15	36
	MFA 10.38 NV	BSP 1″	BSP 3/8″	7	36
MFA 10.12	MFA 10.12 NV	BSP 1″	BSP 1/2″	6	36
MFA 10.34	MFA 10.34 NV	BSP 1″	BSP 3/4″	6	36
MFA 10.114	MFA 10.114 NV	BSP 1″	BSP 1 1/4″	14	45
MFA 114.34	MFA 114.34 NV	BSP 1 1/4″	BSP 3/4″	7	42
MFA 114.10	MFA 114.10 NV	BSP 1 1/4″	BSP 1″	7	42
MFA 114.112	MFA 114.112 NV	BSP 1 1/4″	BSP 1 1/2″	15	51
MFA 112.34	MFA 112.34 NV	BSP 1 1/2″	BSP 3/4″	8	50
MFA 112.10	MFA 112.10 NV	BSP 1 1/2″	BSP 1″	8	50
MFA 112.114	MFA 112.114 NV	BSP 1 1/2″	BSP 1 1/4″	8	50
MFA 20.10	MFA 20.10 NV	BSP 2″	BSP 1″	9	60
MFA 20.114	MFA 20.114 NV	BSP 2″	BSP 1 1/4″	9	60
MFA 20.112	MFA 20.112 NV	BSP 2″	BSP 1 1/2″	9	60

ACCESSORIES / ADAPTERS

Brass	Brass nickel plated	Male thread (d1)	Male thread (d2)	HEX
MMA 18.18	MMA 18.18 NV	BSP 1/8″	BSP 1/8″	14
MMA 14.18	MMA 14.18 NV	BSP 1/4″	BSP 1/8″	17
MMA 14.14	MMA 14.14 NV	BSP 1/4″	BSP 1/4″	17
MMA 14.38	MMA 14.38 NV	BSP 1/4″	BSP 3/8″	17
MMA 38.18	MMA 38.18 NV	BSP 3/8″	BSP 1/8″	19
MMA 38.14	MMA 38.14 NV	BSP 3/8″	BSP 1/4″	19
MMA 38.38	MMA 38.38 NV	BSP 3/8″	BSP 3/8″	19
MMA 12.14	MMA 12.14 NV	BSP 1/2″	BSP 1/4″	24
MMA 12.38	MMA 12.38 NV	BSP 1/2″	BSP 3/8″	24
MMA 12.12	MMA 12.12 NV	BSP 1/2″	BSP 1/2″	24
MMA 34.38	MMA 34.38 NV	BSP 3/4″	BSP 3/8″	32
MMA 34.12		BSP 3/4″	BSP 1/2″	30
	MMA 34.12 NV	BSP 3/4″	BSP 1/2″	32
MMA 34.34		BSP 3/4″	BSP 3/4″	30
	MMA 34.34 NV	BSP 3/4″	BSP 3/4″	32
MMA 10.12		BSP 1″	BSP 1/2″	34
	MMA 10.12 NV	BSP 1″	BSP 1/2″	36
MMA 10.34	MMA 10.34 NV	BSP 1″	BSP 3/4″	36
MMA 10.10		BSP 1″	BSP 1″	36
	MMA 10.10 NV	BSP 1″	BSP 1″	34
MMA 114.12	MMA 114.12 NV	BSP 1 1/4″	BSP 1/2″	43
MMA 114.34	MMA 114.34 NV	BSP 1 1/4″	BSP 3/4″	42
MMA 114.10	MMA 114.10 NV	BSP 1 1/4″	BSP 1″	42
MMA 114.114	MMA 114.114 NV	BSP 1 1/4″	BSP 1 1/4″	42
MMA 112.10	MMA 112.10 NV	BSP 1 1/2″	BSP 1″	50
MMA 112.114	MMA 112.114 NV	BSP 1 1/2″	BSP 1 1/4″	50
MMA 112.112	MMA 112.112 NV	BSP 1 1/2″	BSP 1 1/2″	50
MMA 20.10	MMA 20.10 NV	BSP 2″	BSP 1″	60
MMA 20.114	MMA 20.114 NV	BSP 2″	BSP 1 1/4″	60
MMA 20.112	MMA 20.112 NV	BSP 2″	BSP 1 1/2″	60
MMA 20.20	MMA 20.20 NV	BSP 2″	BSP 2″	60
MMA 212.20	MMA 212.20 NV	BSP 2 1/2″	BSP 2″	77
MMA 212.212	MMA 212.212 NV	BSP 2 1/2″	BSP 2 1/2″	77
MMA 30.20	MMA 30.20 NV	BSP 3″	BSP 2″	89
MMA 30.212	MMA 30.212 NV	BSP 3″	BSP 2 1/2″	89
MMA 30.30	MMA 30.30 NV	BSP 3″	BSP 3″	89
	MMA 30.40 NV	BSP 3″	BSP 4″	125

Male-male adapter

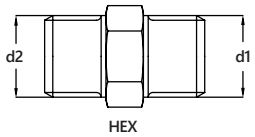

Clampless hose swivel connector with female thread

Material: Steel zinc plated
Cone: 24°

Item code	Thread (d)	Hose ID (d1)	Pipe	PN
FNPA.1215.06	M12x1,5	6	6L	25
FNPA.1415.06	M14x1,5	6	8L	25
FNPA.1615.06	M16x1,5	6	10L	25
FNPA.1615.10	M16x1,5	10	10L	20
FNPA.1815.10	M18x1,5	10	12L	20
FNPA.1815.13	M18x1,5	13	12L	16
FNPA.2215.13	M22x1,5	13	15L	16
FNPA.2215.16	M22x1,5	16	15L	16
FNPA.2615.16	M26x1,5	16	18L	16
FNPA.3020.19	M30x2,0	19	22L	12
FNPA.3620.25	M36x2,0	25	28L	12

Clampless hose swivel connector with female thread

45°

Material: Steel zinc plated
Cone: 24°

Item code	Thread (d)	Hose ID (d1)	Pipe	PN
FNPA.1215.06-45	M12x1,5	6	6L	25
FNPA.1415.06-45	M14x1,5	6	8L	25
FNPA.1615.10-45	M16x1,5	10	10L	20
FNPA.1815.10-45	M18x1,5	10	12L	20
FNPA.2215.13-45	M22x1,5	13	15L	16
FNPA.2215.16-45	M22x1,5	16	15L	16
FNPA.2615.16-45	M26x1,5	16	18L	16
FNPA.3020.19-45	M30x2,0	19	22L	12
FNPA.3620.25-45	M36x2,0	25	28L	12

Clampless hose swivel connector with female thread

90°

Material: Steel zinc plated
Cone: 24°

Item code	Thread (d)	Hose ID (d1)	Pipe	PN
FNPA.1215.06-90	M12x1,5	6	6L	25
FNPA.1415.06-90	M14x1,5	6	8L	25
FNPA.1615.06-90	M16x1,5	6	10L	25
FNPA.1615.10-90	M16x1,5	10	10L	20
FNPA.1815.10-90	M18x1,5	10	12L	20
FNPA.2215.13-90	M22x1,5	13	15L	16
FNPA.2615.16-90	M26x1,5	16	18L	16
FNPA.3020.19-90	M30x2,0	19	22L	12
FNPA.3620.25-90	M36x2,0	25	28L	12

ACCESSORIES / MALE CONNECTORS

Item code	Thread (d)	Hose ID (d1)	
MMA 18.1215	BSP 1/8″	M12x1,5	6L
MMA 14.1215	BSP 1/4″	M12x1,5	6L
MMA 14.1415	BSP 1/4″	M14x1,5	8L
MMA 38.1415	BSP 3/8″	M14x1,5	8L
MMA 12.1415	BSP 1/2″	M14x1,5	8L
MMA 14.1615	BSP 1/4″	M16x1,5	10L
MMA 38.1615	BSP 3/8″	M16x1,5	10L
MMA 12.1615	BSP 1/2″	M16x1,5	10L
MMA 14.1815	BSP 1/4″	M18x1,5	12L
MMA 38.1815	BSP 3/8″	M18x1,5	12L
MMA 12.1815	BSP 1/2″	M18x1,5	12L
MMA 38.2215	BSP 3/8″	M22x1,5	15L
MMA 12.2215	BSP 1/2″	M22x1,5	15L
MMA 34.2215	BSP 3/4″	M22x1,5	15L
MMA 12.2615	BSP 1/2″	M26x1,5	18L
MMA 34.2615	BSP 3/4″	M26x1,5	18L
MMA 12.3020	BSP 1/2″	M30x2,0	22L
MMA 34.3020	BSP 3/4″	M30x2,0	22L
MMA 10.3020	BSP 1″	M30x2,0	22L
MMA 34.3620	BSP 3/4″	M36x2,0	28L
MMA 10.3620	BSP 1″	M36x2,0	28L

Metric-inch connector male thread

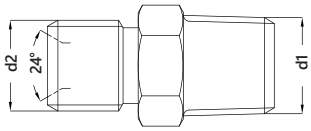

Material: Steel zinc plated

Mini ball valves with butterfly handle - brass

max. 90°C

Material:
Body: Brass chrome plated
Ball: Brass hard chrome plated
Seals: PTFE / NBR

Female		Female - male		Thread	Pressure
Red	Blue	Red	Blue		
KH FF 18 KN R	KH FF 18 KN B	KH FM 18 KN R	KH FM 18 KN B	BSP 1/8″	15
KH FF 14 KN R	KH FF 14 KN B	KH FM 14 KN R	KH FM 14 KN B	BSP 1/4″	15
KH FF 38 KN R	KH FF 38 KN B	KH FM 38 KN R	KH FM 38 KN B	BSP 3/8″	15
KH FF 12 KN R	KH FF 12 KN B	KH FM 12 KN R	KH FM 12 KN B	BSP 1/2″	15
KH FF 34 KN R	KH FF 34 KN B	KH FM 34 KN R	KH FM 34 KN B	BSP 3/4″	15

Mini ball valves with butterfly handle - stainless steel

max. 200°C

Material:
Body: Stainless steel 1.4408
Ball: Stainless steel 1.4408
Seal: PTFE / FKM

Female		Female - male		Thread	Pressure
Red	Blue	Red	Blue		
KH FF 18 VA KN R	KH FF 18 VA KN B	KH FM 18 VA KN R	KH FM 18 VA KN B	BSP 1/8″	63
KH FF 14 VA KN R	KH FF 14 VA KN B	KH FM 14 VA KN R	KH FM 14 VA KN B	BSP 1/4″	63
KH FF 38 VA KN R	KH FF 38 VA KN B	KH FM 38 VA KN R	KH FM 38 VA KN B	BSP 3/8″	63
KH FF 12 VA KN R	KH FF 12 VA KN B	KH FM 12 VA KN R	KH FM 12 VA KN B	BSP 1/2″	63
KH FF 34 VA KN R	KH FF 34 VA KN B	KH FM 34 VA KN R	KH FM 34 VA KN B	BSP 3/4″	63

Ball valves with wing grip short version - brass

max. 150°C

Material:
Body: Brass nickel plated
Ball: Brass hard chrome plated
Seals: PTFE / NBR

Female		Female - male		Thread	Pressure
Red	Blue	Red	Blue		
KH FF 14 FG R	KH FF 14 FG B	KH FM 14 FG R	KH FM 14 FG B	BSP 1/4″	50
KH FF 38 FG R	KH FF 38 FG B	KH FM 38 FG R	KH FM 38 FG B	BSP 3/8″	50
KH FF 12 FG R	KH FF 12 FG B	KH FM 12 FG R	KH FM 12 FG B	BSP 1/2″	50
KH FF 34 FG R	KH FF 34 FG B	KH FM 34 FG R	KH FM 34 FG B	BSP 3/4″	40
KH FF 10 FG R	KH FF 10 FG B	KH FM 10 FG R	KH FM 10 FG B	BSP 1″	40
KH FF 114 FG R	KH FF 114 FG B	KH FM 114 FG R	KH FM 114 FG B	BSP 1 1/4″	30

Ball valves with wing grip long version - brass

max. 150°C

Material:
Body: Brass nickel plated
Ball: Brass hard chrome plated
Seals: PTFE / NBR

Female		Female - male		Thread	Pressure
Red	Blue	Red	Blue		
KH FF 14 FG L R	KH FF 14 FG L B	KH FM 14 FG L R	KH FM 14 FG L B	BSP 1/4″	50
KH FF 38 FG L R	KH FF 38 FG L B	KH FM 38 FG L R	KH FM 38 FG L B	BSP 3/8″	50
KH FF 12 FG L R	KH FF 12 FG L B	KH FM 12 FG L R	KH FM 12 FG L B	BSP 1/2″	50
KH FF 34 FG L R	KH FF 34 FG L B	KH FM 34 FG L R	KH FM 34 FG L B	BSP 3/4″	40
KH FF 10 FG L R	KH FF 10 FG L B	KH FM 10 FG L R	KH FM 10 FG L B	BSP 1″	40

ACCESSORIES / BALL VALVES

Female		Female - male		Thread	Pressure
Red	Blue	Red	Blue		
KH FF 14 LG R	KH FF 14 LG B	KH FM 14 LG R	KH FM 14 LG B	BSP 1/4″	50
KH FF 38 LG R	KH FF 38 LG B	KH FM 38 LG R	KH FM 38 LG B	BSP 3/8″	50
KH FF 12 LG R	KH FF 12 LG B	KH FM 12 LG R	KH FM 12 LG B	BSP 1/2″	50
KH FF 34 LG R	KH FF 34 LG B	KH FM 34 LG R	KH FM 34 LG B	BSP 3/4″	40
KH FF 10 LG R	KH FF 10 LG B	KH FM 10 LG R	KH FM 10 LG B	BSP 1″	40
KH FF 114 LG R	KH FF 114 LG B	KH FM 114 LG R	KH FM 114 LG B	BSP 1 1/4″	30
KH FF 112 LG R	KH FF 112 LG B	KH FM 112 LG R	KH FM 112 LG B	BSP 1 1/2″	30
KH FF 20 LG R	KH FF 20 LG B	KH FM 20 LG R	KH FM 20 LG B	BSP 2″	25
KH FF 212 LG R	KH FF 212 LG B	KH FM 212 LG R	KH FM 212 LG B	BSP 2 1/2″	18
KH FF 30 LG R	KH FF 30 LG B	KH FM 30 LG R	KH FM 30 LG B	BSP 3″	16
KH FF 40 LG R	KH FF 40 LG B	KH FM 40 LG R	KH FM 40 LG B	BSP 4″	14

Ball valve with standard handle short version - brass

max. 150°C



Material:
Body: Brass nickel plated
Ball: Brass hard chrome plated
Seals: PTFE / NBR

Female		Female - male		Thread	Pressure
Red	Blue	Red	Blue		
KH FF 14 LG L R	KH FF 14 LG L B	KH FM 14 LG L R	KH FM 14 LG L B	R 1/4″	50
KH FF 38 LG L R	KH FF 38 LG L B	KH FM 38 LG L R	KH FM 38 LG L B	R 3/8″	50
KH FF 12 LG L R	KH FF 12 LG L B	KH FM 12 LG L R	KH FM 12 LG L B	R 1/2″	50
KH FF 34 LG L R	KH FF 34 LG L B	KH FM 34 LG L R	KH FM 34 LG L B	R 3/4″	40
KH FF 10 LG L R	KH FF 10 LG L B	KH FM 10 LG L R	KH FM 10 LG L B	R 1″	40
KH FF 114 LG L R	KH FF 114 LG L B	KH FM 114 LG L R	KH FM 114 LG L B	R 1 1/4″	30
KH FF 112 LG L R	KH FF 112 LG L B	KH FM 112 LG L R	KH FM 112 LG L B	R 1 1/2″	30
KH FF 20 LG L R	KH FF 20 LG L B	KH FM 20 LG L R	KH FM 20 LG L B	R 2″	25
KH FF 212 LG L R	KH FF 212 LG L B	KH FM 212 LG L R	KH FM 212 LG L B	BSP 2 1/2″	18
KH FF 30 LG L R	KH FF 30 LG L B	KH FM 30 LG L R	KH FM 30 LG L B	BSP 3″	16
KH FF 40 LG L R	KH FF 40 LG L B	KH FM 40 LG L R	KH FM 40 LG L B	BSP 4″	14

Ball valve with standard handle long version - brass

max. 150°C



Material:
Body: Brass nickel plated
Ball: Brass hard chrome plated
Seals: PTFE / NBR

Item code	Thread
FFT 18	BSP 1/8″
FFT 14	BSP 1/4″
FFT 38	BSP 3/8″
FFT 12	BSP 1/2″
FFT 34	BSP 3/4″
FFT 10	BSP 1″
FFT 114	BSP 1 1/4″
FFT 112	BSP 1 1/2″
FFT 20	BSP 2″
FFT 212	BSP 2 1/2″
FFT 30	BSP 3″
FFT 40	BSP 4″

T-connector with female thread forged

Material: Brass

2 ear hose clamps

Material: Steel zink plated / Stainless steel 1.4307

Steel	Stainless steel	Clamping range	Width
ZOS 5	ZOS 5 IA	3,4 - 5	5
ZOS 7	ZOS 7 IA	5 -7	6
ZOS 9.4		7 -9	4
ZOS 9	ZOS 9 IA	7 -9	7
ZOS 11.3		9 - 11	3
ZOS 11	ZOS 11 IA	9 - 11	7
ZOS 13.4		11 - 13	4
ZOS 13	ZOS 13 IA	11 - 13	7
ZOS 15	ZOS 15 IA	12,5 - 15	7,5
ZOS 17.4		14 - 17	4
ZOS 17	ZOS 17 IA	14 - 17	8
ZOS 18.4		15 - 18	4
ZOS 20.4		16 -20	4
ZOS 20	ZOS 20 IA	16 - 20	8,5
ZOS 22	ZOS 22 IA	18 - 22	9
ZOS 23	ZOS 23 IA	19 - 23	9
ZOS 25	ZOS 25 IA	21 - 25	10
ZOS 28	ZOS 28 IA	24 -28	10
ZOS 31	ZOS 31 IA	27 - 31	10
ZOS 34	ZOS 34 IA	29,3 - 34	10
ZOS 37	ZOS 37 IA	32 - 37	10
ZOS 40	ZOS 40 IA	35 - 40	10
ZOS 43	ZOS 43 IA	37,6 - 43	10

1 ear hose clamps

Material: Stainless steel 1.4310

Item code without insert ring	Clamping range	Width
EOS 3.3	2,9 - 3,3	3
EOS 4.1	3,3 - 4,1	4
EOS 5.1	4,1 - 5,1	4
EOS 6.1	5,1 - 6,1	4
EOS 7.1	6,1 - 7,0	5
EOS 8.1	6,8 - 8,0	5
EOS 9.5	8,1 - 9,6	6
EOS 10.5	9,1 - 10,5	6
EOS 11.8	10,1 - 11,8	6
EOS 12.8	10,8 - 12,8	6
EOS 13.8	11,8 - 13,8	6
EOS 15	13,0 - 15,0	6
EOS 16	13.8 - 16,0	6
EOS 16.8	14,6 - 16,8	6
EOS 17.5	15,3 - 17,5	6
EOS 19.5	17,2 - 19,5	6
EOS 21	18,7 - 21,0	7
EOS 21.8	19,5 -21,8	7
EOS 23.5	21,0 - 23,5	7
EOS 26.3	23,6 - 26,3	7
EOS 27.1	24,1 - 27,0	7
EOS 30.7	27,2 - 30,7	7

Item code with insert ring	Clamping range	Width
EEOS 2.9	2,5 - 2,9	5,5
EEOS 3.7	2,9 - 3,7	5,5
EEOS 4.7	3,7 - 4,7	5,5
EEOS 5.7	4,7 - 5,7	5,5
EEOS 6.5	5,6 - 6,5	6,4
EEOS 7.5	6,4 - 7,5	6,4
EEOS 9	7,5 - 9,0	7,5
EEOS 10.8	9,1 - 10,8	7,4
EEOS 12.3	10,3 - 12,3	7,4
EEOS 13.3	11,3 - 13,3	8,2
EEOS 14.3	12,3 - 14,3	9,2
EEOS 15.3	13,1 - 15,3	8,2
EEOS 16.1	13,9 - 16,1	6,2
EEOS 16.8	14,6 - 16,8	8,2
EEOS 17.8	15,6 - 17,8	8,2
EEOS 19.3	17,1 - 19,3	9,2
EEOS 21.1	18.8 - 21,1	9,2
EEOS 21.8	19,2 - 21,8	9,2
EEOS 23.8	21,0 - 23,8	9,2
EEOS 25.6	23,0 - 25,6	9,2
EEOS 26.3	23,3 - 26,3	9,2
EEOS 30	26,5 - 30,0	9,2

ACCESSORIES / HOSE CLAMPS

Hose clamps

Steel	Stainless steel	Clamping range	Width
SS 12	SS 12 IA	8 - 12	9
SS 16	SS 16 IA	10 - 16	9
SS 22	SS 22 IA	12 - 22	9
SS 27	SS 27 IA	16 - 27	9
SS 32	SS 32 IA	20 -32	9
SS 40	SS 40 IA	25 - 40	9
SS 50	SS 50 IA	35 - 50	9
SS 60	SS 60 IA	40 - 60	9
SS 70	SS 70 IA	50 - 70	9
SS 80	SS 80 IA	60 - 80	9
SS 90	SS 90 IA	70 - 90	9
SS 100	SS 100 IA	80 - 100	9
SS 110	SS 110 IA	90 - 110	9

Steel	Stainless steel	Clamping range	Width
SS 27/12	SS 27/12 IA	16 - 27	12
SS 32/12	SS 32/12 IA	20 - 32	12
SS 40/12	SS 40/12 IA	25 - 40	12
SS 50/12	SS 50/12 IA	35 - 50	12
SS 60/12	SS 60/12 IA	40 - 60	12
SS 70/12	SS 70/12 IA	50 - 70	12
SS 80/12	SS 80/12 IA	60 - 80	12
SS 90/12	SS 90/12 IA	70 - 90	12
SS 100/12	SS 100/12 IA	80 - 100	12
SS 110/12	SS 110/12 IA	90 - 110	12
SS 130/12	SS 130/12 IA	110 - 130	12
SS 150/12	SS 150/12 IA	130 - 150	12
SS 170/12	SS 170/12 IA	150 - 170	12
SS 190/12	SS 190/12 IA	170 - 190	

Material: Steel zink plated / Stainless steel 1.4301

Hinge bolt clamps

Item code	Clamping range	Width	Item code	Clamping range	Width
GBS 19	17 - 19	18	GBS 63	59 - 63	20
GBS 21	19 - 21	18	GBS 68	63 -68	20
GBS 23	21 - 23	18	GBS 73	68 -73	25
GBS 25	23 - 25	18	GBS 79	73 - 79	25
GBS 27	25 - 27	18	GBS 85	79 - 85	25
GBS 29	27 - 29	18	GBS 91	85 - 91	25
GBS 31	29 - 31	18	GBS 97	91 - 97	25
GBS 34	31 - 34	18	GBS 104	97 - 104	25
GBS 37	34 - 37	18	GBS 112	104 - 112	25
GBS 40	37 - 40	18	GBS 121	112 - 121	25
GBS 43	40 -43	18	GBS 130	121 - 130	30
GBS 47	43 -47	20	GBS 140	130 - 140	30
GBS 51	47 - 51	20	GBS 150	140 - 150	30
GBS 55	51 - 55	20	GBS 162	150 - 162	30
GBS 59	55- 59	20	GBS 174	162 - 174	30

Material: Tape and housing: Stainless steel 1.4016
Screw: Steel zink plated

Clamping pliers for ear clamps

Item code	Description
KZF EOS	Clamping front
KZFS EOS	Clamping front and side

Safety ring pliers (DIN 5256)

Item code	Description
SRZ A	For outside rings / shafts
SRZ I	For inside rings / bore holes

Hose cutter plier

Item code	Description (hose outside diameter)
SAS 17	0 - 17 mm
SAS 28	0 - 28 mm

Satefy rings

Material: Spring steel (phosphatised)

Item code	Diameter	Multicoupling series
SR DIN 471-16	16 mm	HPT.06 / MPT.06
SR DIN 471-19	19 mm	HPT.09 / MPT.09
SR DIN 471-21	21 mm	MXT.09
SR DIN 471-23	23 mm	RPT.10
SR DIN 471-24	24 mm	MPT.12
SR DIN 471-25	25 mm	RPT.12
SR DIN 471-38	38 mm	L-Bush BG-1

Steel	Stainless steel	Clamping range		Width
DB 121	0,10	12,0 mm	12	12 m
DB TFL B	0,10	12,7 mm	100 (<200°C) 16 (>200°C)	12
DB TFL	0,09	12,7 mm	200	4,6
DB TFL 13	0,09	12,7 mm	200	13,7
DB TFL 33	0,09	12, 7 mm	200	32,9

Hose clamps

max. 260°C

Item code	Packing	Thread	Immediate tightness	Hardening-speed	Beschreibung
LT 542/10	10	3/4"	no	medium	Thread sealant for highly stressed fine-threaded metal connections up to 3/4". Suitable for use with liquids as well as in pneumatic and hydraulic systems. Applications include machine building, temperature control systems, the automotive industry, and agricultural and construction machinery. DVGW-certified.
LT 542/50	25				
LT 542/250	250				
LT 572/50	50	3"	no	extremely slowly	Recommended for all metal coarse threads where delayed curing of the thread sealant is required.
LT 572/250	250				
LT 577/ 50	50	3"	yes	medium	For securing and sealing metal pipe threads, especially for low-temperature applications, e.g., for maintenance work on industrial plants outdoors. BAM approved for use with oxygen up to 15 bar and 60 °C. DVGW approved up to 2"
LT 577/250	250				
LT 5776/50	50	3"	yes	quick	Recommended for coarse metal threads, especially for applications requiring fast processing during outdoor maintenance work. DVGW approved.

Gewindedichtungen

max. 150°C

Material: Tape and housing: Stainless steel 1.4016
Screw: Steel zink plated

LINKING PRECISION WITH PERFORMANCE

QUICK COUPLING SOLUTIONS

FLEXQ 2026/ V2.0

baha-Tools GmbH

Holzheimer Straße 8 - 73037 Göppingen - Germany
Telefon: +49 7161 401617-0

E-Mail: info@flexq-connectors.com - www.flexq-connectors.com