FLEXQ CONNECTORS

LINKING PRECISION WITH PERFORMANCE QUICK COUPLING SOLUTIONS

MAIN CATALOGUE

Mono and Multicouplings

baha TOOLS

www.flexq-connectors.com

Expertise in Coupling Technology – Since 2003

Founded in autumn 2003, baha Tools GmbH has established itself as one of the leading companies in the field of pneumatic and hydraulic connection technology. Today, we are recognized nationwide as a key supplier of coupling systems, accessory components, and technical industrial supplies.

Our core competency lies in the development, optimization, and delivery of advanced coupling technologies for a wide range of applications. Whether in automation, mechanical engineering, medical technology, mobile hydraulics, or industrial production – baha Tools offers practical, high-performance solutions characterized by precision, reliability, and efficiency.

A major milestone in our company's development is the launch of our own coupling brand **FLEXQ**. This newly introduced product line sets new standards with a focus on:

- Ergonomic handling
- High flow capacity with minimal pressure loss
- Durability through high-grade materials such as AISI 316L, AISI 420, or chrome-plated steel
- Enhanced safety through integrated disconnect locks
- Compatibility with existing systems and interfaces

With this new generation of couplings, baha Tools combines proven industry standards with innovative product design and customer-specific solutions – ensuring maximum performance and operational safety even under demanding conditions.

Our technical excellence is driven by a team of experienced, qualified, and dedicated professionals who work with a strong sense of responsibility and entrepreneurial spirit. This allows us to deliver real added value – for our customers, for the market, and for the future of connection technology.

Dipl.-Ing. Aydin Hanedar

Managing Director

DISCOVER
OUR VARIETY.
FLEXQ Connectors
WORLDWIDE.

Kompetenz in der Kupplungstechnik – seit 2003

Die baha Tools GmbH wurde im Herbst 2003 gegründet und hat sich seither als eines der führenden Unternehmen im Bereich der pneumatischen und hydraulischen Verbindungstechnik etabliert. Deutschlandweit zählen wir heute zu den bekanntesten Anbietern für industrielle Verbindungslösungen, insbesondere für den Bedarf an Kupplungssystemen, Zubehörkomponenten und technischem Industriebedarf.

Unsere Kernkompetenz liegt in der Entwicklung, Optimierung und Bereitstellung moderner Kupplungstechnologien für unterschiedlichste Anwendungen. Ob für Automatisierungstechnik, Maschinenbau, Medizintechnik, Mobilhydraulik oder industrielle Produktionsprozesse – baha Tools bietet praxisorientierte Lösungen mit hoher Präzision, Zuverlässigkeit und Effizienz.

Ein besonderer Meilenstein in der Unternehmensentwicklung ist die Einführung unserer eigenen Kupplungsmarke **FLEXQ**. Sie steht für ein vollständig überarbeitetes Produktsortiment mit Fokus auf:

- Ergonomische Bedienbarkeit
- Hohe Durchflussleistung bei minimalem Druckverlust
- Langlebigkeit durch hochwertige Materialien wie AISI 316L, AISI 420 oder verchromten Stahl
- Erhöhte Sicherheit durch integrierte Entkupplungssperren
- Kompatibilität mit bestehenden Systemen und Schnittstellen

Mit dieser neuen Kupplungsgeneration kombiniert baha Tools bewährte Technikstandards mit innovativer Produktentwicklung und kundenorientierten Sonderlösungen – für höchste technische Anforderungen und maximale Betriebssicherheit.

Unsere technische Expertise basiert auf einem Team aus erfahrenen, qualifizierten und engagierten Mitarbeitern, die tagtäglich mit großem Verantwortungsbewusstsein an der Umsetzung kundenindividueller Lösungen arbeiten. So schaffen wir echte Mehrwerte – für unsere Kunden, für den Markt und für die Zukunft der Verbindungstechnik.

Dipl.-Ing. Aydin Hanedar

Geschäftsführer

DISCOVER
OUR VARIETY.
FLEXQ Connectors
WORLDWIDE.

INDEX

Type Typ	Description Beschreibung	Media Medium	max. Max. Pressure Max. Druck bar	Page Seite	
CPT	Flat Face Push-Pull	Fluids	50	6	
CPX	Flat Face Push-Pull	Hydraulics Fluids	180-400	14	
GPT	Full Flow	Fluids	10	20	
HHT	Full Flow	Fluids	75-460	26	
HPF	ISO 16028 Flat-Face	Hydraulics	250-400	32	
HPT	European Standard Profile For Cooling	Fluids	10-15	36	
IPT	International Standard Profile For Cooling	Fluids	10-15	48	
MPT	High Flow French Standard Profile For Cooling	Fluids	16	60	
PPT	ISO 7241-1 Serie B Standard	Hydraulics Fluids	50-300	70	
RPT	Ultra Flow Flat Face	Fluids	15-60	76	
SPF	High Flow Flat Face	Hydraulics	350-450	84	
SXF	High Flow Flat Face	Hydraulics	350-450	88	
UPT	French Standard Profile For Cooling	Fluids	10	94	
WHT	High Temperature	Fluids	20	104	

INDEX

Type Typ	Description Beschreibung	Media Medium	max. Max. Pressure Max. Druck bar	Page Seite	
RPC	Flat Face	Hydraulics	200	110	
MPC	Flat Face	Hydraulics	100	124	
MPT	High Flow French Standard Profile For Cooling	Fluids	16	138	
RPT	Ultra Flow Flat Face	Fluids	16	158	
AV	Aluminum Collectors	Pneumatics, Fluids	30	168	
BV	Brass Collectors	Pneumatics, Fluids	16	172	
EV	Stainless Steel Collectors	Pneumatics, Fluids	20	176	
MNG-E95S	Water / Air Hose	Pneumatics, Fluids	20	181	
MNG-P100S	Clampless hose for water	Fluids	21-24	182	
MNG-P120S	Clampless Hose for water	Fluids	16	183	
MNG-P140S	Clampless Hose for water	Fluids	21-28	184	
MNG-E140S	Water Hose	Fluids	20	185	
BTH-UF	PFA corrugated hose	Fluids	30-90	186	
BTH-UFT	PTFE corrugated hose	Fluids	30-90	188	

FLUIDS

FLEXQ CONNECTORS

CPT
Flat Face Push-Pull



LINKING PRECISION WITH PERFORMANCE

8 flow sizes - 8 Nennweiten

CPT, the proven coupling system for demanding applications.

CPT das bewährte Kupplungssystem für anspruchsvolle Applikationen.

Characteristics / Eigenschaften

- Non spill - flat face
- Optimized flow characteristics
- Ergonomic design
- Reliable and robust
- One hand option
- Option to install plug into recessed pocket

- Leckage frei, flachdichtend
- Optimierter Durchfluss
- Ergonomisches Design
- Zuverlässig und robust
- Einhand Option
- Versenkter Einbau des Nippels möglich

Automatic locking / Automatische Verriegelung

The coupling system can be easily connected with one hand, even in particularly hard-to-reach areas.

Selbst in beengten oder schwer erreichbaren Bereichen ist das Kupplungs-system problemlos mit einer Hand bedienbar.

CPT
FLAT FACE PUSH PULL



Series CPT

TEMPERATURE REGULATION

-- PROFILE FF --

Options

- Color coding R / B
- Push pull PP
- Special sleeve GH

Optionen

- Farbkodierung R / B
- Push pull PP
- Sonderhülse GH

Using areas

- Cooling heating
- Injection and blow moulding

Einsatzbereiche

- Temperierung
- Kunststoffindustrie / Blasformen

Materials	
Body Socket	Brass
Body Plug	Stainless steel
Body backpart	Brass
Sleeve	Stainless steel
Valve	Brass
Locking Ring	Stainless steel
Spring	Stainless steel
Balls	Stainless steel
Seals	FPM (V)

Materialien	
Kupplungskörper	Messing
Stecker Profil	Edelstahl
Stecker Hinterteil	Messing
Hülse	Edelstahl
Ventil	Messing
Sprengring	Edelstahl
Feder	Edelstahl
Kugeln	Edelstahl
Dichtungen	Viton (V)

VALVES

max. Temperature range / Temperaturbereich

Nitril (NBR)	N	- 15 °C +100 °C
Fluor Carbon (FPM)	V	- 20 °C +160 °C (Water / Wasser) -20 °C +200 °C (Heating Oil / Wärmeträgeröl

Always make sure no medium flows before disconnecting / Stellen Sie immer vor dem Trennen sicher, dass kein Medium fließt

	CPT 03	CPT 06	CPT 07	CPT 08	CPT 09	CPT 12	CPT 16	CPT 25
mm Flow Size Nennweiten mm	3	6	7	8	9	12	16	25
max. Pressure Druck bar	50	50	50	50	50	50	50	50

FLEXQ Serie CPT - Flow Rate vs Pressure Drop Graph / Durchflussrate vs Druckabfall

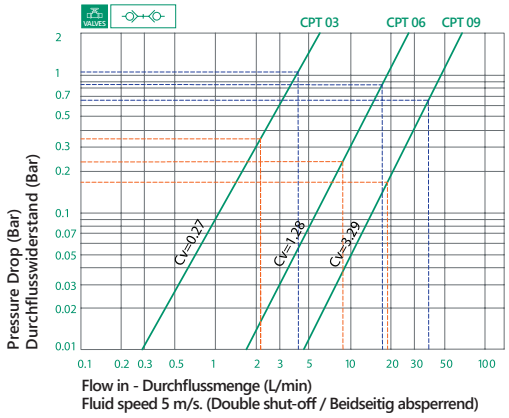

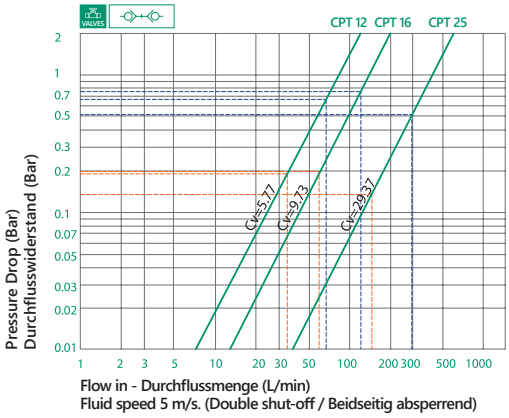

MONOCOUPLINGS FOR FLUIDS / SERIES CPT

Size		Ød	Ød1	L	HEX
3	CPT 03 FFB 18	BSP 1/8	17	49	13
	CPT 03 FNB 18	NPT 1/8	17	49	13
6	CPT 06 FFB 14	BSP 1/4	22	61	20
	CPT 06 FNB 14	NPT 1/4	22	61	20
	CPT 06 FFB 38	BSP 3/8	22	65	21
7	CPT 07 FFB 14	BSP 1/4	22	61	20
	CPT 07 FNB 14	NPT 1/4	22	61	20
	CPT 07 FFB 38	BSP 3/8	22	65	21
9	CPT 09 FFB 38	BSP 3/8	30	76	24
	CPT 09 FNB 12	NPT 1/2	30	78	25
	CPT 09 FFB 12	BSP 1/2	30	78	25
12	CPT 12 FFB 12	BSP 1/2	44	103	27
	CPT 12 FNB 12	NPT 1/2	44	103	27
16	CPT 16 FFB 34	BSP 3/4	55	130	36
	CPT 16 FNB 34	NPT 3/4	55	130	36
25	CPT 25 FFB 10	BSP 1	67	148	55
	CPT 25 FNB 10	NPT 1	67	148	55
	CPT 25 FFB 114	BSP 1 1/4	67	148	55
	CPT 25 FNB 114	NPT 1 1/4	67	148	55

Female thread socket
Kupplung mit Innengewinde

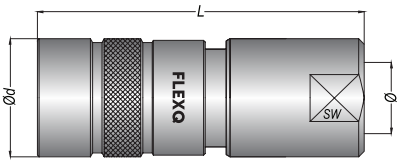

Size		Ød	Ø1	L	L1	HEX
3	CPT 03 FOB 18	BSP 1/8	17	47	8	14
6	CPT 06 FOB 14	BSP 1/4	22	59	11	20
	CPT 06 FOB 38	BSP 3/8	22	60	12	20
7	CPT 07 FOB 14	BSP 1/4	22	59	11	20
	CPT 07 FOB 38	BSP 3/8	22	60	12	20
9	CPT 09 FOB 38	BSP 3/8	28	80	12	24
	CPT 09 FOB 12	BSP 1/2	28	84	14	24
12	CPT 12 FOB 12	BSP 1/2	55	103	15	36
16	CPT 16 FOB 34	BSP 3/4	55	132	18	38
25	CPT 25 FOB 10	BSP 1	67	150	18	55
	CPT 25 FOB 114	BSP 1 1/4	67	154	22	55

Cylindrical male thread socket with O-Ring / Kupplung mit Aussengewinde zylindrisch mit O-Ring

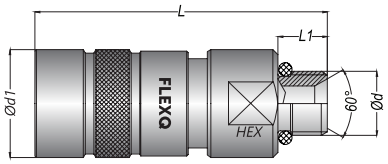

Cone 60° / 60° Konus

24°Innerconical male thread socket / Kupplung mit Aussengewinde 24°Innerkonus

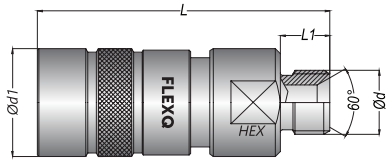

Cone 24° / 24° Konus

Size		Ød	Ød1	L	L1	HEX
6	CPT 06 FMB 1615-10	M16x1.5	22	59	11	20
7	CPT 07 FMB 1615-10	M16x1.5	22	59	11	20
9	CPT 09 FMB 1815-12	M18x1.5	28	80	11	24
3	CPT 03 FTB 18	NPT 1/8	17	48	9	14
6	CPT 06 FTB 14	NPT 1/4	22	60	12	20
7	CPT 07 FTB 14	NPT 1/4	22	60	12	20
9	CPT 09 FTB 38	NPT 3/8	28	83	14	24

Female thread socket 90° / Kupplung mit 90° Innengewinde

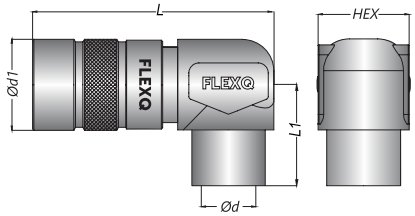

Cone 24° / 24° Konus

Size		Ød	Ød1	L	L1	HEX
6	CPT 06 FFB 14-90	BSP 1/4	22	58	25	21
6	CPT 06 FNB 14-90	NPT 1/4	22	58	25	21
7	CPT 07 FFB 14-90	BSP 1/4	22	58	25	21
7	CPT 07 FNB 14-90	NPT 1/4	22	58	25	21
9	CPT 07 FFB 38-90	BSP 3/8	28	77	20	25

Male thread socket 90° / Kupplung mit 90° Aussengewinde

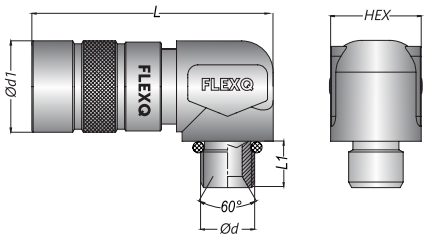

Cone 60° / 60° Konus

Size		Ød	Ød1	L	L1	HEX
6	CPT 06 FOB 14-90	BSP 1/4	22	58	11	21
7	CPT 07 FOB 14-90	BSP 1/4	22	58	11	21
9	CPT 09 FOB 38-90	BSP 3/8	28	77	12	25

24°Innerconical male thread socket 90°/ Kupplung mit 90° Aussengewinde 24°Innerkonus

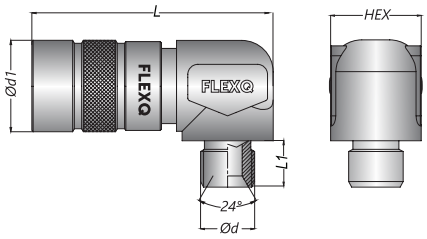

Cone 24° / 24° Konus

Size		Ød	Ød1	L	L1	HEX
6	CPT 06 FMB 1615-10-90	M16x1.5	22	58	11	21
7	CPT 07 FMB 1615-10-90	M16x1.5	22	58	11	21
9	CPT 09 FMB 1815-12-90	M18x1.5	28	77	12	25

Cylindrical male thread socket 90° / Kupplung mit 90° Aussengewinde zylindrisch

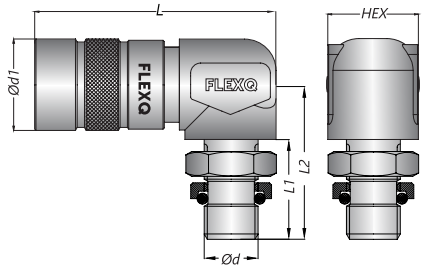

Size		Ød	Ød1	L	L1	L2	HEX
6	CPT 06 FOB 14x24-90	BSP 1/4	22	58	24	36	21
7	CPT 07 FOB 14x24-90	BSP 1/4	22	58	24	36	21
9	CPT 09 FOB 38x24-90	BSP 3/8	28	77	24	42	25

MONOCOUPLINGS FOR FLUIDS / SERIES CPT

Size		Ød	Ød1	L	L1	HEX
6	CPT 06 FHB 10	10 mm	22	75	26	20
6	CPT 06 FHB 12	12 mm	22	75	26	20
7	CPT 07 FHB 10	10 mm	22	75	26	20
7	CPT 07 FHB 12	12 mm	22	75	26	20
9	CPT 09 FHB 12	12 mm	28	115	26	24

Standard hose tail socket / Kupplung mit gerader Standard - Schlauchtülle

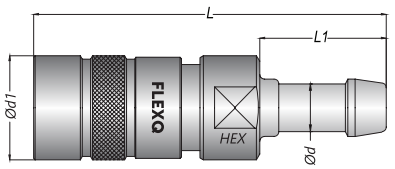

Size		Ød	Ød1	L	L1	HEX
6	CPT 06 FPB 10	10 mm	22	72	24	20
7	CPT 07 FPB 10	10 mm	22	72	24	20
9	CPT 09 FPB 13	13 mm	28	95.5	28	24

Push to connect hose tail socket / Kupplung mit gerader Schnellsteck - Schlauchtülle

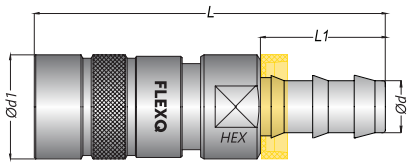

Size		Ød	Ød1	L	L1	L2	HEX
6	CPT 06 FHB 10-90	10 mm	22	57	28	38	21
7	CPT 07 FHB 10-90	10 mm	22	57	28	38	21
9	CPT 09 FHB 13-90	13 mm	28	95	28	42	25

Standard hose tail socket 90° / Kupplung mit 90° Standard - Schlauchtülle

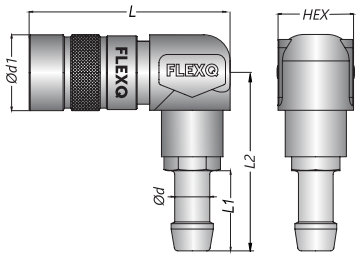

Size		Ød	Ød1	L	L1	L2	HEX
6	CPT 06 FPB 10-90	10 mm	22	57	24	38	21
7	CPT 07 FPB 10-90	10 mm	22	57	24	38	21
9	CPT 09 FPB 13-90	13 mm	28	95	28	42	25

Push to connect hose tail socket 90° / Kupplung mit 90° Schnellsteck - Schlauchtülle

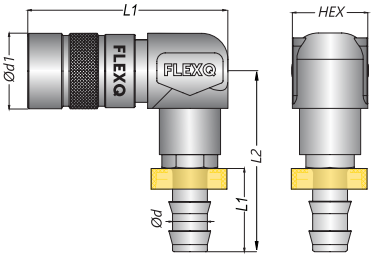

Female thread plug / Nippel mit Innengewinde

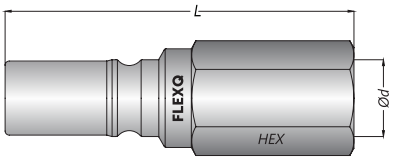

Size		Ød	L	HEX
3	CPT 03 MFB 18	BSP 1/8	41	14
	CPT 03 MNB 18	NPT 1/8	41	20
6	CPT 06 MFB 14	BSP 1/4	54	17
	CPT 06 MFB 38	BSP 3/8	54	19
7	CPT 07 MFB 14	BSP 1/4	54	17
	CPT 07 MFB 38	BSP 3/8	54	19
9	CPT 09 MFB 38	BSP 3/8	67	24
	CPT 09 MNB 38	NPT 3/8	67	24
12	CPT 12 MFB 12	BSP 1/2	90	30
	CPT 12 MNB 12	NPT 1/2	90	30
16	CPT 16 MFB 34	BSP 3/4	102	38
	CPT 16 MNB 34	NPT 3/4	102	38
25	CPT 25 MFB 10	BSP 1	123	55
	CPT 25 MNB 10	NPT 1	123	55
	CPT 25 MFB 114	BSP 1-1/4	126	55
	CPT 25 MNB 114	NPT 1-1/4	123	55

Cylindrical male thread plug / Nippel mit Aussengewinde zylindrisch

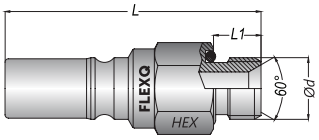

Size		Ød	L	L1	HEX
3	CPT 03 MOB 18	BSP 1/8	40	8	13
6	CPT 06 MOB 14	BSP 1/4	54	10	17
	CPT 06 MOB 38	BSP 3/8	54	10	19
7	CPT 07 MOB 14	BSP 1/4	54	10	17
	CPT 07 MOB 38	BSP 3/8	54	10	21
9	CPT 09 MOB 38	BSP 3/8	67	13	24
12	CPT 12 MOB 12	BSP 1/2	88	15	30
16	CPT 16 MOB 34	BSP 3/4	103	18	38
25	CPT 25 MOB 114	BSP 1 1/4	128	21	55

Cylindrical male thread plug extention / Verlängerungsnippel mit Aussengewinde zylindrisch

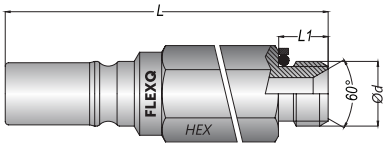

Size		Ød	L	L1	HEX
6	CPT 06 MOB 14-64	BSP 1/4	64	10	17
	CPT 06 MOB 14-80	BSP 1/4	82	10	17
	CPT 06 MOB 14-110	BSP 1/4	112	10	17
7	CPT 07 MOB 14-64	BSP 1/4	64	10	17
	CPT 07 MOB 14-80	BSP 1/4	82	10	17
	CPT 07 MOB 14-110	BSP 1/4	112	10	17

MONOCOUPLINGS FOR FLUIDS / SERIES CPT

Size		Ød	L	L1	HEX
6	CPT 06 MRB 14	BSPT 1/4	56	12	17
	CPT 06 MTB 14	NPT 1/4	57	13	17
	CPT 06 MRB 38	BSPT 3/8	57	13	19
7	CPT 07 MRB 14	BSPT 1/4	56	12	17
	CPT 07 MTB 14	NPT 1/4	57	13	17
	CPT 07 MRB 38	BSPT 3/8	57	13	19
9	CPT 09 MRB 38	BSPT 3/8	69	13	23
	CPT 09 MTB 38	NPT 3/8	69	13	23
12	CPT 12 MRB 12	BSPT 1/2	90	17	30
	CPT 12 MTB 12	NPT 1/2	90	17	30
16	CPT 16 MRB 34	BSPT 3/4	104	19	38
	CPT 16 MTB 34	NPT 3/4	104	19	38
25	CPT 25 MRB 114	BSPT 1 1/4	130	23	55
	CPT 25 MTB 114	NPT 1 1/4	130	23	55

Conical male thread plug / Nippel mit Aussengewinde konisch

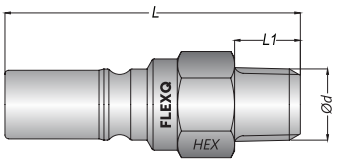

Size		Ød	L	L1	L2	HEX
6	CPT 06 MOB 14x24-90	BSP 1/4	45	34	24	21
7	CPT 07 MOB 14x24-90	BSP 1/4	45	34	24	21
9	CPT 09 MOB 14x38-90	BSP 3/8	73	42	24	25

Cylindrical male thread plug 90° / Nippel mit 90° Aussengewinde zylindrisch

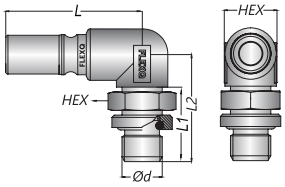

FLUIDS

FLEXQ
CONNECTORS

CPX
Flat Face Push-Pull

LINKING PRECISION WITH PERFORMANCE

8 flow sizes - 8 Nennweiten

CPX, the proven coupling system for demanding applications.

CPX das bewährte Kupplungssystem für anspruchsvolle Applikationen.

Characteristics / Eigenschaften

- Non spill - flat face
- Stainless steel
- Optimized flow characteristics
- Ergonomic design
- Reliable and robust
- One hand option
- Option to install plug into recessed pocket

- Leckage frei, flachdichtend
- Edelstahl
- Optimierter Durchfluss
- Ergonomisches Design
- Zuverlässig und robust
- Einhand Option
- Versenkter Einbau des Nippels möglich

Safe and quick locking / Schnelle und sichere Verriegelung

The coupling system can be easily connected with one hand, even in particularly hard-to-reach areas.

Selbst in beengten oder schwer erreichbaren Bereichen ist das Kupplungs-system problemlos mit einer Hand bedienbar.

CPX FLAT FACE PUSH PULL

Series CPX

TEMPERATURE REGULATION

-- PROFILE FF --

Options

- Color coding R / B
- Brass free BF
- Special sleeve GH

Optionen

- Farbkodierung R / B
- Messing frei BF
- Sonderhülse GH

Using areas

- Core pullers
- Injection and blow moulding

Einsatzbereiche

- Kernzug
- Kunststoffindustrie / Blasformen

Materials	
Body Socket	Brass
Body Plug	Stainless steel
Body backpart	Brass
Sleeve	Stainless steel
Valve	Brass
Locking Ring	Stainless steel
Spring	Stainless steel
Balls	Stainless steel
Seals	FPM (V)

Materialien	
Kupplungskörper	Messing
Stecker Profil	Edelstahl
Stecker Hinterteil	Messing
Hülse	Edelstahl
Ventil	Messing
Sprengring	Edelstahl
Feder	Edelstahl
Kugeln	Edelstahl
Dichtungen	Viton (V)

VALVES

max. Temperature range / Temperaturbereich

Nitril (NBR)	N	- 15 °C +100 °C
Fluor Carbon (FPM)	V	- 20 °C +160 °C (Water / Wasser) -20 °C +200 °C (Heating Oil / Wärmeträgeröl

Always make sure no medium flows before disconnecting / Stellen Sie immer vor dem Trennen sicher, dass kein Medium fließt

	CPX 03	CPX 06	CPX 09	CPX 12	CPX 16
mm Flow Size Nennweiten mm	3	6	9	12	16
max. Pressure Druck bar	400	180	180	180	180

FLEXQ Serie CPX - Flow Rate vs Pressure Drop Graph / Durchflussrate vs Druckabfall

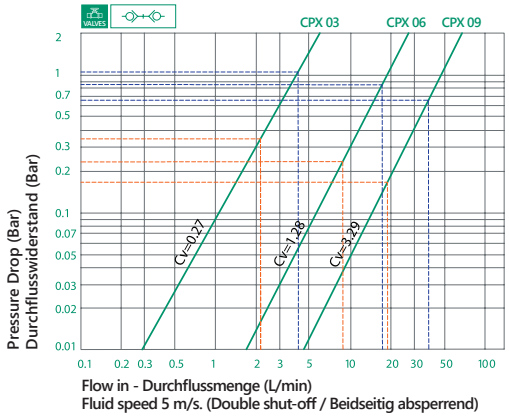

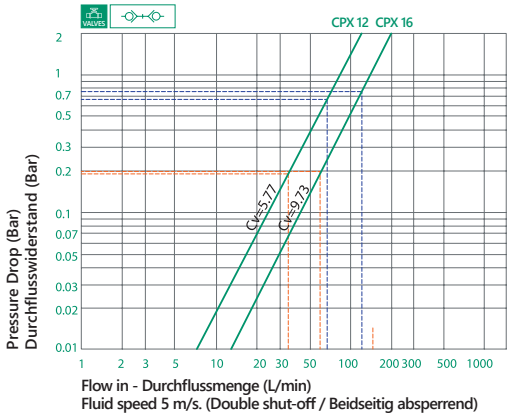

MONOCOUPLINGS FOR FLUIDS / SERIES CPX

Size		Ød	Ød1	L	HEX
3	CPX 03 FFB 18	BSP 1/8	17	49	13
6	CPX 06 FFB 14	BSP 1/4	24	60	20
	CPX 06 FNB 14	NPT 1/4	24	60	20
	CPX 06 FFB 38	BSP 3/8	24	64	21
9	CPX 09 FFB 38	BSP 3/8	31	76	24
	CPX 09 FNB 38	NPT 3/8	31	76	24
12	CPX 12 FFB 12	BSP 1/2	48	103	27
	CPX 12 FNB 12	NPT 1/2	48	103	27
16	CPX 16 FFB 34	BSP 3/4	54	133	36
	CPX 16 FNB 34	NPT 3/4	54	130	36

Female thread socket
Kupplung mit Innengewinde

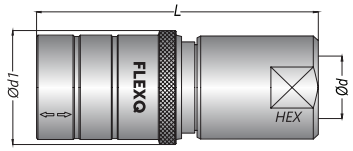

Size		Ød	Ød1	L	L1	HEX
3	CPX 03 FOB 18	BSP 1/8	17	49	10	14
6	CPX 06 FOB 14	BSP 1/4	24	60	11	20
9	CPX 09 FOB 38	BSP 3/8	31	80	12	24
12	CPX 12 FOB 12	BSP 1/2	44	109	14	27
16	CPX 16 FOB 34	BSP 3/4	54	137	20	32

Cylindrical male thread socket with O-Ring / Kupplung mit Aussengewinde zylindrisch mit O-Ring

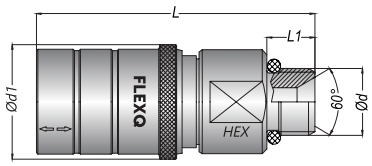

Cone 60° / 60° Konus

Size		Ød	Ød1	L	L1	HEX
6	CPX 06 FMB 1415-08	M14x1.5	24	61	10	20
6	CPX 06 FMB 1615-10	M16x1.5	24	61	11	20
9	CPX 09 FMB 1815-12	M18x1.5	36	79	11	24
12	CPX 12 FMB 2215-15	M22x1.5	44	108	12	27
16	CPX 16 FMB 3020-22	M30x2.0	53.5	136	14	41

24°Innerconical male thread socket / Kupplung mit Aussengewinde 24°Innerkonus

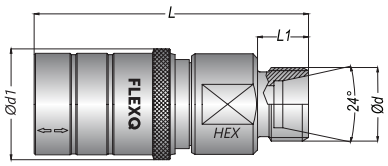

Cone 24° / 24° Konus

Female thread plug / Nippel mit Innengewinde

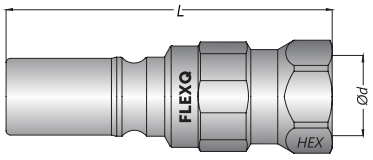

Size		Ød	L	HEX
3	CPX 03 MFB 18	BSP 1/8	43.5	13
	CPX 03 MNB 18	NPT 1/8	41.5	13
6	CPX 06 MFB 14	BSP 1/4	59	17
	CPX 06 MFB 38	BSP 3/8	61	21
	CPX 06 MNB 14	NPT 1/4	58	17
9	CPX 09 MFB 38	BSP 3/8	71	23
	CPX 09 MNB 38	NPT 3/8	70	23
12	CPX 12 MFB 12	BSP 1/2	90	30
	CPX 12 MNB 12	NPT 1/2	90	30
16	CPX 16 MFB 34	BSP 3/4	105	38
	CPX 16 MNB 34	NPT 3/4	102	38

Cylindrical male thread plug / Nippel mit Aussengewinde zylindrisch

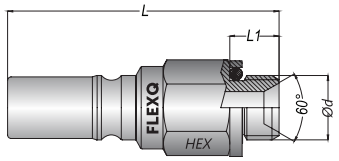

Size		Ød	L	L1	HEX
3	CPX 03 MOB 18	BSP 1/8	39.5	8	13
6	CPX 06 MOB 14	BSP 1/4	54	10	17
9	CPX 09 MOB 38	BSP 3/8	66	11	23
12	CPX 12 MOB 12	BSP 1/2	85	14	30
16	CPX 16 MOB 34	BSP 3/4	100.5	15	38
	CPX 16 MOB 10	BSP 1	106	20	41

Cylindrical male thread plug extention / Verlängerungsnippel mit Aussengewinde zylindrisch

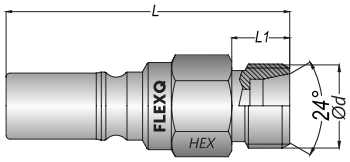

Size		Ød	L	L1	HEX
3	CPX 03 MMB 1215-06	M12x1.5	40	10	13
6	CPX 06 MMB 1415-08	M14x1.5	52	10	17
6	CPX 06 MMB 1615-10	M16x1.5	53	11	17
9	CPX 09 MMB 1815-12	M18x1.5	65	11	23
12	CPX 12 MMB 2215-15	M22x1.5	81	12	30
16	CPX 16 MMB 3020-22	M30x20	98	14	38

FLUIDS

FLEXQ
CONNECTORS

GPT
High Flow



LINKING PRECISION WITH PERFORMANCE

GPT, the free flow quick coupling system for low pressure applications and all media

GPT, das Kupplungsystem mit freiem Durchfluss für Niederdruckanwendungen und alle Medien

Characteristics / Eigenschaften

- Optimized flow characteristics
- One-hand connection
- Compact and ergonomic design
- Wide flow size range
- Available in stainless steel
- Chrome plated surface

- Optimierter Durchfluss
- Einhandbedienung
- Kompaktes und ergonomisches Design
- Große Nennweiten
- In Edelstahl erhältlich
- Verchromte Oberfläche

Safe and quick locking / Schnelle und sichere Verriegelung

The stainless- steel balls provide a reliable locking.
The locking sleeve is ergonomic designed - thanks to this properties GPT series become a comfortable and safe quick connecting and disconnecting coupling system.

Je nach Größe sorgen die Kugeln für eine zuverlässige Verriegelung. Die Verriegelungshülse ist ergonomisch gestaltet. Dank dieser Eigenschaften wird die GPT-Serie zu einem komfortablen Schnellkupplungssystem und garantiert sicheres Ein- und Auskuppeln.

Chrome plated surface / Verchromte Oberfläche

The chrome-plated nipple body made of AISI 420 is very durable and robust.

Der aus AISI 420 gefertigte und verchromte Nippel ist äußerst widerstandsfähig und robust.

GPT HIGH FLOW

SERIES GPT

FULL FLOW

-- PROFILE GPT --

Options / Optionen

- Color coding / Farbkodierung R / B
- Stainless Steel / Edelstahl VA

Using areas / Einsatzbereiche

- Testing units / Prüfstände
- Injection moulding / Kunststoffindustrie

Materials	
Body Socket	Brass chrome plated
Body Plug	AISI 420 hardened
Sleeve	Brass chrome plated
Valve	-
Locking Ring	Stainless steel
Spring	Stainless steel
Balls	Stainless steel
Seals	Nitrile (N)

Materialien	
Kupplungskörper	Messing verchromt
Stecker	AISI 420 gehärtet
Hülse	Messing verchromt
Ventil	-
Sprengring	Edelstahl
Feder	Edelstahl
Kugeln	Edelstahl
Dichtungen	Nitril (N)

VALVES

max.

Temperature range / Temperaturbereich

Nitril (NBR)	N	- 15 °C +100 °C
Fluor Carbon (FPM)	V	- 20 °C +160 °C (Water / Wasser) -20 °C +200 °C (Heating Oil / Wärmeträgeröl

Make sure no medium flows before disconnecting / Stellen Sie vor dem Trennen sicher, dass kein Medium fließt

	GPT 25	GPT 33	GPT 42
mm Flow Size Nennweiten mm	25	33	42
max. Pressure Druck bar	10	10	10

FLEXQ Serie GPT - Flow Rate vs Pressure Drop Graph / Durchflussrate vs Druckabfall

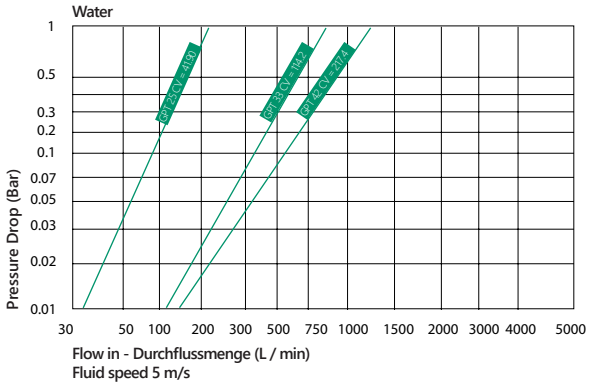

MONOCOUPLINGS FOR FLUIDS / SERIES GPT

Size		Ød	Ød1	L1	HEX
25	GPT 25 FFF 10	BSP 1	54	57	41
33	GPT 33 FFF 114	BSP 1-1/4	65	62	50
42	GPT 42 FFF 112	BSP 1-1/2	78	66	60

Cylindrical female thread socket
Kupplung mit Innengewinde zylindrisch

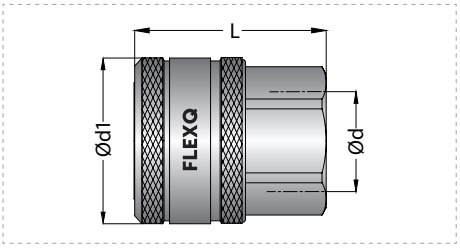

Size		Ød	Ød1	L	L1	HEX
25	GPT 25 FMF 10	BSP 1	54	84	19	41
33	GPT 33 FMF 114	BSP 1-1/4	65	91	19	50
42	GPT 42 FMF 112	BSP 1-1/2	78	98	20	60

Cylindrical male thread socket
Kupplung mit Ausengewinde zylindrisch

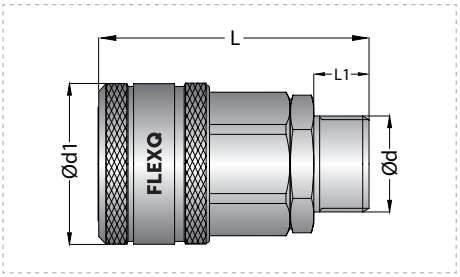

Size		Ød	Ød1	L	L1	HEX
25	GPT 25 FHF 25	25 mm	54	117	50	41
25	GPT 25 FHF 32	32 mm	54	117	50	41
33	GPT 33 FHF 32	32 mm	65	122	50	50
33	GPT 33 FHF 38	38 mm	65	122	50	50
42	GPT 42 FHF 44	44 mm	78	126	50	60

Standard hose tail socket
Kupplung mit gerader Standard - Schlauchtülle

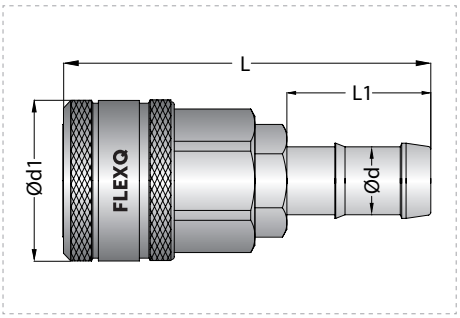

Cylindrical female thread plug
Nippel mit Innengewinde zylindrisch

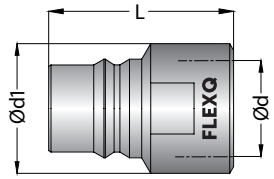

Size		Ød	Ød1	L1	HEX
25	GPT 25 MFF 10	BSP 1	45	61	41
33	GPT 33 MFF 114	BSP 1-1/4	55	66	50
42	GPT 42 MFF 112	BSP 1-1/2	65	74	60

Cylindrical male thread plug
Nippel mit Ausengewinde zylindrisch

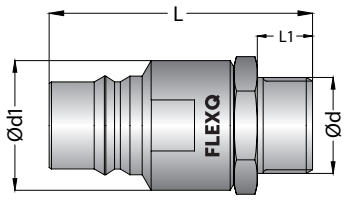

Size		Ød	Ød1	L	L1	HEX
25	GPT 25 MMF 10	BSP 1	45	88	19	41
33	GPT 33 MMF 114	BSP 1-1/4	55	95	19	50
42	GPT 42 MMF 112	BSP 1-1/2	65	106	20	60

Standard hose tail plug
Nippel mit gerader Standard - Schlauchtülle

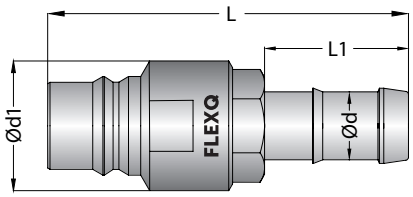

Size		Ød	Ød1	L	L1	HEX
25	GPT 25 MHF 25	25 mm	54	120	50	41
25	GPT 25 MHF 32	32 mm	54	120	50	41
33	GPT 33 MHF 32	32 mm	55	125	50	50
33	GPT 33 MHF 38	38 mm	55	125	50	50
42	GPT 42 MHF 44	44 mm	65	130	50	60

FLUIDS

FLEXQ
CONNECTORS

HHT
Full Flow

LINKING PRECISION WITH PERFORMANCE

HHT, the international standard quick coupling system for low pressure applications and all media

HHT, das internationale Profil für Niederdruckanwendungen und alle Medien

Characteristics / Eigenschaften

- Optimized flow characteristics
- Ergonomic und compact design
- Wide flow size range
- Available in stainless-steel
- International profile

- Optimierter Durchfluss
- Ergonomische und kompakte Bauform
- Große Nennweiten
- In Edelstahl erhältlich
- Internationales Profil

Safe and quick locking / Schnelle und sichere Verriegelung

Depending on the size, the balls provide a reliable locking.
The locking sleeve is ergonomic designed - thanks to this properties HHT series become a comfortable and safe
quick connecting and disconnecting coupling system.

Je nach Größe sorgen die Kugeln für eine zuverlässige Verriegelung. Die Verriegelungshülse ist ergonomisch gestaltet. Dank dieser Eigenschaften wird die HHT-Serie zu einem komfortablen Schnellkupplungssystem und garantiert sicheres Ein- und Auskuppeln.

HHT COOLING STANDARD

VALVES

FLEXQ Series HHT

-- PROFILE INTERNATIONAL --

Options / Optionen		Using areas / Einsatzbereiche
• Color coding / Farbkodierung • Stainless Steel / Edelstahl • Safety locking / Sicherheitsverriegelung	R / B VA S	• Cooling heating / Temperierung • Injection moulding / Kunststoffindustrie

Standard version Brass / Meesing Materials / Materialien

Body Socket	Brass	Kupplungskörper	Messing
Body Plug	Brass	Stecker	Messing
Sleeve	Brass	Hülse	Messing
Locking Ring	Stainless steel	Sprengring	Edelstahl
Spring	Stainless steel	Feder	Edelstahl
Balls	Stainless steel	Kugeln	Edelstahl
Seals	Nitril (NBR)	Dichtungen	Nitril (NBR)

Steel version / Stahl Version Materials / Materialien

Body Socket	Steel nickel pl.	Kupplungskörper	Stahl vez.
Body Plug	Steel nickel pl.	Stecker	Stahl verz.
Sleeve	Steel nickel pl.	Hülse	Stahl verz.
Locking Ring	Stainless steel	Sprengring	Edelstahl
Spring	Stainless steel	Feder	Edelstahl
Balls	Stainless steel	Kugeln	Edelstahl
Seals	Nitril (NBR)	Dichtungen	Nirtil (NBR)

max.°C Temperature range / Temperaturbereich

Nitril (NBR)	N	- 15 °C +100 °C
Fluor Carbon (FPM)	V	- 20 °C +160 °C (Water / Wasser) -20 °C +200 °C (Heating Oil / Wärmeträgeröl

	HHT 04	HHT 06	HHT 10	HHT 13	HHT 19	HHT 25	HHT 32	HHT 38
mm Flow Size Nennweiten	4	6	10	13	19	25	32	38

max. bar Pressure Druck

Check the table at page 31 / Siehe Tabelle auf Seite 31

Always make sure no medium flows before disconnecting / Stellen Sie immer vor dem Trennen sicher, dass kein Medium fließt

FLEXQ Serie HHT - Flow Rate & Pressure Drop Graph / Durchfluss- und Druckabfalldiagramm

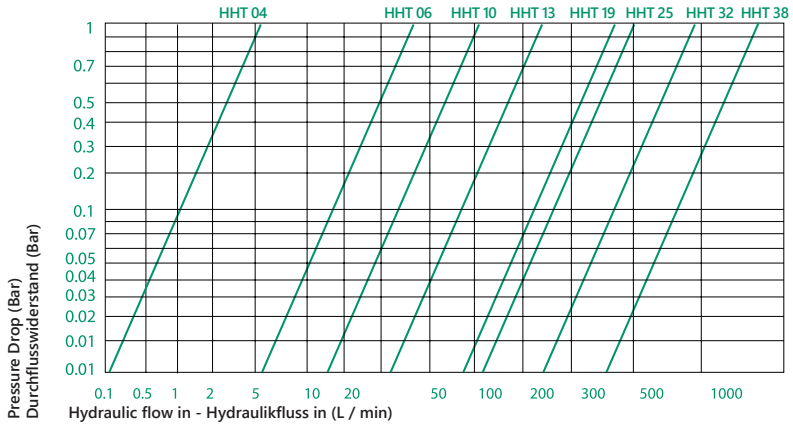

MONOCOUPLINGS FOR FLUIDS / SERIES HHT

Female thread socket / Kupplung mit Innengewinde

Size	Brass Messing	Steel Stahl	Stainless Steel Edelstahl 303	Ød	Ød1	L	HEX
4	HHT 04 FFF 18	HHT 04 FFF 18 ST	HHT 04 FFF 18 VA	BSP 1/8	16	25	14
	HHT 04 FNF 18	HHT 04 FNF 18 ST	HHT 04 FNF 18 VA	NPT 1/8	16	25	14
6	HHT 06 FFF 14	HHT 06 FFF 14 ST	HHT 06 FFF 14 VA	BSP 1/4	24	37	21
	HHT 06 FNF 14	HHT 06 FNF 14 ST	HHT 06 FNF 14 VA	NPT 1/4	24	37	21
10	HHT 10 FFF 38	HHT 10 FFF 38 ST	HHT 10 FFF 38 VA	BSP 3/8	28	40	24
	HHT 10 FNF 38	HHT 10 FNF 38 ST	HHT 10 FNF 38 VA	NPT 3/8	28	40	24
13	HHT 13 FFF 12	HHT 13 FFF 12 ST	HHT 13 FFF 12 VA	BSP 1/2	32	50	27
	HHT 13 FNF 12	HHT 13 FNF 12 ST	HHT 13 FNF 12 VA	NPT 1/2	32	50	27
19	HHT 19 FFF 34	HHT 19 FFF 34 ST	HHT 19 FFF 34 VA	BSP 3/4	41	54	36
	HHT 19 FNF 34	HHT 19 FNF 34 ST	HHT 19 FNF 34 VA	NPT 3/4	41	54	36
25	HHT 25 FFF 10	HHT 25 FFF 10 ST	HHT 25 FFF 10 VA	BSP 1	50	60	41
	HHT 25 FNF 10	HHT 25 FNF 10 ST	HHT 25 FNF 10 VA	NPT 1	50	60	41
32	HHT 32 FFF 114	HHT 32 FFF 114 ST	HHT 32 FFF 114 VA	BSP 1 1/4	60	62	50
	HHT 32 FNF 114	HHT 32 FNF 114 ST	HHT 32 FNF 114 VA	NPT 1 1/4	60	62	50
38	HHT 38 FFF 112	HHT 38 FFF 112 ST	HHT 38 FFF 112 VA	BSP 1 1/2	79	74	65
	HHT 38 FNF 112	HHT 38 FNF 112 ST	HHT 38 FNF 112 VA	NPT 1 1/2	79	74	65

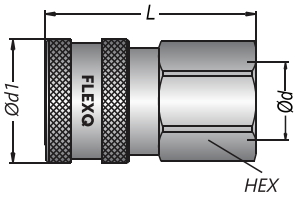

Male thread socket / Kupplung mit Aussengewinde

Size	Brass Messing	Steel Stahl	Stainless Steel Edelstahl 303	Ød	Ød1	L	L1	HEX
4	HHT 04 FRF 18	HHT 04 FRF 18 ST	HHT 04 FRF 18 VA	BSPT 1/8	16	26	9	14
	HHT 04 FTF 18	HHT 04 FTF 18 ST	HHT 04 FTF 18 VA	NPT 1/8	16	26	9	14
6	HHT 06 FRF 14	HHT 06 FRF 14 ST	HHT 06 FRF 14 VA	BSPT 1/4	24	40	12	21
	HHT 06 FTF 14	HHT 06 FTF 14 ST	HHT 06 FTF 14 VA	NPT 1/4	24	40	12	21
10	HHT 10 FRF 38	HHT 10 FRF 38 ST	HHT 10 FRF 38 VA	BSPT 3/8	28	43	12	24
	HHT 10 FTF 38	HHT 10 FTF 38 ST	HHT 10 FTF 38 VA	NPT 3/8	28	43	12	24
13	HHT 13 FRF 12	HHT 13 FRF 12 ST	HHT 13 FRF 12 VA	BSPT 1/2	32	51	17	27
	HHT 13 FTF 12	HHT 13 FTF 12 ST	HHT 13 FTF 12 VA	NPT 1/2	32	51	17	27
19	HHT 19 FRF 34	HHT 19 FRF 34 ST	HHT 19 FRF 34 VA	BSPT 3/4	41	57	19	36
	HHT 19 FTF 34	HHT 19 FTF 34 ST	HHT 19 FTF 34 VA	NPT 3/4	41	57	19	36
25	HHT 25 FRF 10	HHT 25 FRF 10 ST	HHT 25 FRF 10 VA	BSPT 1	50	66	23	41
	HHT 25 FTF 10	HHT 25 FTF 10 ST	HHT 25 FTF 10 VA	NPT 1	50	66	23	41
32	HHT 32 FRF 114	HHT 32 FRF 114 ST	HHT 32 FRF 114 VA	BSPT 1 1/4	60	78	24	50
	HHT 32 FTF 114	HHT 32 FTF 114 ST	HHT 32 FTF 114 VA	NPT 1 1/4	60	78	24	50
38	HHT 38 FRF 112	HHT 38 FRF 112 ST	HHT 38 FRF 112 VA	BSPT 1 1/2	79	80	25	65
	HHT 38 FTF 112	HHT 38 FTF 112 ST	HHT 38 FTF 112 VA	NPT 1 1/2	79	80	25	65

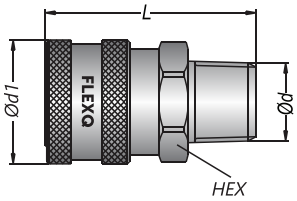

Female thread plug / Nippel mit Innengewinde

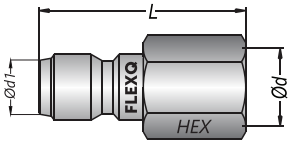

Size	Brass Messing	Steel Stahl	Stainless Steel Edelstahl 303	Ød	Ød1	L	HEX
4	HHT 04 MFF 18	HHT 04 MFF 18 ST	HHT 04 MFF 18 VA	BSP 1/8	8	24	14
	HHT 04 MNF 18	HHT 04 MNF 18 ST	HHT 04 MNF 18 VA	NPT 1/8	8	24	14
6	HHT 06 MFF 14	HHT 06 MFF 14 ST	HHT 06 MFF 14 VA	BSP 1/4	12	36	17
	HHT 06 MNF 14	HHT 06 MNF 14 ST	HHT 06 MNF 14 VA	NPT 1/4	12	36	17
10	HHT 10 MFF 38	HHT 10 MFF 38 ST	HHT 10 MFF 38 VA	BSP 3/8	15	42	22
	HHT 10 MNF 38	HHT 10 MNF 38 ST	HHT 10 MNF 38 VA	NPT 3/8	15	42	22
13	HHT 13 MFF 12	HHT 13 MFF 12 ST	HHT 13 MFF 12 VA	BSP 1/2	18	48	24
	HHT 13 MNF 12	HHT 13 MNF 12 ST	HHT 13 MNF 12 VA	NPT 1/2	18	48	24
19	HHT 19 MFF 34	HHT 19 MFF 34 ST	HHT 19 MFF 34 VA	BSP 3/4	25	49	30
	HHT 19 MNF 34	HHT 19 MNF 34 ST	HHT 19 MNF 34 VA	NPT 3/4	25	49	30
25	HHT 25 MFF 10	HHT 25 MFF 10 ST	HHT 25 MFF 10 VA	BSP 1	33	60	38
	HHT 25 MNF 10	HHT 25 MNF 10 ST	HHT 25 MNF 10 VA	NPT 1	33	60	38
32	HHT 32 MFF 114	HHT 32 MFF 114 ST	HHT 32 MFF 114 VA	BSP 1 1/4	42	61	50
	HHT 32 MNF 114	HHT 32 MNF 114 ST	HHT 32 MNF 114 VA	NPT 1 1/4	42	61	50
38	HHT 38 MFF 112	HHT 38 MFF 112 ST	HHT 38 MFF 112 VA	BSP 1 1/2	52	72	55
	HHT 38 MNF 112	HHT 38 MNF 112 ST	HHT 38 MNF 112 VA	NPT 1 1/2	52	72	55

Male thread plug / Nippel mit Aussengewinde

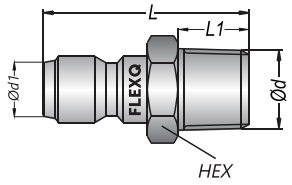

Size	Brass Messing	Steel Stahl	Stainless Steel Edelstahl 303	Ød	Ød1	L	L1	HEX
4	HHT 04 MRF 18	HHT 04 MRF 18 ST	HHT 04 MRF 18 VA	BSPT 1/8	8	28	9	12
	HHT 04 MTF 18	HHT 04 MTF 18 ST	HHT 04 MTF 18 VA	NPT 1/8	8	28	9	12
6	HHT 06 MRF 14	HHT 06 MRF 14 ST	HHT 06 MRF 14 VA	BSPT 1/4	12	38	11	14
	HHT 06 MTF 14	HHT 06 MTF 14 ST	HHT 06 MTF 14 VA	NPT 1/4	12	38	11	14
10	HHT 10 MRF 38	HHT 10 MRF 38 ST	HHT 10 MRF 38 VA	BSPT 3/8	15	42	12	17
	HHT 10 MTF 38	HHT 10 MTF 38 ST	HHT 10 MTF 38 VA	NPT 3/8	15	42	12	17
13	HHT 13 MRF 12	HHT 13 MRF 12 ST	HHT 13 MRF 12 VA	BSPT 1/2	18	49	17	22
	HHT 13 MTF 12	HHT 13 MTF 12 ST	HHT 13 MTF 12 VA	NPT 1/2	18	49	17	22
19	HHT 19 MRF 34	HHT 19 MRF 34 ST	HHT 19 MRF 34 VA	BSPT 3/4	25	56	19	27
	HHT 19 MTF 34	HHT 19 MTF 34 ST	HHT 19 MTF 34 VA	NPT 3/4	25	56	19	27
25	HHT 25 MRF 10	HHT 25 MRF 10 ST	HHT 25 MRF 10 VA	BSPT 1	33	63	22	35
	HHT 25 MTF 10	HHT 25 MTF 10 ST	HHT 25 MTF 10 VA	NPT 1	33	63	22	35
32	HHT 32 MRF 114	HHT 32 MRF 114 ST	HHT 32 MRF 114 VA	BSPT 1 1/4	42	69	24	45
	HHT 32 MTF 114	HHT 32 MTF 114 ST	HHT 32 MTF 114 VA	NPT 1 1/4	42	69	24	45
38	HHT 38 MRF 112	HHT 38 MRF 112 ST	HHT 38 MRF 112 VA	BSPT 1 1/2	52	84	25	55
	HHT 38 MTF 112	HHT 38 MTF 112 ST	HHT 38 MTF 112 VA	NPT 1 1/2	52	84	25	55

MONOCOUPLINGS FOR FLUIDS / SERIES HHT

Technical Specifications		Working Pressure / Betriebsdruck		
Size		Brass - Messing	Steel - Stahl (ST)	Stainless steel - Edelstahl (VA) -- AISI 303 --
		Bar	Bar	Bar
HHT 04	BSP 1/8	170	170	285
HHT 06	BSP 1/4	300	310	460
HHT 10	BSP 3/8	170	190	380
HHT 13	BSP 1/2	170	190	200
HHT 19	BSP 3/4	125	190	200
HHT 25	BSP 1	75	150	125
HHT 32	BSP 1-1/4	125	125	135
HHT 38	BSP 1-1/2	100	115	120

HYDRAULICS

FLEXQ
CONNECTORS

HPF
ISO 16028 Flat-Face

LINKING PRECISION WITH PERFORMANCE

HPF, the standardized coupling system for demanding hydraulic applications

HPF, das standardisierte Kupplungssystem für anspruchsvolle Hydraulik Anwendungen

Characteristics / Eigenschaften

- Non spill - flat face
- Optimized flow characteristics
- One-hand connection
- Ergonomic design
- Wide flow size range
- Available in stainless steel
- ISO profile (16028)

- Leckage frei, flachdichtend
- Optimierter Durchfluss
- Einhandbedienung
- Ergonomisches Design
- Große Nennweiten
- In Edelstahl erhältlich
- ISO Profil (16028)

Safe and quick locking / Schnelle und sichere Verriegelung

Depending on the size, the balls provide a reliable locking. The locking sleeve is ergonomic designed - thanks to this properties HPF series becomes a comfortable and safe coupling system and ensures safe locking and unlocking.

Je nach Größe sorgen die Kugeln für eine zuverlässige Verriegelung. Die Verriegelungshülse ist ergonomisch gestaltet. Dank diesen Eigenschaften wird die HPF-Serie zu einem komfortablen Schnellkupplungssystem und garantiert sicheres Ein- und Auskuppeln.

Disconnecting lock / Entkupplungssperre

The “disconnecting lock” prevents the coupling system from unintentionally disconnecting

Die Entkupplungssperre verhindert ein unbeabsichtigtes Lösen des Kupplungssystems.



HPF
ISO 16028 FLAT-FACE

Series HPF

ISO 16028 FLAT FACE

-- PROFILE HPF --

Options / Optionen

- Color coding / Farbkodierung — R / B
- Stainless Steel / Edelstahl — VA

Using areas / Einsatzbereiche

- Testing units / Prüfstände
- Injection moulding / Kunststoffindustrie
- Cores / Kernzüge

Materials	
Body Socket	Steel zinc plated
Body Plug	Steel zinc plated
Sleeve	Steel zinc plated
Valve	Steel zinc plated
Spring	Stainless steel
Balls	Stainless steel
Seals	Nirtile (N)

Materialien	
Kupplungskörper	Stahl verzinkt
Stecker	Stahl verzinkt
Hülse	Stahl verzinkt
Ventil	Stahl verzinkt
Feder	Edelstahl
Kugeln	Edelstahl
Dichtungen	Nitril (N)

VALVES

max. Temperature range / Temperaturbereich

Nitril (NBR)	N	- 15 °C +100 °C
Fluor Carbon (FPM)	V	- 20 °C +200 °C

Please note the operating instructions for hydraulic couplings / Bitte Gebrauchsanweisung für Hydraulikkupplungen beachten !!

	HPF 06	HPF 10	HPF 12	HPF 16	HPF 19	HPF 25
mm — Flow Size Nennweiten mm	6	10	12	16	19	25
max. — Pressure Druck bar	400	375	350	350	300	250

FLEXQ Serie HPF - Flow Rate vs Pressure Drop Graph / Durchflussrate vs Druckabfall

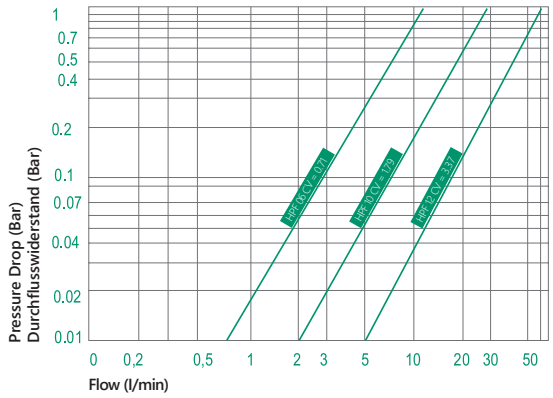

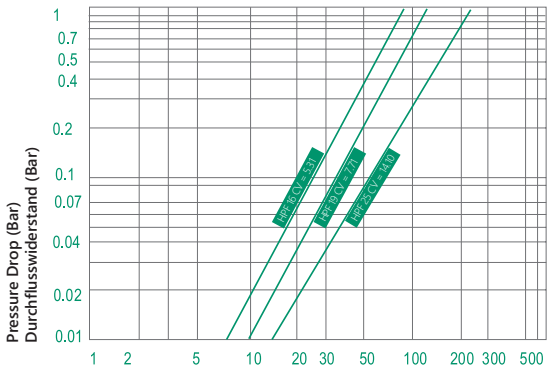

Test oil viscosity : Oil - ISO VG32
Viscosity: 28.8 - 35.2 mm2/S

Temp. : 40°C
Direction of flow: Socket to Plug

MONOCOUPLINGS FOR FLUIDS / SERIES HPF

Size		Ød	Ød1	L	HEX
6	HPF 06 FFB 14	BSP 1/4	28	58	22
	HPF 06 FNB 14	NPT 1/4	28	58	22
10	HPF 10 FFB 38	BSP 3/8	32	66	27
	HPF 10 FNB 38	NPT 3/8	32	66	27
	HPF 10 FFB 12	BSP 1/2	32	70	27
	HPF 10 FNB 12	NPT 1/2	32	70	27
12	HPF 12 FFB 12	BSP 1/2	38	83	35
	HPF 12 FNB 12	NPT 1/2	38	83	35
16	HPF 16 FFB 34	BSP 3/4	42	85	36
	HPF 16 FNB 34	NPT 3/4	42	85	36
19	HPF 19 FFB 10	BSP 1	48	97	41
	HPF 19 FNB 10	NPT 1	48	97	41
25	HPF 25 FFB 10	BSP 1	55	112	55
	HPF 25 FNB 10	NPT 1	55	112	55

Female thread socket / Kupplung mit Innengewinde

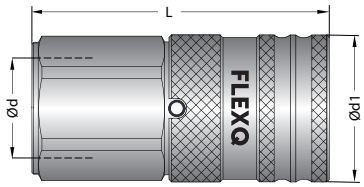

Size		Ød	Ød1	L	HEX
6	HPF 06 MFB 14	BSP 1/4	16	52	22
	HPF 06 MNB 14	NPT 1/4	16	52	22
10	HPF 10 MFB 38	BSP 3/8	20	59	25
	HPF 10 MNB 38	NPT 3/8	20	59	25
	HPF 10 MFB 12	BSP 1/2	20	62	27
	HPF 10 MNB 12	NPT 1/2	20	62	27
12	HPF 12 MFB 12	BSP 1/2	24.5	74	32
	HPF 12 MNB 12	NPT 1/2	24.5	71	32
16	HPF 16 MFB 34	BSP 3/4	27	76	38
	HPF 16 MNB 34	NPT 3/4	27	76	38
19	HPF 19 MFB 10	BSP 1	30	82	46
	HPF 19 MNB 10	NPT 1	30	85	46
25	HPF 25 MFB 10	BSP 1	36	90	55
	HPF 25 MNB 10	NPT 1	36	90	55

Female thread plug / Nippel mit Innengewinde

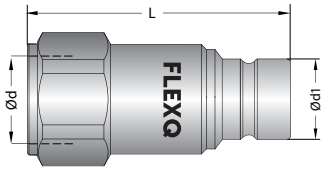

FLUIDS

FLEXQ CONNECTORS

HPT

European Standard Profile For Cooling

LINKING PRECISION WITH PERFORMANCE

HPT, the european standard quick coupling system for low pressure applications

HPT, das Europrofil Kupplungsystem für Niederdruckanwendungen

Characteristics / Eigenschaften

- One-hand connection
- High quality materials
- Compact and ergonomic design
- Available in stainless steel
- Available as Multicoupling

- Einhandbedienung
- Hochwertige Materialien
- Kompaktes und ergonomisches Design
- In Edelstahl erhältlich
- Als Multikupplung erhältlich

High temperature option "HTW / HTO"
Hochtemperatur Option "HTW / HTO"

The HT option contains a high performance sealing - developed for special requirement of high temperature applications.
HTO: Heat resistance up to 220°C Heatingoil
HTW: Heat resistance up to 180°C. Water

Die HT-Option enthält eine Hochleistungsdichtung, welche für die besonderen Anforderungen von Hochtemperaturanwendungen entwickelt wurde.
HTO: Hitzebeständig bis 220°C Wärmeträgeröl
HTW: Hitzebeständig bis 180°C Heisswasser

Disconnecting lock / Entkupplungssperre

All couplings are available with the "disconnecting lock" safety feature this prevents the coupling system from unintentionally disconnecting.

Alle Kupplungen sind mit dem Sicherheitsmerkmal „Entkupplungssperre" erhältlich, das ein unbeabsichtigtes Lösen des Kupplungssystems zuverlässig verhindert.


Option: SR


Option: S



HPT
COOLING STANDARD

FLEXQ Series HPT

-- PROFILE EUROPE --

Options / Optionen

• Color coding / Farbkodierung	R / B
• Stainless Steel / Edelstahl	VA
• Safety locking Sicherheitsverriegelung	S / SR
• High Temperature Hochtemperaturdichtung	HTW HTO

Using areas / Einsatzbereiche

- Cooling heating Temperierung
- Injection moulding Kunststoffindustrie

Materials / Materialien

Body Socket	Brass	Kupplungskörper	Messing
Body Plug	Brass	Stecker	Messing
Sleeve	Brass	Hülse	Messing
Valve	Brass	Ventil	Messing
Locking Ring	Stainless steel	Sprengring	Edelstahl
Spring	Stainless steel	Feder	Edelstahl
Balls	Stainless steel	Kugeln	Edelstahl
Seals	Viton (V)	Dichtungen	Viton (V)

Temperature range / Temperaturbereich

Nitril (NBR)	N	- 15 °C +100 °C
Fluor Carbon (FPM)	V	- 20 °C +160 °C (Water / Wasser) -20 °C +200 °C (Heating Oil / Wärmeträgeröl
High performance HT option	HTW HTO	- 20 °C +180 °C (Water / Wasser) -20 °C +220 °C (Heating Oil / Wärmetregeröl Stainless steel option is recomended Edelstahlvariante wird empfohlen



VALVES

	HPT 06	HPT 09	HPT 13
mm — Flow Size Nennweiten	6	9	13
max. bar — Pressure Druck	10	15	15

Always make sure no medium flows before disconnecting / Stellen Sie immer vor dem Trennen sicher, dass kein Medium fließt

FLEXQ Serie HPT - Flow Rate & Pressure Drop Graph / Durchfluss- und Druckabfalldiagramm

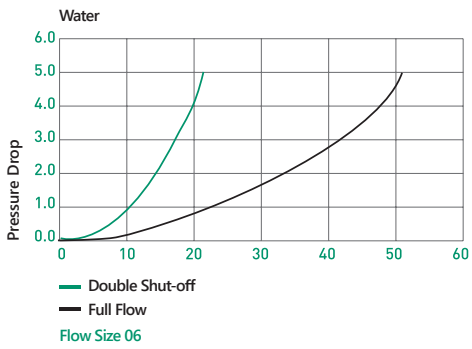

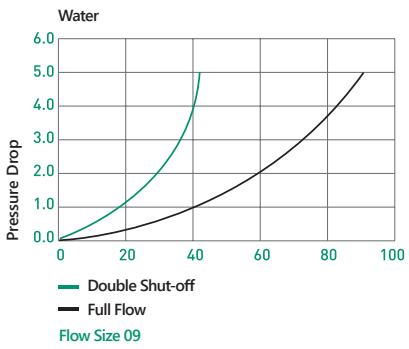

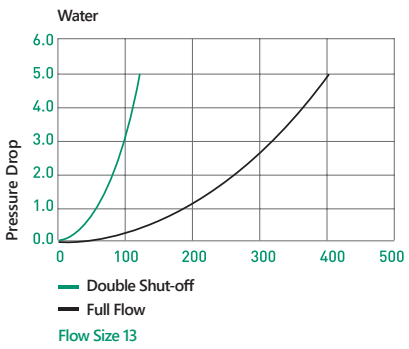

MONOCOUPLINGS FOR FLUIDS / SERIES HPT

Size			Ød	Ød1	L	L1
6	HPT 06 FHB 06	HPT 06 FHF 06	06	18	49	20
	HPT 06 FHB 09	HPT 06 FHF 09	09	18	49	20
	HPT 06 FHB 13	HPT 06 FHF 13	13	18	49	20
9	HPT 09 FHB 09	HPT 09 FHF 09	09	23	59	23
	HPT 09 FHB 13	HPT 09 FHF 13	13	23	59	25
13	HPT 13 FHB 16	HPT 13 FHF 16	16	32	90	32
	HPT 13 FHB 19	HPT 13 FHF 19	19	32	90	32

Standard hose tail socket
Kupplung mit gerader Standard - Schlauchtülle

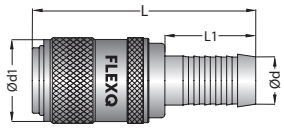

VIEW ONLINE

Size			Ød	Ød1	L	L1
6	HPT 06 FPB 06	HPT 06 FPF 06	06	18	55	24
	HPT 06 FPB 10	HPT 06 FPF 10	10	18	55	24
	HPT 06 FPB 13	HPT 06 FPF 13	13	18	58	28
9	HPT 09 FPB 10	HPT 09 FPF 10	10	23	60	28
	HPT 09 FPB 13	HPT 09 FPF 13	13	23	64	28
13	HPT 13 FPB 16	HPT 13 FPF 16	16	32	97	38
	HPT 13 FPB 19	HPT 13 FPF 19	19	32	97	38

Clampless hose tail socket
Kupplung mit gerader Schnellsteck - Schlauchtülle

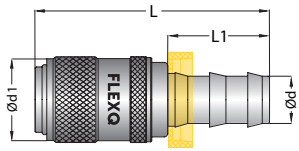

VIEW ONLINE

Size			Ød	Ød1	L	L1
6	HPT 06 FHB 06-45	HPT 06 FHF 06-45	06	18	42	19
	HPT 06 FHB 09-45	HPT 06 FHF 09-45	09	18	42	19
	HPT 06 FHB 13-45	HPT 06 FHF 13-45	13	18	42	19
9	HPT 09 FHB 09-45	HPT 09 FHF 09-45	09	23	52	24
	HPT 09 FHB 13-45	HPT 09 FHF 13-45	13	23	52	26
13	HPT 13 FHB 16-45	HPT 13 FHF 16-45	16	32	82	34
	HPT 13 FHB 19-45	HPT 13 FHF 19-45	19	32	82	34

Standard hose tail socket 45°
Kupplung mit 45° Standard - Schlauchtülle

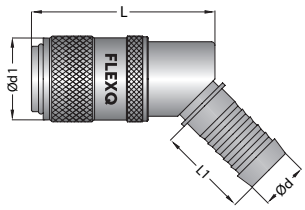

VIEW ONLINE

Size			Ød	Ød1	L	L1
6	HPT 06 FPB 06-45	HPT 06 FPF 06-45	06	18	41	24
	HPT 06 FPB 10-45	HPT 06 FPF 10-45	10	18	41	24
	HPT 06 FPB 13-45	HPT 06 FPF 13-45	13	18	41	28
9	HPT 09 FPB 10-45	HPT 09 FPF 10-45	10	23	52	24
	HPT 09 FPB 13-45	HPT 09 FPF 13-45	13	23	52	28
13	HPT 13 FPB 16-45	HPT 13 FPF 16-45	16	32	88	38
	HPT 13 FPB 19-45	HPT 13 FPF 19-45	19	32	88	38

Clampless hose tail socket 45°
Kupplung mit 45° Schnellsteck - Schlauchtülle

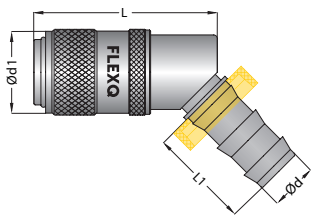

VIEW ONLINE

Standard hose tail socket 90°
Kupplung mit 90° Standard - Schlauchtülle

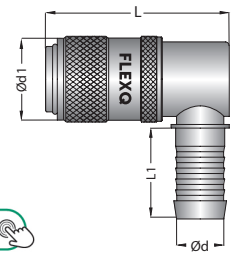

VIEW ONLINE

Size			Ød	Ød1	L	L1
6	HPT 06 FHB 06-90	HPT 06 FHF 06-90	06	18	41	21
	HPT 06 FHB 09-90	HPT 06 FHF 09-90	09	18	41	21
	HPT 06 FHB 13-90	HPT 06 FHF 13-90	13	18	41	23
9	HPT 09 FHB 09-90	HPT 09 FHF 09-90	09	23	52	24
	HPT 09 FHB 13-90	HPT 09 FHF 13-90	13	23	52	26
13	HPT 13 FHB 16-90	HPT 13 FHF 16-90	16	32	88	33
	HPT 13 FHB 19-90	HPT 13 FHF 19-90	19	32	88	34

Clampless hose tail socket 90°
Kupplung mit 90° Schnellsteck - Schlauchtülle

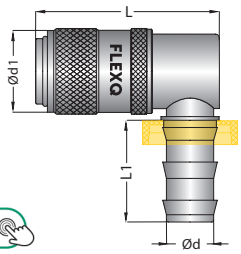

VIEW ONLINE

Size			Ød	Ød1	L	L1
6	HPT 06 FPB 06-90	HPT 06 FPF 06-90	06	18	41	24
	HPT 06 FPB 10-90	HPT 06 FPF 10-90	10	18	41	24
	HPT 06 FPB 13-90	HPT 06 FPF 13-90	13	18	41	28
9	HPT 09 FPB 10-90	HPT 09 FPF 10-90	10	23	52	24
	HPT 09 FPB 13-90	HPT 09 FPF 13-90	13	23	52	28
13	HPT 13 FPB 16-90	HPT 13 FPF 16-90	16	32	88	38
	HPT 13 FPB 19-90	HPT 13 FPF 19-90	19	32	88	38

Cylindrical male thread socket
Kupplung mit Aussengewinde zylindrisch



VIEW ONLINE

Size			Ød	Ød1	L	L1	HEX
6	HPT 06 FMB 14	HPT 06 FMF 14	BSP 1/4	18	47	11	17
	HPT 06 FMB 38	HPT 06 FMF 38	BSP 3/8	18	47	11	19
	HPT 06 FMB 1415	HPT 06 FMF 1415	M14x1.5	18	47	11	17
	HPT 06 FMB 1615	HPT 06 FMF 1615	M16x1.5	18	48	11	19
9	HPT 09 FMB 14	HPT 09 FMF 14	BSP 1/4	23	52	11	21
	HPT 09 FMB 38	HPT 09 FMF 38	BSP 3/8	23	52	11	21
	HPT 09 FMB 12	HPT 09 FMF 12	BSP 1/2	23	52	14	22
	HPT 09 FMB 1615	HPT 09 FMF 1615	M16x1.5	23	52	11	21
13	HPT 13 FMB 12	HPT 13 FMF 12	BSP 1/2	32	75	14	30
	HPT 13 FMB 34	HPT 13 FMF 34	BSP 3/4	32	77	16	30
	HPT 13 FMB 2415	HPT 13 FMF 2415	M24x1.5	32	77	16	30

Cylindrical male thread socket 45°
Kupplung mit 45° Aussengewinde zylindrisch

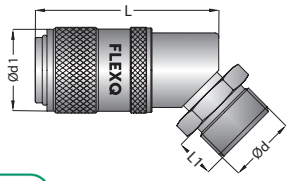

VIEW ONLINE

Size			ØD	ØD1	L	L1	HEX
6	HPT 06 FMB 14-45	HPT 06 FMF 14-45	BSP 1/4	18	43	11	14
	HPT 06 FMB 38-45	HPT 06 FMF 38-45	BSP 3/8	18	43	11	17
	HPT 06 FMB 1415-45	HPT 06 FMF 1415-45	M14x1.5	18	43	11	17
	HPT 06 FMB 1615-45	HPT 06 FMF 1615-45	M16x1.5	18	43	11	17
9	HPT 09 FMB 38-45	HPT 09 FMF 38-45	BSP 3/8	23	52	11	17
	HPT 09 FMB 1615-45	HPT 09 FMF 1615-45	M16x1.5	23	52	11	17
13	HPT 13 FMB 2415-45	HPT 13 FMF 2415-45	M24x1.5	32	88	16	24

MONOCOUPLINGS FOR FLUIDS / SERIES HPT

Size			Ød	Ød1	L	L1	HEX
6	HPT 06 FMB 14-90	HPT 06 FMF 14-90	BSP 1/4	18	43	11	14
	HPT 06 FMB 38-90	HPT 06 FMF 38-90	BSP 3/8	18	43	11	17
	HPT 06 FMB 1415-90	HPT 06 FMF 1415-90	M14x1.5	18	43	11	17
	HPT 06 FMB 1615-90	HPT 06 FMF 1615-90	M16x1.5	18	43	11	17
9	HPT 09 FMB 38-90	HPT 09 FMF 38-90	BSP 3/8	23	52	11	17
	HPT 09 FMB 1615-90	HPT 09 FMF 1615-90	M16x1.5	23	52	11	17
13	HPT 13 FMB 2415-90	HPT 13 FMF 2415-90	M24x1.5	32	88	16	24

Cylindrical male thread socket 90°
Kupplung mit 90° Aussengewinde zylindrisch

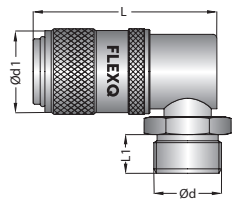

VIEW ONLINE

Size			Ød	Ød1	L	HEX
6	HPT 06 FFB 14	HPT 06 FFF 14	BSP 1/4	18	47	17
	HPT 06 FFB 38	HPT 06 FFF 38	BSP 3/8	18	47	19
	HPT 06 FFB 1415	HPT 06 FFF 1415	M14x1.5	18	47	17
9	HPT 09 FFB 14	HPT 09 FFF 14	BSP 1/4	32	48	21
	HPT 09 FFB 38	HPT 09 FFF 38	BSP 3/8	32	48	21
	HPT 09 FFB 12	HPT 09 FFF 12	BSP 1/2	32	51	24
	HPT 09 FFB 1615	HPT 09 FFF 1615	M16x1.5	32	28	21
13	HPT 13 FFB 34	HPT 13 FFF 34	BSP 3/4	32	77	30

Cylindrical female thread socket
Kupplung mit Innengewinde zylindrisch

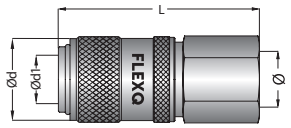

VIEW ONLINE

Size	Without Valve / Ohne Ventil	Ød	Ød1	Ød2	L	L1	L2
6	HPT 06 FCF 125	6	18	8x1	44	125	2
	HPT 06 FCF 250	6	18	8x1	44	250	2
	HPT 06 FCF 500	6	18	8x1	44	500	2
9	HPT 09 FCF 125	9	23	10x1	52	125	2
	HPT 09 FCF 250	9	23	10x1	52	250	2
	HPT 09 FCF 500	9	23	10x1	52	500	2
13	HPT 13 FCF 160	13	32	14x1	80	160	3
	HPT 13 FCF 315	13	32	14x1	80	315	3
	HPT 13 FCF 500	13	32	14x1	80	500	3

Includes 2 sockets and pipe / Beinhaltet 2 Kupplungen und das Verbindungsrohr

Diverting sockets / Umlenkkupplung

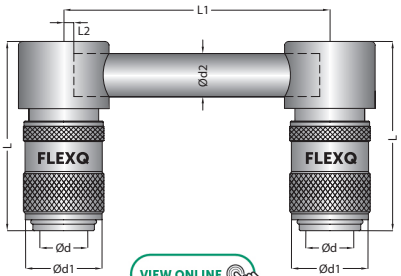

VIEW ONLINE

Size	Without Valve / Ohne Ventil	Ød	Ød1	Ød2	Ød3	L	L3
6	HPT 06 FCF	9	18	8x1	20	44	37
9	HPT 09 FCF	13	23	10x1	26	52	43
13	HPT 13 FCF	19	32	14x1	36	80	65

Diverting sockets / Umlenkkupplung

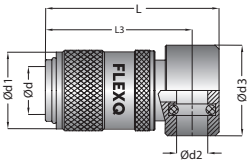

VIEW ONLINE

Size	Brass Tube Messing Rohr	Ød	Ød1	Length / Länge
6	CBM 0810x1000	8	6	1000 mm
9	CBM 1010x1000	10	8	1000 mm
13	CBM 1410x1000	14	12	1000 mm

Pipe / Verbindungsrohr

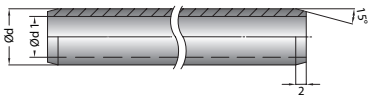

VIEW ONLINE

Cylindrical male thread socket short version
Kupplung mit Aussengewinde zylindr. kurze Version

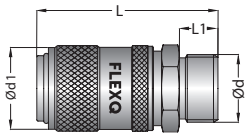

VIEW ONLINE

Size			Ød	Ød1	L	L1	HEX
6	HPT 06 FMB 14x38	HPT 06 FMF 14x38	BSP 1/4	18	38	9	17
9	HPT 09 FMB 38x38	HPT 09 FMF 38x38	BSP 3/8	23	38	9	21

Adapting Socket with plug / Adapterkupplung mit Nippel

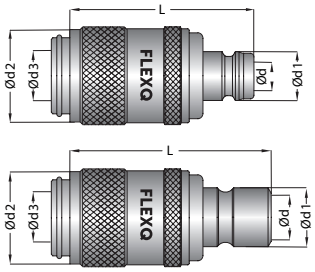

VIEW ONLINE

Size			Ød	Ød1	Ød2	Ød3	L	max.flow
6	HPT 06 FXB HPT 06	HPT 06 FXF HPT 06	6	9	18	9	46	6
6	HPT 06 FXB HPT 09	HPT 06 FXF HPT 09	9	13	18	9	46	9
9	HPT 09 FXB HPT 06	HPT 09 FXF HPT 06	6	9	23	13	50.3	6
9	HPT 09 FXB HPT 09	HPT 09 FXF HPT 09	9	13	23	13	50.3	9
6	HPT 06 FXB IPT 06	HPT 06 FXF IPT 06	6	9.5	18	9	43	6
6	HPT 06 FXB IPT 09	HPT 06 FXF IPT 09	9	13.5	18	9	45	9
9	HPT 09 FXB IPT 06	HPT 09 FXF IPT 06	6	9.5	23	13	52	6
9	HPT 09 FXB IPT 09	HPT 09 FXF IPT 09	9	13.5	23	13	52	9

Blind Socket / Blindkupplung

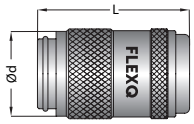

VIEW ONLINE

Size	Order No / Bestellnr.	Ød	L
6	HPT 06 FB	18	34
9	HPT 09 FB	23	40
13	HPT 13 FB	32	58

Blind Plug / Blindnippel

VIEW ONLINE

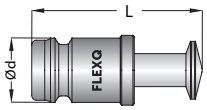

Size	Order No / Bestellnr.	Ød	L
6	HPT 06 MB	9	29
9	HPT 09 MB	13	31
13	HPT 13 MB	19	51

Adapting Plug / Adapternippel

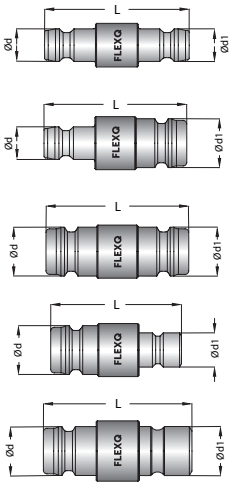

VIEW ONLINE

Size		Ød	Ød1	L
6	HPT 06 MXM HPT 06	9	9	34
6	HPT 06 MXM HPT 09	9	13	38
9	HPT 09 MXM HPT 09	13	13	40
9	HPT 09 MXM IPT 06	13	9.5	38
9	HPT 09 MXM IPT 09	13	13.5	40

MONOCOUPLINGS FOR FLUIDS / SERIES HPT

Male thread plug / Nippel mit Aussengewinde

Size		ØD	Ød1	L	L1	HEX
6	HPT 06 MMF 18	BSP 1/8	9	24	7	11
	HPT 06 MMF 14	BSP 1/4	9	26	9	14
	HPT 06 MMF 38	BSP 3/8	9	26	9	17
	HPT 06 MMF 1010	M10x1.0	9	24	7	11
	HPT 06 MMF 1015	M10x1.5	9	25	8	11
	HPT 06 MMF 1215	M12x1.5	9	27	9	17
	HPT 06 MMF 12175	M12x1.75	9	27	9	14
	HPT 06 MMF 1415	M14x1.5	9	26	9	15
	HPT 06 MMF 1615	M16x1.5	9	26	9	17
	HPT 06 MRF 18	BSPT 1/8	9	26	9	11
	HPT 06 MRF 14	BSPT 1/4	9	30	12	14
	HPT 06 MRF 38	BSPT 3/8	9	30	13	17
9	HPT 09 MMF 18	BSP 1/8	13.5	24	7	14
	HPT 09 MMF 14	BSP 1/4	13.5	26	9	14
	HPT 09 MMF 38	BSP 3/8	13.5	26	9	17
	HPT 09 MMF 12	BSP 1/2	13.5	30	12	21
	HPT 09 MMF 1010	M10x1.0	13.5	24	7	14
	HPT 09 MMF 1015	M10x1.5	13.5	26	9	14
	HPT 09 MMF 12175	M12x1.75	13.5	29	9	14
	HPT 09 MMF 1415	M14x1.5	13.5	26	9	15
	HPT 09 MMF 1615	M16x1.5	13.5	26	9	17
	HPT 09 MRF 14	BSPT 1/4	13.5	31	12	14
	HPT 09 MRF 38	BSPT 3/8	13.5	31	13	17
	HPT 09 MRF 12	BSPT 1/2	13.5	36	16	22
	HPT 09 MRF 34	BSPT 3/4	13.5	40	18	27
13	HPT 13 MMF 12	BSP 1/2	19	47	12	22
	HPT 13 MMF 34	BSP 3/4	19	51	16	27
	HPT 13 MMF 10	BSP 1	19	53	17	35
	HPT 13 MMF 2415	M24x1.5	19	51	16	27

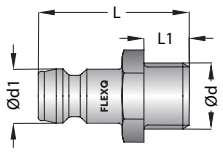

VIEW ONLINE

Standard hose tail plug
Nippel mit gerader Standard - Schlauchtülle

Size		Ød	Ød1	L	L1
6	HPT 06 MHF 06	6 mm	9	37	19
	HPT 06 MHF 09	9 mm	9	37	19
	HPT 06 MHF 13	13 mm	9	43	25
9	HPT 09 MHF 09	9 mm	13.5	40	24
	HPT 09 MHF 13	13 mm	13.5	41	24
13	HPT 13 MHF 16	16 mm	19	54	24
	HPT 13 MHF 19	19 mm	19	61	32

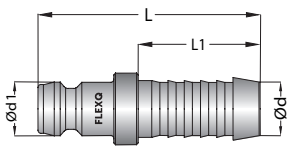

VIEW ONLINE

Cylindrical male thread plug inner hex. / Nippel mit Aussengewinde zylindrisch Innensechskant

Inner HEX

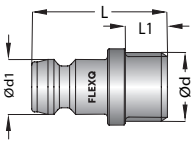

VIEW ONLINE

Size		Ød	Ød1	L	L1	HEX
6	HPT 06 MMFH 18	BSP 1/8	9	24	7	5
	HPT 06 MMFH 14	BSP 1/4	9	27	9	5
	HPT 06 MMFH 0875	M8x075	9	24	8	5
	HPT 06 MMFH 1010	M10x1	9	24	8	5
	HPT 06 MMFH 1415	M14x1.5	9	27	9	5
9	HPT 09 MMFH 18	BSP 1/8	13.5	24	7	7
	HPT 09 MMFH 14	BSP 1/4	13.5	26	9	7
	HPT 09 MMFH 38	BSP 3/8	13.5	26	9	7
	HPT 09 MMFH 1010	M10x1.0	13.5	26	9	7
	HPT 09 MMFH 12175	M12x1.75	13.5	26	9	7
	HPT 09 MMFH 1415	M14x1.5	13.5	26	9	7

Cylindrical male thread plug with valve Verschlussnippel mit Aussengewinde zylindrisch

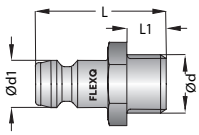

VIEW ONLINE

Size		Ød	Ød1	L	L1	HEX
6	HPT 06 MMB 14	BSP 1/4	9	28	11	14
	HPT 06 MMB 38	BSP 3/8	9	28	11	17
	HPT 06 MMB 1415	M14x1.5	9	28	11	14
9	HPT 09 MMB 14	BSP 1/4	13	29	12	14
	HPT 09 MMB 38	BSP 3/8	13	30	12	17
	HPT 09 MMB 12	BSP 1/2	13	31	12	21
	HPT 09 MMB 1415	M14x1.5	13	30	12	15
	HPT 09 MMB 1615	M16x1.5	13	30	12	17
13	HPT 13 MMB 12	BSP 1/2	19	47	15	22
	HPT 13 MMB 34	BSP 3/4	19	51	15	27
	HPT 13 MMB 2415	M24x1.5	19	51	17	27

Clampless hose tail plug Nippel mit gerader Schnellsteck - Schlauchtülle

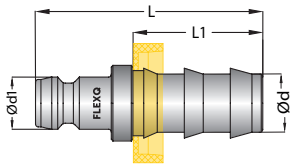

VIEW ONLINE

Size		Ød	Ød1	L	L1
6	HPT 06 MPF 10	10 mm	9	44	24
	HPT 06 MPF 13	13 mm	9	45	28
9	HPT 09 MPF 10	10 mm	13.4	43	24
	HPT 09 MPF 13	13 mm	13.5	47	28
13	HPT 13 MPF 16	16 mm	19	70	38
	HPT 13 MPF 19	19 mm	19	70	38

Extension / Verlängerung

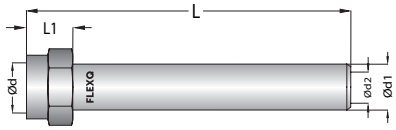

Size		Ød	Ød1	Ød2	L	L1	HEX
6	FEN 14-120	BSP 1/4	10	6	120	11	17
9	FEN 38-150	BSP 3/8	14	9	150	11	22
6	FEN 1415-120	M14x1.5	10	6	120	12	17
9	FEN 1615-120	M16x1.5	14	9	150	12	22

MONOCOUPLINGS FOR FLUIDS / SERIES HPT

Size		Ød	Ød1	L	L1	L2	HEX
6	HPT 06 MRF 18-90	BSPT 1/8	9	27	9	23.5	11
	HPT 06 MRF 14-90	BSPT 1/4	9	27	11	27.5	15
	HPT 06 MMF 0875-90	M8x0.75	9	27	9	23.5	11
	HPT 06 MMF 1010-90	M10x1	9	27	9	23.5	11
	HPT 06 MMF 1415-90	M14x1.5	9	34	11	27.5	15
9	HPT 09 MRF 18-90	BSPT 1/8	13	34	9	24.5	15
	HPT 09 MRF 14-90	BSPT 1/4	13	34	11	24.5	15
	HPT 09 MMF 1415-90	M14x1.5	13	34	11	24.5	15
13	HPT 13 MRF 12-90	BSPT 1/2	19	41	15	42	25
	HPT 13 MMF 2415 -90	M24x1.5	19	41	16	42	25

Male thread plug 90° / Nippel mit Aussengewinde 90° (Metric DIN 158 - Conical DIN 2999)

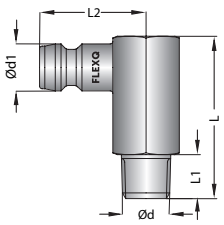

VIEW ONLINE

Size		Ød	Ød1	L	HEX
6	HPT 06 MFF 18	BSP 1/8	9	23	13
	HPT 06 MFF 14	BSP 1/4	9	27	17
	HPT 06 MFF 38	BSP 3/8	9	27	19
9	HPT 09 MFF 14	BSP 1/4	13	26	17
	HPT 09 MFF 38	BSP 3/8	13	27	19
	HPT 09 MFF 12	BSP 1/2	13	30	24
13	HPT 13 MFF 12	BSP 1/2	19	44	24
	HPT 13 MFF 34	BSP 3/4	19	50	30

Cylindrical female thread plug / Nippel mit Innengewinde zylindrisch

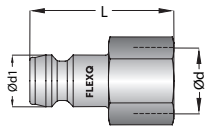

VIEW ONLINE

Size		Ød	Ød1	L	L1	HEX
6	HPT 06 MMFL 18x100	BSP 1/8	9	100	6x10	11
	HPT 06 MMFL 14x100	BSP 1/4	9	100	6x10	14
	HPT 06 MMFL 38x100	BSP 3/8	9	100	6x10	17
	HPT 06 MMFL 1010x100	M10x1.0	9	100	6x10	11
	HPT 06 MMFL 1415x100	M14x1.5	9	100	6x10	14
9	HPT 09 MMFL 14x100	BSP 1/4	13	100	6x10	14
	HPT 09 MMFL 38x100	BSP 3/8	13	100	6x10	17
	HPT 09 MMFL 1415x100	M14x1.5	13	100	6x10	14
	HPT 09 MMFL 1615x100	M16x1.5	13	100	6x10	17

Male long thread plug Nippel mit langem Aussengewinde zylindrisch

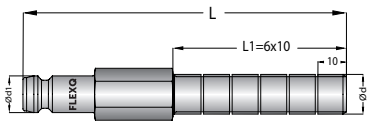

VIEW ONLINE

Plug extension / Nippelverlängerung

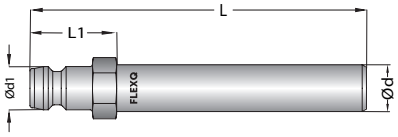

VIEW ONLINE

Size		Ød	Ød1	L	L1	HEX
6	HPT 06 MEF 63	8	9	63	21	9
	HPT 06 MEF 100-08	8	9	100	21	9
	HPT 06 MEF 100-10	10	9	100	21	11
	HPT 06 MEF 120	10	9	120	21	11
	HPT 06 MEF 240	10	9	240	21	11
	HPT 06 MEF 360	10	9	360	21	11
9	HPT 09 MEF 50	14	13	50	22	15
	HPT 09 MEF 100	14	13	100	22	15
	HPT 09 MEF 120	14	13	120	22	15
	HPT 09 MEF 150-08	14	13	150	22	15
	HPT 09 MEF 300	14	13	300	22	15
	HPT 09 MEF 450	14	13	450	22	15
13	HPT 13 MEF 500	21	19	500	35	22
	HPT 13 MEF 800	21	19	800	35	22

Male thread extention plug / Nippelverlängerung mit Aussengewinde

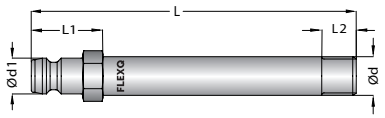

VIEW ONLINE

Size		Ød	Ød1	L	L1	L2	HEX
6	HPT 06 MRF 18xL	BSPT 1/8	9	*	21	7	11
	HPT 06 MRF 14xL	BSPT 1/4	9	*	22	9	14
	HPT 06 MMF 0875xL	M8x0.75	9	*	21	7	11
	HPT 06 MMF 1010xL	M10x1.0	9	*	21	7	11
	HPT 06 MMF 1015xL	M14x1.5	9	*	21	9	11

* L : Lenght (mm): 50 / 80 / 100 / 120 / 150 / 200

Male thread extention plug Nippelverlängerung mit Aussengewinde

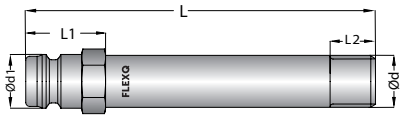

VIEW ONLINE

Size		Ød	Ød1	L	L1	L2	HEX
9	HPT 09 MRF 14xL	BSPT 1/4	13.5	*	22	9	14
	HPT 09 MRF 38xL	BSPT 3/8	13.5	*	22	9	17
	HPT 09 MMF 18xL	BSP 1/8	13.5	*	22	7	14
	HPT 09 MMF 14xL	BSP 1/4	13.5	*	22	9	14
	HPT 09 MMF 38xL	BSP 3/8	13.5	*	22	9	17
	HPT 09 MMF 08125xL	M8x1.25	13.5	*	22	9	14
	HPT 09 MMF 1010xL	M10x1.0	13.5	*	22	10	14
	HPT 09 MMF 1015xL	M10x1.5	13.5	*	22	10	14
	HPT 09 MMF 1215xL	M12x1.5	13.5	*	22	10	14
	HPT 09 MMF 12175xL	M12x1.75	13.5	*	22	10	14
	HPT 09 MMF 1415xL	M14x1.5	13.5	*	22	10	15
	HPT 09 MMF 1420xL	M14x2.0	13.5	*	22	10	15
	HPT 09 MMF 1615xL	M16x1.5	13.5	*	22	13	17
	HPT 09 MMF 1620xL	M16x2.0	13.5	*	22	13	17

* L : Lenght (mm): 50 / 80 / 100 / 120 / 150 / 200

MONOCOUPLINGS FOR FLUIDS / SERIES HPT

Size		Description	Material	Working Temp.
6	SK HPT 06 MN	Plug Seal Kit	NBR - Nitrile	-15°C +100°C
9	SK HPT 09 MN	Plug Seal Kit	NBR - Nitrile	-15°C +100°C
13	SK HPT 13 MN	Plug Seal Kit	NBR - Nitrile	-15°C +100°C
6	SK HPT 06 FN	Socket Seal Kit	NBR - Nitrile	-15°C +100°C
9	SK HPT 09 FN	Socket Seal Kit	NBR - Nitrile	-15°C +100°C
13	SK HPT 13 FN	Socket Seal Kit	NBR - Nitrile	-15°C +100°C
6	SK HPT 06 MV	Plug Seal Kit	FPM - Viton	-20°C +200°C
9	SK HPT 09 MV	Plug Seal Kit	FPM - Viton	-20°C +200°C
13	SK HPT 13 MV	Plug Seal Kit	FPM - Viton	-20°C +200°C
6	SK HPT 06 FV	Socket Seal Kit	FPM - Viton	-20°C +200°C
9	SK HPT 09 FV	Socket Seal Kit	FPM - Viton	-20°C +200°C
13	SK HPT 13 FV	Socket Seal Kit	FPM - Viton	-20°C +200°C

Replacement seal set / Ersatz O-Ring Set

VIEW ONLINE

VALVES

FLUIDS

FLEXQ CONNECTORS

IPT

International Standard Profile For Cooling



LINKING PRECISION WITH PERFORMANCE

IPT, the international standard quick coupling system for low pressure applications

IPT, das internationales Profil für Niederdruckanwendungen

Characteristics / Eigenschaften

- High quality materials
- Compact and ergonomic design
- Robust sealing concept
- Available in stainless steel
- Available as multicoupling

- Hochwertige Materialien
- Kompaktes und ergonimisches Design
- Robustes Dichtungskonzept
- In Edelstahl erhältlich
- Als Multikupplung erhältlich

Clampless hose system / Schnellsteck System

- Allows time-saving assembly without using hose clamps
- Space saving
- Reduces the risk of injury from sharp clamps
- Extensive application possibilities

- Ermöglicht zeitsparende Montage ohne Schlauchklemmen
- Platzsparend
- Reduziert die Verletzungsgefahr durch scharfe Klemmen
- Umfangreiche Einsatzmöglichkeiten

Disconnectiong lock / Entkupplungssperre

All couplings are available with the "disconnecting lock" safety feature this prevents the coupling system from unintentionally disconnecting.

Alle Kupplungen sind mit dem Sicherheitsmerkmal „Entkupplungssperre" erhältlich, das ein unbeabsichtigtes Lösen des Kupplungssystems zuverlässig verhindert.

Option: SR



Option: S



IPT COOLING STANDARD

FLEXQ Series IPT

-- PROFILE INTERNATIONAL --

Options / Optionen

• Color coding / Farbkodierung	R / B
• Stainless Steel / Edelstahl	VA
• Safety locking Sicherheitsverriegelung	S

Using areas / Einsatzbereiche

- Cooling heating Temperierung
- Injection moulding Kunststoffindustrie

Materials / Materialien

Body Socket	Brass	Kupplungskörper	Messing
Body Plug	Brass	Stecker	Messing
Sleeve	Brass	Hülse	Messing
Valve	Brass	Ventil	Messing
Locking Ring	Stainless steel	Sprengring	Edelstahl
Spring	Stainless steel	Feder	Edelstahl
Balls	Stainless steel	Kugeln	Edelstahl
Seals	Viton (V)	Dichtungen	Viton (V)

Temperature range / Temperaturbereich

Nitril (NBR)	N	- 15 °C +100 °C
Fluor Carbon (FPM)	V	- 20 °C +160 °C (Water / Wasser) -20 °C +200 °C (Heating Oil / Wärmeträgeröl

VALVES

	IPT 06	IPT 09	IPT 15
Flow Size Nennweiten (mm)	6	9	15
Pressure Druck (max. bar)	10	15	15



Always make sure no medium flows before disconnecting / Stellen Sie immer vor dem Trennen sicher, dass kein Medium fließt

FLEXQ Serie IPT - Flow Rate & Pressure Drop Graph / Durchfluss- und Druckabfalldiagramm

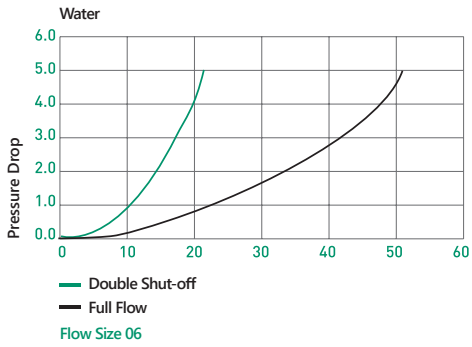

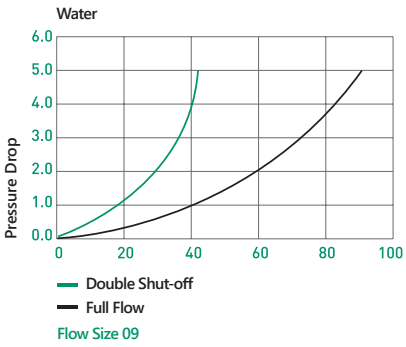

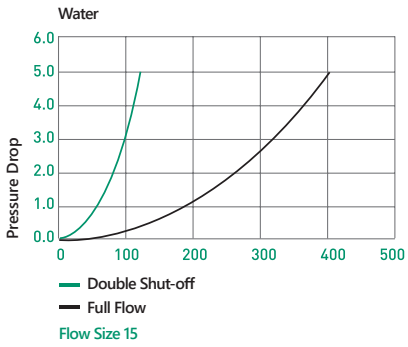

MONOCOUPLINGS FOR FLUIDS / SERIES IPT

Size			Ød	Ød1	L		L1
6	IPT 06 FHB 06	IPT 06 FHF 06	6 mm	17	56	50	23
	IPT 06 FHB 09	IPT 06 FHF 09	9 mm	17	56	50	23
	IPT 06 FHB 13	IPT 06 FHF 13	13 mm	17	56	52	25
9	IPT 09 FHB 09	IPT 09 FHF 09	9 mm	23	66	57	23
	IPT 09 FHB 13	IPT 09 FHF 13	13 mm	23	68	69	25
15	IPT 15 FHB 16	IPT 15 FHF 16	16 mm	32	85	71	25
	IPT 15 FHB 19	IPT 15 FHF 19	19 mm	32	93	78	28

Standard hose tail socket
Kupplung mit gerader Standard - Schlauchtülle

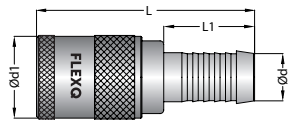

VIEW ONLINE

Size			Ød	Ød1	L		L1
6	IPT 06 FPB 06	IPT 06 FPF 06	6 mm	17	53	47	19
	IPT 06 FPB 10	IPT 06 FPF 10	10 mm	17	58	50	24
	IPT 06 FPB 13	IPT 06 FPF 13	13 mm	17	62	54	28
9	IPT 09 FPB 10	IPT 09 FPF 10	10 mm	22	68	60	24
	IPT 09 FPB 13	IPT 09 FPF 13	13 mm	22	72	64	28
15	IPT 15 FPB 16	IPT 15 FPF 16	16 mm	32	101	84	38
	IPT 15 FPB 19	IPT 15 FPF 19	19 mm	32	101	84	38

Clampless hose tail socket
Kupplung mit gerader Schnellsteck - Schlauchtülle

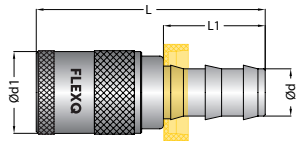

VIEW ONLINE

Size			Ød	Ød1	L		L1
6	IPT 06 FHB 06-45	IPT 06 FHF 06-45	6 mm	17	45	45	23
	IPT 06 FHB 09-45	IPT 06 FHF 09-45	9 mm	17	45	45	23
	IPT 06 FHB 13-45	IPT 06 FHF 13-45	13 mm	17	45	45	23
9	IPT 09 FHB 09-45	IPT 09 FHF 09-45	9 mm	23	58	58	23
	IPT 09 FHB 13-45	IPT 09 FHF 13-45	13 mm	23	58	58	25
15	IPT 15 FHB 16-45	IPT 15 FHF 16-45	16 mm	32	78	78	25
	IPT 15 FHB 19-45	IPT 15 FHF 19-45	19 mm	32	78	78	28

Standard hose tail socket 45°
Kupplung mit 45° Standard - Schlauchtülle

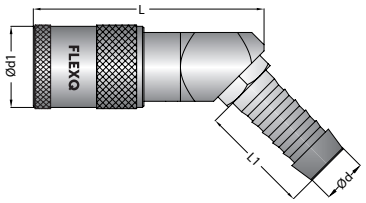

VIEW ONLINE

Size			Ød	Ød1	L		L1
6	IPT 06 FPB 06-45	IPT 06 FPF 06-45	6 mm	17	45	45	19
	IPT 06 FPB 10-45	IPT 06 FPF 10-45	10 mm	17	45	45	24
	IPT 06 FPB 13-45	IPT 06 FPF 13-45	13 mm	17	45	45	28
9	IPT 09 FPB 10-45	IPT 09 FPF 10-45	10 mm	23	58	58	24
	IPT 09 FPB 13-45	IPT 09 FPF 13-45	13 mm	23	60	58	28
15	IPT 15 FPB 16-45	IPT 15 FPF 16-45	16 mm	32	78	78	38
	IPT 15 FPB 19-45	IPT 15 FPF 19-45	19 mm	32	78	78	38

Clampless hose tail socket 45°
Kupplung mit 45° Schnellsteck - Schlauchtülle

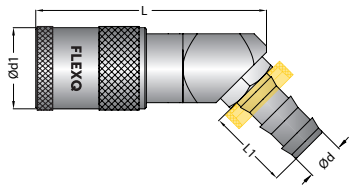

VIEW ONLINE

Size		Ød	Ød1	L	L1
6	IPT 06 FPF 06-90X26	6 mm	17	26	19
	IPT 06 FPF 10-90X26	10 mm	17	26	24
9	IPT 09 FPF 10-90X36	10 mm	23	36	24
	IPT 09 FPF 13-90X36	13 mm	23	36	28

Clampless hose tail socket 90°
Kupplung mit 90° Schnellsteck - Schlauchtülle

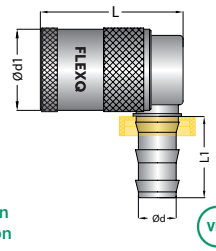

Short version
Kurze Version

VIEW ONLINE

Standard hose tail socket 90°
Kupplung mit 90° Standard - Schlauchtülle

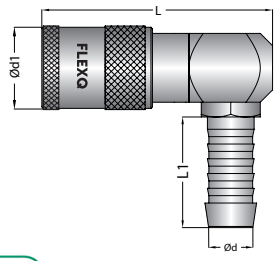

VIEW ONLINE

Size			Ød	Ød1	L		L1
6	IPT 06 FHB 06-90	IPT 06 FHF 06-90	6 mm	17	45	45	23
	IPT 06 FHB 09-90	IPT 06 FHF 09-90	9 mm	17	45	45	23
	IPT 06 FHB 13-90	IPT 06 FHF 13-90	13 mm	17	45	45	25
9	IPT 09 FHB 09-90	IPT 09 FHF 09-90	9 mm	23	58	58	23
	IPT 09 FHB 13-90	IPT 09 FHF 13-90	13 mm	23	58	58	25
15	IPT 15 FHB 16-90	IPT 15 FHF 16-90	16 mm	32	81	81	28
	IPT 15 FHB 19-90	IPT 15 FHF 19-90	19 mm	32	81	81	28

Clampless hose tail socket 90°
Kupplung mit 90° Schnellsteck - Schlauchtülle

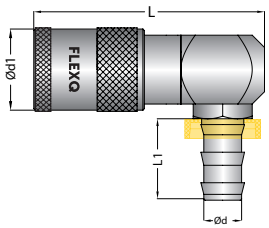

VIEW ONLINE

Size			Ød	Ød1	L		L1
6	IPT 06 FPB 06-90	IPT 06 FPF 06-90	6 mm	17	45	45	19
	IPT 06 FPB 10-90	IPT 06 FPF 10-90	10 mm	17	45	45	24
	IPT 06 FPB 13-90	IPT 06 FPF 13-90	13 mm	17	45	45	28
9	IPT 09 FPB 10-90	IPT 09 FPF 10-90	10 mm	23	58	58	24
	IPT 09 FPB 13-90	IPT 09 FPF 13-90	13 mm	23	58	58	28
15	IPT 15 FPB 16-90	IPT 15 FPF 16-90	16 mm	32	81	81	38
	IPT 15 FPB 19-90	IPT 15 FPF 19-90	19 mm	32	81	81	38

Cylindrical female thread socket
Kupplung mit Innengewinde zylindrisch

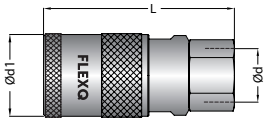

VIEW ONLINE

Size			Ød	Ød1	L	HEX
6	IPT 06 FFB 18	IPT 06 FFF 18	BSP 1/8	17	41	14
	IPT 06 FFB 14	IPT 06 FFF 14	BSP 1/4	17	43	16
	IPT 06 FFB 38	IPT 06 FFF 38	BSP 3/8	17	43	19
9	IPT 09 FFB 14	IPT 09 FFF 14	BSP 1/4	23	52	17
	IPT 09 FFB 38	IPT 09 FFF 38	BSP 3/8	23	52	19
	IPT 09 FFB 12	IPT 09 FFF 12	BSP 1/2	23	57	24
15	IPT 15 FFB 12	IPT 15 FFF 12	BSP 1/2	32	70	27
	IPT 15 FFB 34	IPT 15 FFF 34	BSP 3/4	32	75	30

Cylindrical male thread socket
Kupplung mit Außengewinde zylindrisch

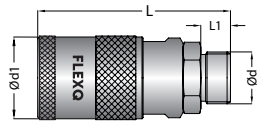

VIEW ONLINE

Size			Ød	Ød1	L	L1	HEX
6	IPT 06 FMB 14	IPT 06 FMF 14	BSP 1/4	17	46	11	14
	IPT 06 FMB 38	IPT 06 FMF 38	BSP 3/8	17	46	11	17
	IPT 06 FMB 1415	IPT 06 FMF 1415	M14x1.5	17	46	11	15
	IPT 06 FMB 1615	IPT 06 FMF 1615	M16x1.5	17	46	11	17
9	IPT 09 FMB 14	IPT 09 FMF 14	BSP 1/4	23	56	11	17
	IPT 09 FMB 38	IPT 09 FMF 38	BSP 3/8	23	56	11	17
	IPT 09 FMB 12	IPT 09 FMF 12	BSP 1/2	23	58	12	21
	IPT 09 FMB 1615	IPT 09 FMF 1615	M16x1.5	23	56	11	17
15	IPT 15 FMB 12	IPT 15 FMF 12	BSP 1/2	32	78	12	22
	IPT 15 FMB 34	IPT 15 FMF 34	BSP 3/4	32	82	16	30
	IPT 15 FMB 2415	IPT 15 FMF 2415	M24x1.5	32	82	16	27

MONOCOUPLINGS FOR FLUIDS / SERIES IPT

Size			Ød	Ød1	L	L1	HEX
6	IPT 06 FMB 14-45	IPT 06 FMF 14-45	BSP 1/4	17	45	11	14
	IPT 06 FMB 38-45	IPT 06 FMF 38-45	BSP 3/8	17	45	11	17
	IPT 06 FMB 1415-45	IPT 06 FMF 1415-45	M14x1.5	17	45	11	15
	IPT 06 FMB 1615-45	IPT 06 FMF 1615-45	M16x1.5	17	45	11	17
9	IPT 09 FMB 38-45	IPT 09 FMF 38-45	BSP 3/8	23	58	11	17
	IPT 09 FMB 1615-45	IPT 09 FMF 1615-45	M16x1.5	23	58	11	17
15	IPT 15 FMB 12-45	IPT 15 FMF 12-45	BSP 1/2	32	76	12	22
	IPT 15 FMB 2415-45	IPT 15 FMF 2415-45	M24x1.5	32	76	16	30

Cylindrical male thread socket 45°
Kupplung mit 45° Außengewinde zylindrisch

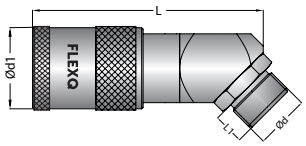

VIEW ONLINE

Size			Ød	Ød1	L	L1	HEX
6	IPT 06 FMB 14-90	IPT 06 FMF 14-90	BSP 1/4	17	45	11	14
	IPT 06 FMB 38-90	IPT 06 FMF 38-90	BSP 3/8	17	45	11	17
	IPT 06 FMB 1415-90	IPT 06 FMF 1415-90	M14x1.5	17	45	11	15
	IPT 06 FMB 1615-90	IPT 06 FMF 1615-90	M16x1.5	17	45	11	17
9	IPT 09 FMB 38-90	IPT 09 FMF 38-90	BSP 3/8	23	58	11	17
	IPT 09 FMB 1615-90	IPT 09 FMF 1615-90	M16x1.5	23	58	11	17
15	IPT 15 FMB 12-90	IPT 15 FMF 12-90	BSP 1/2	32	81	12	32
	IPT 15 FMB 2415-90	IPT 15 FMF 2415-90	M24x1.5	32	81	16	30

Cylindrical male thread socket 90°
Kupplung mit 90° Außengewinde zylindrisch

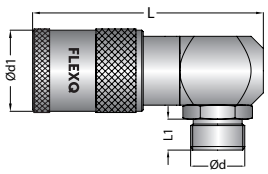

VIEW ONLINE

Size	Order No / Bestellnr.	Ød1	L
6	IPT 06 FB	17	27
9	IPT 09 FB	23	36
15	IPT 15 FB	32	44

Blind Socket / Blindkupplung

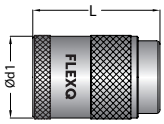

VIEW ONLINE

Size	With Valve / Mit Ventil	Without Valve / Ohne Ventil	Ød	Ød1	Ød2	Ød3	L	max. flow
6	IPT 06 FXB IPT 06	IPT 06 FXF IPT 06	6	9.5	17	9.5	41	6
6	IPT 06 FXB IPT 09	IPT 06 FXF IPT 09	9	13.5	23	9.5	48	6
9	IPT 09 FXB IPT 06	IPT 09 FXF IPT 06	6	9.5	17	13.5	51	6
9	IPT 09 FXB IPT 09	IPT 09 FXF IPT 09	9	13.5	23	13.5	53	9

Adapting socket with the plug
Adapterkupplung mit Nippel

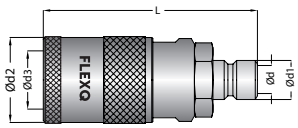

VIEW ONLINE

Size	With Valve / Mit Ventil	Without Valve / Ohne Ventil	Ød	Ød1	Ød2	Ød3	L	max. flow
6	IPT 06 FXB HPT 06	IPT 06 FXF HPT 06	6	9	17	9.5	40	6
6	IPT 06 FXB HPT 09	IPT 06 FXF HPT 09	9	13	23	9.5	36	6
9	IPT 09 FXB HPT 06	IPT 09 FXF HPT 06	6	9	17	13.5	50	6
9	IPT 09 FXB HPT 09	IPT 09 FXF HPT 09	9	13	23	13.5	57	9

Adapting socket with the plug
Adapterkupplung mit Nippel

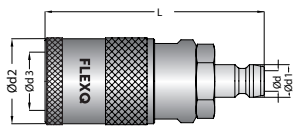

VIEW ONLINE

Diverting sockets / Umlenkkupplung

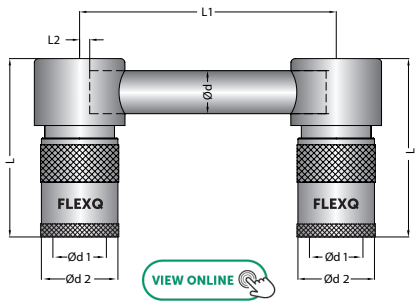

Size	Without Valve / Ohne Ventil	Ød	Ød1	Ød2	L	L1	L2
6	IPT 06 FCF 125	8x1	9.4	17	44	125	2
	IPT 06 FCF 250	8x1	9.4	17	44	250	2
	IPT 06 FCF 500	8x1	9.4	17	44	500	2
9	IPT 09 FCF 125	10x1	13.5	23	57	125	2
	IPT 09 FCF 250	10x1	13.5	23	57	250	2
	IPT 09 FCF 500	10x1	13.5	23	57	500	2

Includes 2 sockets and pipe / Beinhaltet 2 Kupplungen und das Verbindungsrohr

Diverting sockets / Umlenkkupplung

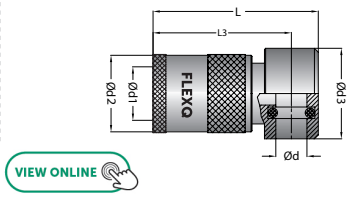

Size	Without Valve / Ohne Ventil	Ød	Ød1	Ød2	Ød3	L	L3
6	IPT 06 FCF	8x1	9.4	17	20	44	37
9	IPT 09 FCF	10x1	13.5	23	26	57	49

Pipe / Verbindungsrohr

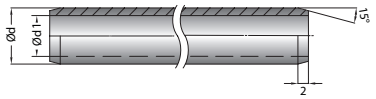

Size	Brass Tube / Messing Rohr	Ød	Ød1	Length / Länge
6	CBM 0810x1000	8	6	1000 mm
9	CBM 1010x1000	10	8	1000 mm

Blind Plug / Blindnippel



Size	Order No / Bestellnr.	Ød
6	IPT 06 MB	9.4
9	IPT 09 MB	13.5
15	IPT 13 MB	20

Adapting Plug / Adapternippel

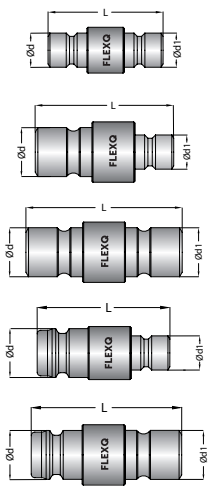

Size		Ød	Ød1	L
6	IPT 06 MXM IPT 06	9.4	9,4	32
6	IPT 06 MXM IPT 09	13,5	9,4	32
9	IPT 09 MXM IPT 09	13,5	13,5	33
6	IPT 06 MXM HPT 06	9,4	9,4	28
9	IPT 09 MXM HPT 09	13,5	13,5	33

MONOCOUPLINGS FOR FLUIDS / SERIES IPT

Size		Ød	Ød1	L	L1	HEX
6	IPT 06 MRF 18	BSPT 1/8	9.4	24	9	11
	IPT 06 MRF 14	BSPT 1/4	9.4	27	12	14
	IPT 06 MRF 38	BSPT 3/8	9.4	27	12	17
	IPT 06 MTF 18	NPT 1/8	9.4	24	9	11
	IPT 06 MTF 14	NPT 1/4	9.4	28	13	14
	IPT 06 MTF 38	NPT 3/8	9.4	28	13	17
	IPT 06 MMF 1010	M10x1	9.4	24	9	11
	IPT 06 MMF 1415	M14x1.5	9.4	26	11	15
	IPT 06 MMF 1615	M16x1.5	9.4	26	11	17

Conical male thread plug
Nippel mit Außengewinde konisch

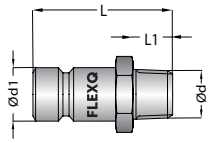

VIEW ONLINE

Size		Ød	Ød1	L	L1	HEX
9	IPT 09 MRF 14	BSPT 1/4	13.5	33	12	14
	IPT 09 MRF 38	BSPT 3/8	13.5	33	12	17
	IPT 09 MRF 12	BSPT 1/2	13.5	38	17	22
	IPT 09 MTF 14	NPT 1/4	13.5	33	13	14
	IPT 09 MTF 38	NPT 3/8	13.5	33	13	17
	IPT 09 MTF 12	NPT 1/2	13.5	38	17	22
	IPT 09 MMF 1010	M10x1	13.5	32	10	14
	IPT 09 MMF 1415	M14x1.5	13.5	32	11	15
	IPT 09 MMF 1615	M16x1.5	13.5	33	12	17

Conical male thread plug
Nippel mit Außengewinde konisch

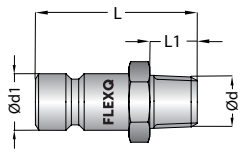

VIEW ONLINE

Size		Ød	Ød1	L	L1	HEX
15	IPT 15 MRF 14	BSPT 1/4	20	38	12	21
	IPT 15 MRF 38	BSPT 3/8	20	38	12	21
	IPT 15 MRF 12	BSPT 1/2	20	42	16	22
	IPT 15 MRF 34	BSPT 3/4	20	43	18	27
	IPT 15 MTF 38	NPT 3/8	20	39	13	22
	IPT 15 MTF 12	NPT 1/2	20	42	16	22
	IPT 15 MTF 34	NPT 3/4	20	43	18	27

Conical male thread plug
Nippel mit Außengewinde konisch

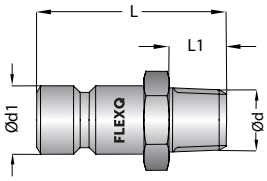

VIEW ONLINE

Size		Ød	Ød1	L	L1
6	IPT 06 MHF 06	6 mm	9.4	37	23
	IPT 06 MHF 09	9 mm	9.4	37	23
9	IPT 09 MHF 09	9 mm	13.5	45	26
	IPT 09 MHF 13	13 mm	13.5	45	26
15	IPT 15 MHF 16	16 mm	20	50	28
	IPT 15 MHF 19	19 mm	20	55	28

Standard hose plug /
Nippel mit Standard Schlauchtülle

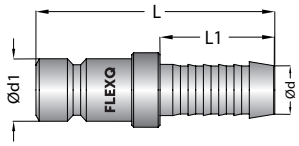

VIEW ONLINE

Size		Ød	Ød1	L	L1
6	IPT 06 MPF 06	6 mm	9.4	38	24
	IPT 06 MPF 10	10 mm	9.4	38	24
9	IPT 09 MPF 10	10 mm	13.5	45	24
	IPT 09 MPF 13	13 mm	13.5	48	28
15	IPT 15 MPF 16	16 mm	20	65	38
	IPT 15 MPF 19	19 mm	20	67	38

Clampless hose tail plug
Nippel mit gerader Schnellsteck - Schlauchtülle

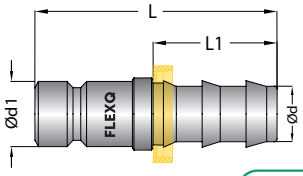

VIEW ONLINE

Conical male thread plug with valve
Verschlussnippel mit Außengewinde

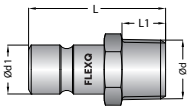

VIEW ONLINE

Size		Ød	Ød1	L	L1	HEX
6	IPT 06 MRB 14	BSPT 1/4	9.4	29	12	14
	IPT 06 MRB 38	BSPT 3/8	9.4	29	12	17
	IPT 06 MTB 14	NPT 1/4	9.4	29	12	14
	IPT 06 MTB 38	NPT 3/8	9.4	29	12	17
	IPT 06 MKB 1415	M14x1.5	9.4	29	12	14
9	IPT 09 MRB 14	BSPT 1/4	13.5	32	12	14
	IPT 09 MRB 38	BSPT 3/8	13.5	32	12	17
	IPT 09 MRB 12	BSPT 1/2	13.5	37	16	22
	IPT 09 MTB 14	NPT 1/4	13.5	32	12	14
	IPT 09 MTB 38	NPT 3/8	13.5	32	12	17
	IPT 09 MTB 12	NPT 1/2	13.5	37	16	22
	IPT 09 MKB 1415	M14x1.5	13.5	32	12	15
	IPT 09 MKB 1615	M16x1.5	13.5	32	12	17
15	IPT 15 MRB 12	BSPT 1/2	20	46	12	22
	IPT 15 MRB 34	BSPT 3/4	20	46	16	27
	IPT 15 MTB 12	NPT 1/2	20	46	12	22
	IPT 15 MTB 34	NPT 3/4	20	46	16	27

Cylindrical male thread plug innerhex
Nippel mit Außengewinde zylindrisch Innensechskant

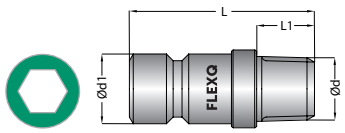

Inner HEX

VIEW ONLINE

Size		Ød	Ød1	L	L1	HEX
6	IPT 06 MRFH 18	BSPT 1/8	9.4	23	9	5
	IPT 06 MRFH 14	BSPT 1/4	9.4	23	13	5
	IPT 06 MKFH 1010	M10x1	9.4	23	9	5
	IPT 06 MKFH 1415	M14x1.5	9.4	25	9	5
9	IPT 09 MRFH 14	BSPT 1/4	13.5	30	13	8
	IPT 09 MRFH 38	BSPT 3/8	13.5	30	13	8
	IPT 09 MRFH 12	BSPT 1/2	13.5	30	15	8
	IPT 09 MKFH 1415	M14x1.5	13.5	31	9	8
	IPT 09 MKFH 1615	M16x1.5	13.5	31	9	8

MONOCOUPLINGS FOR FLUIDS / SERIES IPT

Size		Ød	Ød1	L	HEX
6	IPT 06 MFF 18	BSP 1/8	9.4	25	13
	IPT 06 MFF 14	BSP 1/4	9.4	32	16
	IPT 06 MFF 38	BSP 3/8	9.4	32	19
9	IPT 09 MFF 14	BSP 1/4	13.5	27	16
	IPT 09 MFF 38	BSP 3/8	13.5	28	19
	IPT 09 MFF 12	BSP 1/2	13.5	30	24

Plug with female thread
Nippel mit Innengewinde

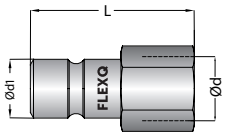

VIEW ONLINE

Size		Ød	Ød1	L	L1	L2	HEX
6	IPT 06 MRF 18-90	BSPT 1/8	9.4	27	9	20	11
	IPT 06 MRF 14-90	BSPT 1/4	9.4	34	11	22	15
	IPT 06 MRF 38-90	BSPT 3/8	9.4	34	11	22	17
	IPT 06 MTF 18-90	NPT 1/8	9.4	27	9	20	11
	IPT 06 MTF 14-90	NPT 1/4	9.4	34	11	22	15
	IPT 06 MTF 38-90	NPT 3/8	9.4	34	9	23	17
	IPT 06 MKF 1010-90	M10x1	9.4	27	11	20	11
	IPT 06 MKF 1415-90	M14x1.5	9.4	34	11	22	15
9	IPT 09 MRF 14-90	BSPT 1/4	13.5	38	11	27	15
	IPT 09 MRF 38-90	BSPT 3/8	13.5	38	11	27	17
	IPT 09 MTF 14-90	NPT 1/4	13.5	38	11	27	15
	IPT 09 MKF 1415-90	M14x1.5	13.5	38	11	27	17

Conical male thread plug 90°
Nippel mit Außengewinde konisch 90°

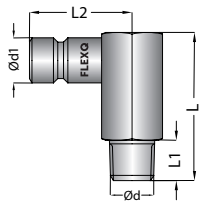

VIEW ONLINE

Size		Ød	Ød1	L	L1	HEX
6	IPT 06 MEF 63	10	9.4	63	46	11
	IPT 06 MEF 100	10	9.4	100	83	11
	IPT 06 MEF 120	10	9.4	120	103	11
	IPT 06 MEF 240	10	9.4	240	223	11
	IPT 06 MEF 360	10	9.4	360	343	11
9	IPT 09 MEF 150	14	13.5	150	127	15
	IPT 09 MEF 300	14	13.5	300	127	15
	IPT 09 MEF 450	14	13.5	450	127	15

Extention plug without thread
Verlängerungsnippel ohne Gewinde

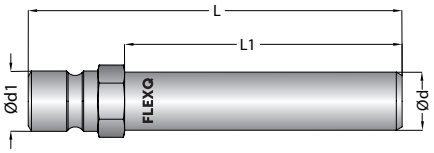

VIEW ONLINE

Male long thread plug
Nippel mit langem Außengewinde

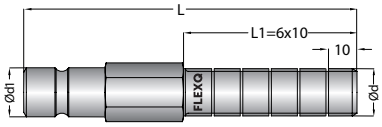

VIEW ONLINE

Size		Ød	Ød1	L	L1	HEX
6	IPT 06 MMFL 18x100	BSP 1/8	9.4	100	6x10	11
	IPT 06 MMFL 14x100	BSP 1/4	9.4	100	6x10	14
	IPT 06 MMFL 38x100	BSP 3/8	9.4	100	6x10	17
	IPT 06 MMFL 1010x100	M10x1	9.4	100	6x10	11
	IPT 06 MMFL 1415x100	M14x1.5	9.4	100	6x10	14

Size		Ød	Ød1	L	L1	HEX
9	IPT 09 MMFL 14x100	BSP 1/4	13.5	100	6x10	14
	IPT 09 MMFL 38x100	BSP 3/8	13.5	100	6x10	17
	IPT 09 MMFL 1415x100	M14x1.5	13.5	100	6x10	14
	IPT 09 MMFL 1615x100	M16x1.5	13.5	100	6x10	17

Male thread extension plug
Nippelverlängerung mit Außengewinde

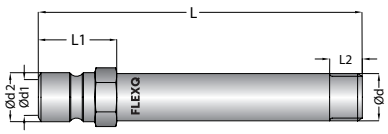

VIEW ONLINE

Size		Ød	Ød1	L	L1	L2	HEX
6	IPT 06 MRF 18xL	BSPT 1/8	9.4	*	17	9	11
	IPT 06 MRF 14xL	BSPT 1/4	9.4	*	17	12	14
	IPT 06 MTF 18xL	NPT 1/8	9.4	*	19	9	11
	IPT 06 MMF 1010xL	M10x1.0	9.4	*	19	9	11

* L : Lenght (mm): 60 / 80 / 100 / 120 / 150 / 200

9	IPT 09 MRF 14xL	BSPT 1/4	13.5	*	24	12	14
	IPT 09 MRF 38xL	BSPT 3/8	13.5	*	24	12	17
	IPT 09 MTF 14xL	NPT 1/4	13.5	*	24	9	14
	IPT 09 MTF 38xL	NPT 3/8	13.5	*	24	9	17
	IPT 09 MMF 1215xL	M12x1.5	13.5	*	25	9	14
	IPT 09 MMF 1415xL	M14x1.5	13.5	*	24	9	15

* L : Lenght (mm): 60 / 80 / 100 / 120 / 150 / 200

15	IPT 15 MRF 38xL	BSPT 3/8	20	*	40	12	22
	IPT 15 MRF 12xL	BSPT 1/2	20	*	40	12	22
	IPT 15 MTF 38xL	NPT 3/8	20	*	40	12	22
	IPT 15 MTF 12xL	NPT 1/2	20	*	40	12	22

* L : Lenght (mm): 60 / 80 / 100 / 120 / 150 / 200

Steel extention tube with female male thread
Stahl Verlängerungsrohr mit Innen- und Außengewinde

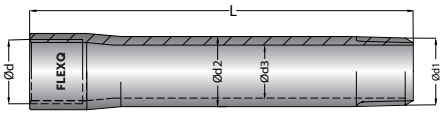

BSP (Female) - BSPT (Male)
NPT (Female) - NPT (Male)

Size	BSP-BSPT	NPT-NPT	Ød	Ød1	Ød2	Ød3	L	INNER HEX
1/8"	MFE 18/18-50 ST	TNE 18/18-50 ST	1/8	1/8	10	6	50	5
	MFE 18/18-75 ST	TNE 18/18-75 ST	1/8	1/8	10	6	75	5
	MFE 18/18-100 ST	TNE 18/18-100 ST	1/8	1/8	10	6	100	5
	MFE 18/18-125 ST	TNE 18/18-125 ST	1/8	1/8	10	6	125	5
1/4"	MFE 14/14-50 ST	TNE 14/14-50 ST	1/4	1/4	14	9	50	8
	MFE 14/14-75 ST	TNE 14/14-75 ST	1/4	1/4	14	9	75	8
	MFE 14/14-100 ST	TNE 14/14-100 ST	1/4	1/4	14	9	100	8
	MFE 14/14-125 ST	TNE 14/14-125 ST	1/4	1/4	14	9	125	8
	MFE 14/14-150 ST	TNE 14/14-150-ST	1/4	1/4	14	9	150	8

MONOCOUPLINGS FOR FLUIDS / SERIES IPT

Size	BSPT-BSPT	NPT-NPT	Ød	Ød1	Ød2	L
1/8″	RRE 18/18-50 ST	TTE 18/18-50 ST	1/8	10	6	50
	RRE 18/18-100 ST	TTE 18/18-100 ST	1/8	10	6	100
	RRE 18/18-150 ST	TTE 18/18-150 ST	1/8	10	6	150
	RRE 18/18-200 ST	TTE 18/18-200 ST	1/8	10	6	200
	RRE 18/18-250 ST	TTE 18/18-250 ST	1/8	10	6	250
1/4″	RRE 14/14-50 ST	TTE 14/14-50 ST	1/4	14	9	50
	RRE 14/14-100 ST	TTE 14/14-100 ST	1/4	14	9	100
	RRE 14/14-150 ST	TTE 14/14-150 ST	1/4	14	9	150
	RRE 14/14-200 ST	TTE 14/14-200 ST	1/4	14	9	200
	RRE 14/14-250 ST	TTE 14/14-250 ST	1/4	14	9	250
3/8″	RRE 38/38-50 ST	TTE 38/38-50 ST	3/8	17	12	50
	RRE 38/38-100 ST	TTE 38/38-100 ST	3/8	17	12	100
	RRE 38/38-150 ST	TTE 38/38-150 ST	3/8	17	12	150
	RRE 38/38-200 ST	TTE 38/38-200 ST	3/8	17	12	200
	RRE 38/38-250 ST	TTE 38/38-250 ST	3/8	17	12	250
1/2″	RRE 12/12-100 ST	TTE 12/12-100 ST	1/2	22	16	100
	RRE 12/12-150 ST	TTE 12/12-150 ST	1/2	22	16	150
	RRE 12/12-200 ST	TTE 12/12-200 ST	1/2	22	16	200
	RRE 12/12-250 ST	TTE 12/12-250 ST	1/2	22	16	250

Steel extention tube with male thread
Stahl Verlängerungsrohr mit Außsengewinde

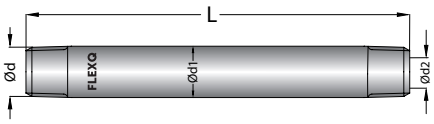

BSPT (Male) - BSPT (Male)
NPT (Male) - NPT (Male)

Size		Description	Material	Working Temp.
6	SK IPT 06 MN	Plug Seal Set	NBR - Nitrile	-15°C +100°C
9	SK IPT 09 MN	Plug Seal Set	NBR - Nitrile	-15°C +100°C
15	SK IPT 15 MN	Plug Seal Set	NBR - Nitrile	-15°C +100°C
6	SK IPT 06 FN	Socket Seal Set	NBR - Nitrile	-15°C +100°C
9	SK IPT 09 FN	Socket Seal Set	NBR - Nitrile	-15°C +100°C
15	SK IPT 15 FN	Socket Seal Set	NBR - Nitrile	-15°C +100°C
6	SK IPT 06 MV	Plug Seal Set	FPM - Viton	-20°C +200°C
9	SK IPT 09 MV	Plug Seal Set	FPM - Viton	-20°C +200°C
15	SK IPT 15 MV	Plug Seal Set	FPM - Viton	-20°C +200°C
6	SK IPT 06 FV	Socket Seal Set	FPM - Viton	-20°C +200°C
9	SK IPT 09 FV	Socket Seal Set	FPM - Viton	-20°C +200°C
15	SK IPT 15 FV	Socket Seal Set	FPM - Viton	-20°C +200°C

Replacement seal set / Ersatz O-Ring Set

VIEW ONLINE

VALVES

FLUIDS

FLEXQ
CONNECTORS

MPT

High Flow French Standard Profile For Cooling

LINKING PRECISION WITH PERFORMANCE

MPT, the french standard quick coupling system for low pressure applications and all media

MPT, das frazösische Profil für Niederdruckanwendungen und alle Medien

Characteristics / Eigenschaften

- High quality materials
- Compact and Ergonomic design
- Extensive range
- Available in 7 diameters
- Color coding

- Hochwertige Materialien
- Kompaktes und ergonomisches Design
- Umfangreiches Sortiment
- In 7 Nennweiten erhältlich
- Farbkodierung

Clampless hose system / Schnellsteck System

- Allows time-saving assembly without using hose clamps
- Space saving
- Reduces the risk of injury from sharp clamps
- Extensive application possibilities

- Ermöglicht zeitsparende Montage ohne Schlauchklemmen
- Platzsparend
- Reduziert Verletzungsgefahr durch scharfe Klemmen
- Umfangreiche Einsatzmöglichkeiten

Interchangeable MPT / Kompatibilität MPT

The MPT monocouplings are compatible with the MPT multicoupling. The coupling can be easily connected to the plug on the multicoupling.

Die MPT-Monokupplungen sind vollständig mit der MPT-Multikupplung kompatibel. Sie lassen sich mühelos auf die Nippel der Multikupplung aufs-tecken.



MPT
HIGH FLOW

Series MPT

TEMPERATURE REGULATION

-- PROFILE INTERNATIONAL --

Options / Optionen

- Color coding / Farbkodierung — R / B
- Stainless Steel / Edelstahl — VA
- Safety locking / Sicherheitsverriegelung — S

Using areas / Einsatzbereiche

- Cooling heating / Temperierung
- Injection moulding / Kunststoffindustrie

Materials	
Body Socket	Brass
Body Plug (6,9,12mm)	Brass
Body Plug (16,20,25,38mm)	Stainless steel
Sleeve	AISI 420 chrome pl.
Valve	Brass
Locking Ring	Stainless steel
Spring	Stainless steel
Balls	Stainless steel
Seals	Viton (V)

Materialien	
Kupplungskörper	Messing
Stecker (6,9,12mm)	Messing
Stecker (16,20,25,38mm)	Edelstahl
Hülse	AISI 420 verchromt
Ventil	Messing
Sprengring	Edelstahl
Feder	Edelstahl
Kugeln	Edelstahl
Dichtungen	Viton (V)

VALVES

max. Temperature range / Temperaturbereich

Nitril (NBR)	N	- 15 °C +100 °C
Fluor Carbon (FPM)	V	- 20 °C +160 °C (Water / Wasser) -20 °C +200 °C (Heating Oil / Wärmeträgeröl

Always make sure no medium flows before disconnecting / Stellen Sie immer vor dem Trennen sicher, dass kein Medium fließt

VALVES

	MPT 06	MPT 09	MPT 12	MPT 16	MPT 20	MPT 25	MPT 38
mm — Flow Size Nennweiten mm	6	9	12	16	20	25	38
max. — Pressure Druck bar	16	16	16	16	16	16	16

FLEXQ Serie MPT - Flow Rate vs Pressure Drop Graph / Durchflussrate vs Druckabfall

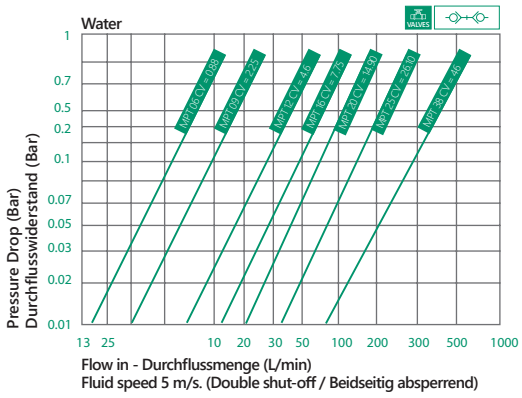

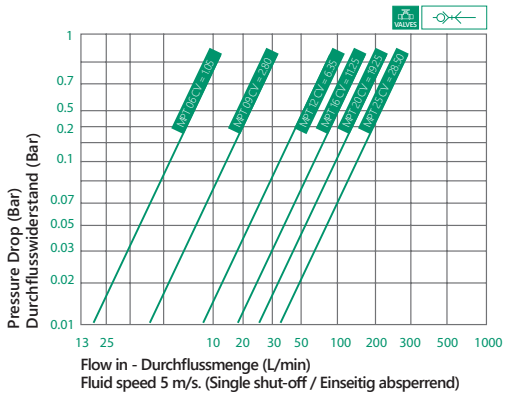

MONOCOUPLINGS FOR FLUIDS / SERIES MPT

Size			Ød	Ød1	L	L1
6	MPT 06 FHB 06	MPT 06 FHF 06	6 mm	19	60	23
	MPT 06 FHB 08	MPT 06 FHF 08	8 mm	19	60	23
9	MPT 09 FHB 10	MPT 09 FHF 10	10 mm	24.5	69	27.5
	MPT 09 FHB 12	MPT 09 FHF 12	12 mm	24.5	69	27.5
12	MPT 12 FHB 12	MPT 12 FHF 12	12 mm	30	81.5	27.5
	MPT 12 FHB 16	MPT 12 FHF 16	16 mm	30	87	33
16	MPT 16 FHB 16	MPT 16 FHF 16	16 mm	37.5	108	33
	MPT 16 FHB 19	MPT 16 FHF 19	19 mm	37.5	108	33

Standard hose tail socket
Kupplung mit Standard Schlauchtülle

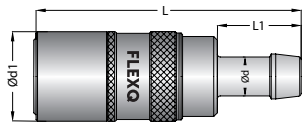

Size			Ød	Ød1	L	L1
6	MPT 06 FHB 08-90	MPT 06 FHF 08-90	8 mm	19	60	23
9	MPT 09 FHB 10-90	MPT 09 FHF 10-90	10 mm	24.5	69	27.5
	MPT 09 FHB 12-90	MPT 09 FHF 12-90	12 mm	24.5	69	27.5
12	MPT 12 FHB 12-90	MPT 12 FHF 12-90	12 mm	30	84	27.5
	MPT 12 FHB 16-90	MPT 12 FHF 16-90	16 mm	30	84	33
16	MPT 16 FHB 19-90	MPT 16 FHF 19-90	19 mm	37.5	114	33

Standard hose tail socket 90°
Kupplung mit Standard Schlauchtülle 90°

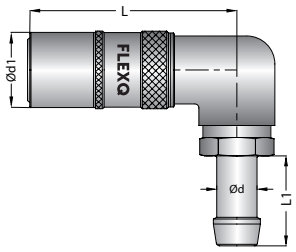

Size			Ød	Ød1	L	L1
6	MPT 06 FPB 10	MPT 06 FPF 10	10 mm	19	61	24
9	MPT 09 FPB 10	MPT 09 FPF 10	10 mm	24.5	66	24
	MPT 09 FPB 13	MPT 09 FPF 13	13 mm	24.5	81.5	28
12	MPT 12 FPB 13	MPT 12 FPF 13	13 mm	30	81.5	28
	MPT 12 FPB 16	MPT 12 FPF 16	16 mm	30	91.5	38
16	MPT 16 FPB 19	MPT 16 FPF 19	19 mm	37.5	113	38

Push to connect hose tail socket
Kupplung mit schnellsteck Schlauchtülle

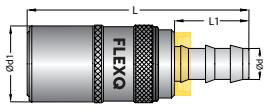

Size			Ød	Ød1	L	L1
6	MPT 06 FPB 10-90	MPT 06 FPF 10-90	10 mm	19	60	24
9	MPT 09 FPB 10-90	MPT 09 FPF 10-90	10 mm	24.5	69	24
	MPT 09 FPB 13-90	MPT 09 FPF 13-90	13 mm	24.5	69	28
12	MPT 12 FPB 13-90	MPT 12 FPF 13-90	13 mm	30	84	28
	MPT 12 FPB 16-90	MPT 12 FPF 16-90	16 mm	30	94	38
16	MPT 16 FPB 19-90	MPT 16 FPF 19-90	19 mm	37.5	114	38

Push to connect hose tail socket 90°
Kupplung mit schnellsteck Schlauchtülle 90°

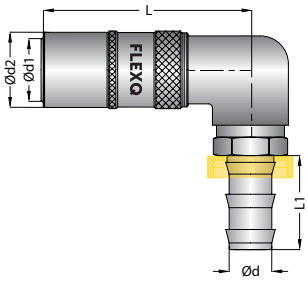

Female thread socket
Kupplung mit Innengewinde

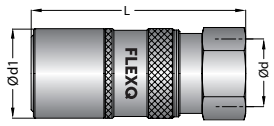

Size			Ød	Ød1	L	L1
6	MPT 06 FFB 14	MPT 06 FFF 14	BSP 1/4	19	46	17
	MPT 06 FNB 14	MPT 06 FNF 14	NPT 1/4	19	46	17
9	MPT 09 FFB 38	MPT 09 FFF 38	BSP 3/8	24.5	53	22
	MPT 09 FNB 38	MPT 09 FNF 38	NPT 3/8	24.5	53	22
12	MPT 12 FFB 12	MPT 12 FFF 12	BSP 1/2	30	81.5	27.5
	MPT 12 FNB 12	MPT 12 FNF 12	NPT 1/2	30	87	33
16	MPT 16 FFB 34	MPT 16 FFF 34	BSP 3/4	37.5	90	35
	MPT 16 FNB 34	MPT 16 FNF 34	NPT 3/4	37.5	90	35

Female thread socket 90°
Kupplung mit Innengewinde 90°

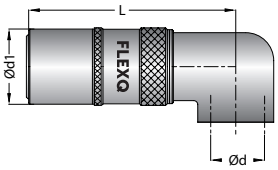

Size			Ød	Ød1	L	L1
6	MPT 06 FFB 14-90	MPT 06 FFF 14-90	BSP 1/4	19	46	17
	MPT 06 FNB 14-90	MPT 06 FNF 14-90	NPT 1/4	19	46	17
9	MPT 09 FFB 38-90	MPT 09 FFF 38-90	BSP 3/8	24.5	53	22
	MPT 09 FNB 38-90	MPT 09 FNF 38-90	NPT 3/8	24.5	53	22
12	MPT 12 FFB 12-90	MPT 12 FFF 12-90	BSP 1/2	30	81.5	27.5
	MPT 12 FNB 12-90	MPT 12 FNF 12-90	NPT 1/2	30	87	33
16	MPT 16 FFB 34-90	MPT 16 FFF 34-90	BSP 3/4	37.5	90	35
	MPT 16 FNB 34-90	MPT 16 FNF 34-90	NPT 3/4	37.5	90	35

Cylindrical male thread socket
Kupplung mit zylindrischem Aussengewinde

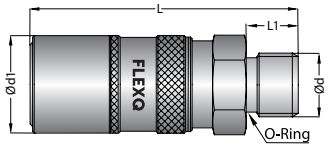

d Size			Ød	Ød1	L	L1	HEX
6	MPT 06 FOB 14	MPT 06 FOF 14	BSP 1/4	19	46	10	17
9	MPT 09 FOB 38	MPT 09 FOF 38	BSP 3/8	24.5	53	11	22
12	MPT 12 FOB 12	MPT 12 FOF 12	BSP 1/2	30	67	11	22
16	MPT 16 FOB 34	MPT 16 FOF 34	BSP 3/4	37.5	90.5	14	27

Male thread socket 90°
Kupplung mit Aussengewinde 90°

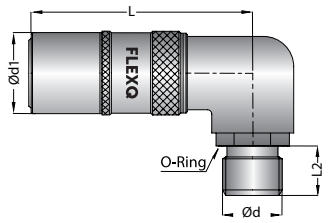

Size			Ød	Ød1	L	L1	HEX
6	MPT 06 FOB 14-90	MPT 06 FOF 14-90	BSP 1/4	19	46	34	9
9	MPT 09 FOB 38-90	MPT 09 FOF 38-90	BSP 3/8	24.5	53	40	10
12	MPT 12 FOB 12-90	MPT 12 FOF 12-90	BSP 1/2	30	67	40	10
16	MPT 16 FOB 34-90	MPT 16 FOF 34-90	BSP 3/4	37.5	114	47	12

MONOCOUPLINGS FOR FLUIDS / SERIES MPT

Cylindrical male thread plug / Nippel mit zylindrischem Aussengewinde

Size		Ød	L	L1	HEX
6	MPT 06 MMF 14	BSP 1/4	33	9	14
	MPT 06 MMF 38	BSP 3/8	34	10	19
9	MPT 09 MMF 14	BSP 1/4	35	10	15
	MPT 09 MMF 38	BSP 3/8	37	12	19
	MPT 09 MMF 12	BSP 1/2	37	12	22
12	MPT 12 MMF 12	BSP 1/2	42	12	24
	MPT 12 MMF 34	BSP 3/4	46	16	27
16	MPT 16 MMF 34	BSP 3/4	62	16	27
	MPT 16 MMF 10	BSP 1	60	22	32
	MPT 16 MMF 2415	M24x1.5	56	18	30

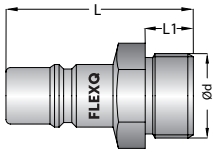

Conical male thread plug / Nippel mit konischem Aussengewinde

Size		Ød	L	L1	INNER HEX	OUTER HEX
6	MPT 06 MRF 18	BSPT 1/8	30	9	5	-
	MPT 06 MRF 14	BSPT 1/4	31	13	5	-
9	MPT 09 MRF 14	BSPT 1/4	34	10	8	-
	MPT 09 MRF 38	BSPT 3/8	36	13	8	-
	MPT 09 MRF 12	BSPT 1/2	42	17	-	22
	MPT 09 MTF 14	NPT 1/4	37	13	8	-
	MPT 09 MTF 38	NPT 3/8	38	13	8	-
12	MPT 12 MRF 38	BSPT 3/8	39	13	10	-
	MPT 12 MRF 12	BSPT 1/2	45	16	-	22
	MPT 12 MTF 38	NPT 3/8	39	14	10	-
	MPT 12 MTF 12	NPT 1/2	45	16	-	22
16	MPT 16 MRF 34	BSPT 3/4	63	17	-	27
	MPT 16 MTF 34	NPT 3/4	62	19	-	27

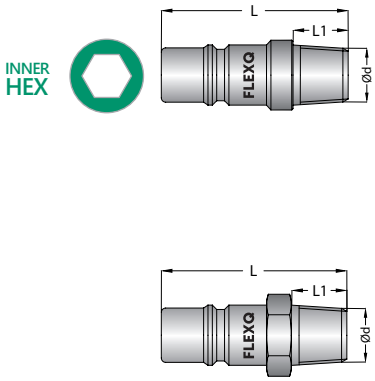

Push to connect hose tail plug / Nippel mit gerader Schnellsteck - Schlauchtülle

Size		Ød	L	L1
6	MPT 06 MPF 10	10 mm	45	24
9	MPT 09 MPF 10	10 mm	46	24
9	MPT 09 MPF 13	13 mm	50	28
12	MPT 12 MPF 13	13 mm	57	28
12	MPT 12 MPF 16	16 mm	67	38
16	MPT 16 MPF 16	16 mm	73	38
16	MPT 16 MPF 19	19 mm	73	38

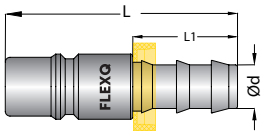

Standard hose tail plug / Nippel mit gerader Standard - Schlauchtülle

Size		Ød	L	L1
6	MPT 06 MHF 08	8 mm	44	23
6	MPT 06 MHF 10	10 mm	44	23
9	MPT 09 MHF 12	12 mm	50	28
12	MPT 12 MHF 12	12 mm	55	28
12	MPT 12 MHF 16	16 mm	55	28
16	MPT 16 MHF 19	19 mm	62	28

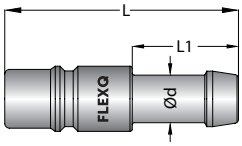

Male thread plug with valve for multicoupling plates
Verschlussnippel mit Aussengewinde für Multikupplungsplatten

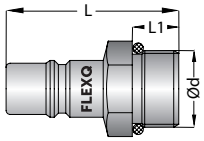

Short version for screwing into the multi-coupling blocks
Kurze Version zum Einschrauben in die Multikupplungsblöcke

Size		Ød	L	L1	HEX
6	MPT 06 MOB 38 KV	BSP 3/8	35.5	10	19
9	MPT 09 MOB 12 KV	BSP 1/2	37	12	22
12	MPT 12 MOB 34 KV	BSP 3/4	46	16	27
16	MPT 16 MOB 10 KV	BSP 1	60	22	32

Male threaad plug with valve
Verschlussnippel mit Aussengewinde

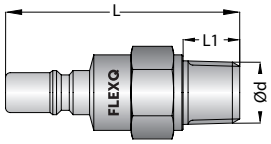

Size		Ød	L	L1	HEX
6	MPT 06 MRB 14	BSPT 1/4	45	12	17
	MPT 06 MTB 14	NPT 1/4	46	13	17
9	MPT 09 MRB 14	BSPT 1/4	50	12	19
	MPT 09 MRB 38	BSPT 3/8	48	12	19
	MPT 09 MRB 12	BSPT 1/2	51	17	22
	MPT 09 MTB 14	NPT 1/4	52	13	19
	MPT 09 MTB 38	NPT 3/8	48	12	19
12	MPT 12 MRB 38	BSPT 3/8	59	12	24
	MPT 12 MRB 12	BSPT 1/2	63	16	24
	MPT 12 MTB 38	NPT 3/8	59	13	24
	MPT 12 MTB 12	NPT 1/2	62	16	24
16	MPT 16 MRB 34	BSPT 3/4	81	19	32
	MPT 16 MTB 34	NPT 3/4	81	19	32

Cylindrical male thread shut-off plug with sealing O-Ring /
Verschlussnippel mit zylindrischem Aussengewinde und O-Ring

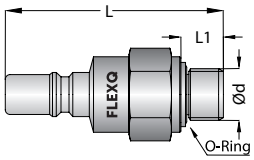

Size		Ød	L	L1	HEX
6	MPT 06 MOB 18	BSP 1/8	43	7	17
	MPT 06 MOB 14	BSP 1/4	45	9	17
9	MPT 09 MOB 14	BSP 1/4	48	9	19
	MPT 09 MOB 38	BSP 3/8	47	9	20
	MPT 09 MOB 12	BSP 1/2	48	12	24
12	MPT 12 MOB 38	BSP 3/8	60	11	24
	MPT 12 MOB 12	BSP 1/2	60	12	24
	MPT 12 MOB 34	BSP 3/4	59	14	32
16	MPT 16 MOB 34	BSP 3/4	81	14	32

MONOCOUPLINGS FOR FLUIDS / SERIES MPT

Size		Ød	L	HEX
6	MPT 06 MFF 14	BSP 1/4	34	17
	MPT 06 MNF 14	NPT 1/4	36	17
9	MPT 09 MFF 14	BSP 1/4	37	21
	MPT 09 MFF 38	BSP 3/8	37	21
	MPT 09 MNF 14	NPT 1/4	37	21
	MPT 09 MNF 38	NPT 3/8	37	21
12	MPT 12 MFF 38	BSP 3/8	39	21
	MPT 12 MFF 12	BSP 1/2	45	27
	MPT 12 MNF 12	NPT 1/2	47	27
16	MPT 16 MFF 34	BSP 3/4	61	32
	MPT 16 MNF 34	NPT 3/4	61	32

Female thread plug
Nippel mit Innengewinde

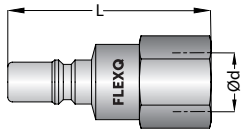

Size		Ød	L	HEX
6	MPT 06 MFB 14	BSP 1/4	47	17
	MPT 06 MNB 14	NPT 1/4	47	17
9	MPT 09 MFB 14	BSP 1/4	49	19
	MPT 09 MFB 38	BSP 3/8	49	21
	MPT 09 MNB 14	NPT 1/4	49	19
	MPT 09 MNB 38	NPT 3/8	49	21
12	MPT 12 MFB 12	BSP 1/2	63	27
	MPT 12 MNB 12	NPT 1/2	65	27
16	MPT 16 MFB 34	BSP 3/4	81	32
	MPT 16 MNB 34	NPT 3/4	81	32

Female thread plug with valve
Verschlussnippel mit Innengewinde

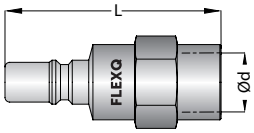

Size	With Valve / Mit Ventil	Ød	Ød1	L	HEX
20	MPT 20 FFB 34	BSP 3/4	54	119	41
	MPT 20 FFB 10	BSP 1	54	120	41
	MPT 20 FNB 10	NPT 1	54	120	41
25	MPT 25 FFB 10	BSP 1	60	142	50
	MPT 25 FFB 114	BSP 1 1/4	60	142	50
	MPT 25 FNB 10	NPT 1	60	142	50
	MPT 25 FNB 114	NPT 1 1/4	60	142	50
38	MPT 38 FFB 112	BSP 1 1/2	81	151	60
	MPT 38 FFB 20	BSP 2	81	155	70

Cylindrical female thread socket /
Kupplung mit Innengewinde zylindrisch

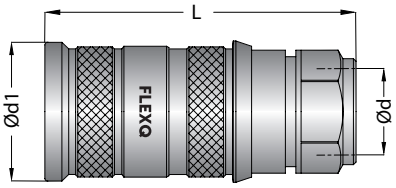

Size	With Valve / Mit Ventil	Ød	Ød1	L	L1	HEX
20	MPT 20 FOB 34	BSP 3/4	54	130	16	60
	MPT 20 FOB 10	BSP 1	54	131	17	70
25	MPT 25 FOB 10	BSP 1	60	142	19	50
	MPT 25 FOB 114	BSP 1 1/4	60	142	19	50
38	MPT 38 FOB 112	BSP 1 1/2	75	164	22	70
	MPT 38 FOB 20	BSP 2	75	164	22	70

Cylindrical male thread socket with O-ing
Kupplung mit Aussengewinde zylindrisch mit O-Ring

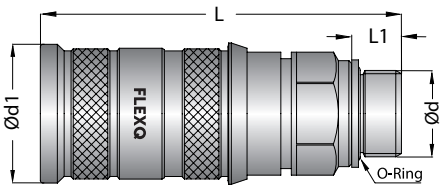

NPT male thread socket
Kupplung mit Aussengewinde NPT

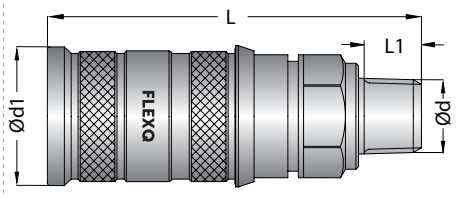

Size	With Valve / Mit Ventil	Ød	Ød1	L	L1	HEX
20	MPT 20 FTB 10	NPT 1	54	136	22	42
25	MPT 25 FTB 114	NPT 1 1/4	60	144	22	50
38	MPT 38 FTB 112	NPT 1 1/2	75	164	24	70
38	MPT 38 FTB 20	NPT 2	75	166	26	70

Cylindrical female thread plug with valve
Verschlussnippel mit Innengewinde zylindrisch

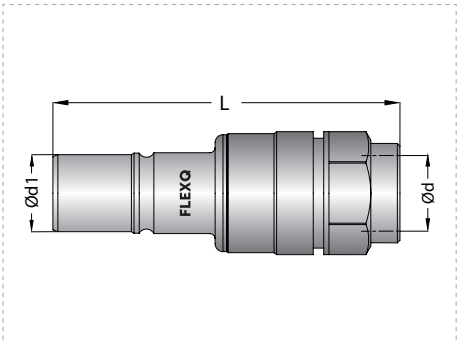

Size	With Valve / Mit Ventil	Ød	Ød1	L	HEX
20	MPT 20 MFB 34	BSP 3/4	29.5	126	41
	MPT 20 MFB 10	BSP 1	29.5	127	41
	MPT 20 MNB 34	NPT 3/4	29.5	126	41
	MPT 20 MNB 10	NPT 1	29.5	127	41
25	MPT 25 MFB 10	BSP 1	34.5	149	50
	MPT 25 MFB 114	BSP 1 1/4	34.5	149	50
	MPT 25 MNB 10	NPT 1	34.5	149	50
	MPT 25 MNB 114	NPT 1 1/4	34.5	149	50
38	MPT 38 MFB 112	BSP 1 1/2	46.5	158	60
	MPT 38 MFB 20	BSP 2	46.5	160	70

Cylindrical male thread plug with valve
Verschlussnippel mit Aussengewinde zylindrisch

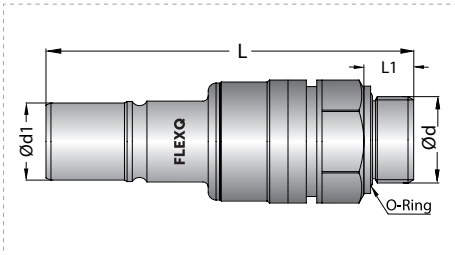

Size	With Valve / Mit Ventil	Ød	Ød1	L	L1	HEX
20	MPT 20 MOB 34	BSP 3/4	29.5	138	16	41
	MPT 20 MOB 10	BSP 1	29.5	139	17	41
25	MPT 25 MOB 10	BSP 1	34.5	150	19	50
	MPT 25 MOB 114	BSP 1 1/4	34.5	150	19	50
	MPT 25 MOB 112	BSP 1 1/2	34.5	153	22	55

NPT male thread plug with valve
Verschlussnippel mit Aussengewinde NPT

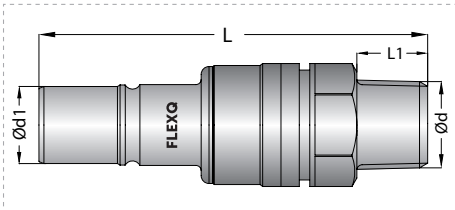

Size	With Valve / Mit Ventil	Ød	Ød1	L	L1	HEX
20	MPT 20 MTB 10	NPT 1	29.5	146	24	42
25	MPT 25 MTB 112	NPT 1 1/2	34.5	156	24	50

Cylindrical female thread plug /
Nippel mit Innengewinde zylindrisch

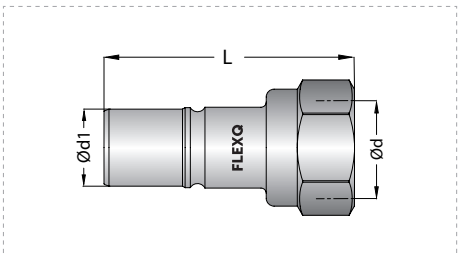

Size	Without Valve Ohne Ventil	Ød	Ød1	L	HEX
20	MPT 20 MFF 10	BSP 1	29.5	92	41
25	MPT 25 MFF 10	BSP 1	34.5	100	41
25	MPT 25 MFF 114	BSP 1 1/4	34.5	108	50
25	MPT 25 MFF 112	BSP 1 1/2	34.5	108	55

FLUIDS

FLEXQ CONNECTORS

PPT

ISO 7241-1 Serie B



LINKING PRECISION WITH PERFORMANCE

PPT, the multi purpose quick coupling system for air, fluids and hydraulic applications

PPT, das universal Kupplungssystem für Pneumatik-, Fluid- und Hydraulik-Anwendungen

Characteristics / Eigenschaften

- Optimized flow characteristics
- Ergonomic design
- Wide flow size range
- Available in stainless steel
- ISO profile

- Optimierter Durchfluss
- Ergonomisches Design
- Große Nennweiten
- In Edelstahl erhältlich
- ISO Profil

Safe and quick locking / Schnelle und sichere Verriegelung

Depending on the size, the balls provide a reliable locking.
The locking sleeve is ergonomic designed - thanks to this properties PPT series become a comfortable and safe
quick connecting and disconnecting coupling system.

Je nach Größe sorgen die Kugeln für eine zuverlässige Verriegelung. Die Verriegelungshülse ist ergonomisch gestaltet. Dank dieser Eigenschaften wird die PPT-Serie zu einem komfortablen Schnellkupplungssystem und garantiert sicheres Ein- und Auskuppeln.

PPT
ISO 7241-1

SERIE PPT

MULTİ PURPOSE

-- ISO 7241-1 SERIE B --

OPTIONS / OPTIONEN

- Stainless Steel
- High Temperature
- Edelstahl
- Hochtemperatur Dichtung

USING AREAS / EINSATZBEREICHE

- On thermo regulation
- Injection moulding industries
- Temperierung
- Kunststoffindustrie

Materials	
Body Socket	Brass
Body Plug	Brass
Sleeve	Brass
Valve	-
Locking Ring	Stainless steel
Spring	Stainless steel
Balls	Stainless steel
Seals	Nitrile (N)

Materialien	
Kupplungskörper	Messing
Stecker	Messing
Hülse	Messing
Ventil	-
Sprengring	Edelstahl
Feder	Edelstahl
Kugeln	Edelstahl
Dichtungen	Nirtil (NBR)

VALVES

max.

Temperature range / Temperaturbereich

Nitril (NBR)	N	- 15 °C +100 °C
Fluor Carbon (FPM)	V	- 20 °C +180 °C
Ethylene Propylene	EPDM	- 40 °C +150 °C

Make sure no medium flows before disconnecting / Stellen Sie vor dem Trennen sicher, dass kein Medium fließt

mm — Flow Size Nennweiten mm

max. — Pressure Druck bar

See table page 74
Siehe Tabelle Seite 74

FLEXQ Serie PPT - Flow Rate & Pressure Drop Graph / Durchfluss- und Druckabfalldiagramm

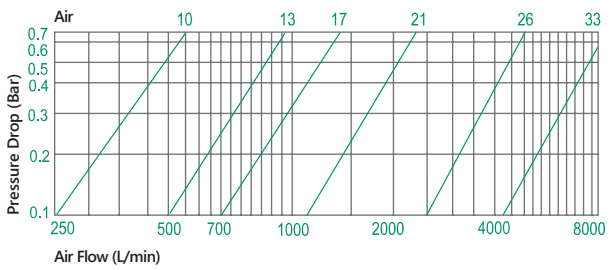

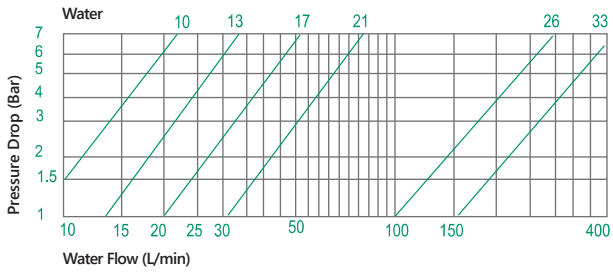

MONOCOUPLINGS FOR FLUIDS / SERIES PPT

Size	With Valve / Mit Ventil	Without Valve / Ohne Ventil	Ød	Ød1	L	HEX
4	PPT 04 FFB 18	PPT 04 FFF 18	BSP 1/8	25	49	14
8	PPT 08 FFB 14	PPT 08 FFF 14	BSP 1/4	29	58	19
10	PPT 10 FFB 38	PPT 10 FFF 38	BSP 3/8	35	64	22
13	PPT 13 FFB 12	PPT 13 FFF 12	BSP 1/2	44	74	27
16	PPT 16 FFB 34	PPT 16 FFF 34	BSP 3/4	53	94	36
19	PPT 19 FFB 10	PPT 19 FFF 10	BSP 1	60	106	41

Female thread socket
Kupplung mit Innengewinde

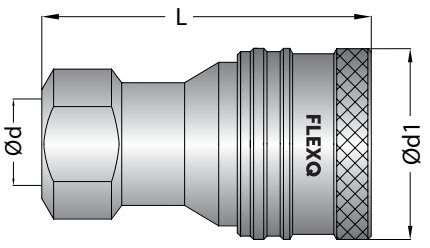

Size	With Valve / Mit Ventil	Without Valve / Ohne Ventil	Ød	Ød1	L	HEX
32	BFF 32 FFB 10	PPT 32 FFF 10	BSP 1	70	114	60
32	BFF 32 FFB 114	PPT 32 FFF 114	BSP 1-1/4	70	114	60
32	BFF 32 FFB 112	PPT 32 FFF 112	BSP 1-1/2	70	114	60
38	BFF 38 FFB 114	PPT 38 FFF 114	BSP 1-1/4	75	126	65
38	BFF 38 FFB 112	PPT 38 FFF 112	BSP 1-1/2	75	126	65
50	BFF 50 FFB 20	PPT 50 FFF 20	BSP 2	105	142	90
50	BFF 50 FFB 212	PPT 50 FFF 212	BSP 2-1/2	110	167	100

Female thread socket
Kupplung mit Innengewinde

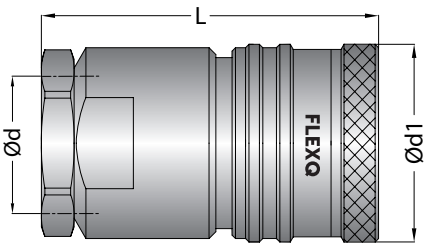

Size	With Valve / Mit Ventil	Without Valve / Ohne Ventil	Ød	L	HEX
4	PPT 04 MFB 18	PPT 04 MFF 18	BSP 1/8	30	14
8	PPT 08 MFB 14	PPT 08 MFF 14	BSP 1/4	35	19
10	PPT 10 MFB 38	PPT 10 MFF 38	BSP 3/8	39	22
13	PPT 13 MFB 12	PPT 13 MFF 12	BSP 1/2	36	27
16	PPT 16 MFB 34	PPT 16 MFF 34	BSP 3/4	60	36
19	PPT 19 MFB 10	PPT 19 MFF 10	BSP 1	65	41

Female thread plug
Nippel mit Innengewinde

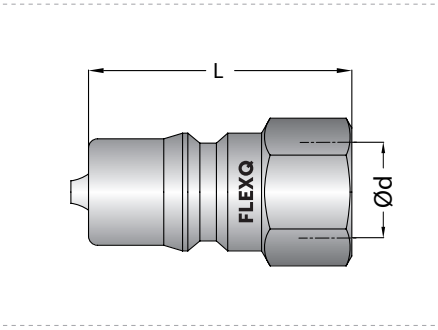

Female thread plug
Nippel mit Innengewinde

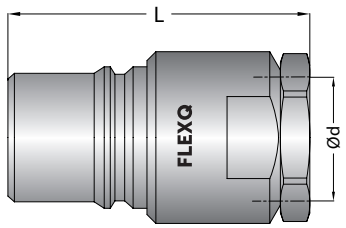

Size	With Valve / Mit Ventil	Without Valve / Ohne Ventil	Ød	L	HEX
32	PPT 32 MFB 10	PPT 32 MFF 10	BSP 1	114	60
32	PPT 32 MFB 114	PPT 32 MFF 114	BSP 1-1/4	114	60
32	PPT 32 MFB 112	PPT 32 MFF 112	BSP 1-1/2	114	60
38	PPT 38 MFB 114	PPT 38 MFF 114	BSP 1-1/4	126	65
38	PPT 38 MFB 112	PPT 38 MFF 112	BSP 1-1/2	126	65
50	PPT 50 MFB 20	PPT 50 MFF 20	BSP 2	142	90
50	PPT 50 MFB 212	PPT 50 MFF 212	BSP 2-1/2	167	100

Technical Specifications

Working Pressure / Betriebsdruck

Size		Brass - Messing		Steel - Stahl		Stainless steel - Edelstahl (AISI 303 / AISI 316)	
		Bar	PSI	Bar	PSI	Bar	PSI
PPT 04	BSP 1/8	210	3045	300	4350	300	4350
PPT 08	BSP 1/4	185	2685	300	4350	300	4350
PPT 10	BSP 3/8	150	2200	280	4050	280	4050
PPT 13	BSP 1/2	160	2320	280	4050	280	4050
PPT 16	BSP 3/4	138	2000	250	3625	250	3625
PPT 19	BSP 1	105	1500	230	3350	230	3350
PPT 32	BSP 1-1/4	85	1250	120	1750	120	1750
PPT 38	BSP 1-1/2	105	1500	150	2175	150	2175
PPT 50	BSP 2	50	725	104	4200	104	4200

FLUIDS

FLEXQ
CONNECTORS

RPT
Ultra Flow Flat-Face

LINKING PRECISION WITH PERFORMANCE

11 flow sizes - 11 Nennweiten

RPT, leak-free fluid couplings for demanding low pressure applications

RPT, das leckagefreie Kupplungssystem für anspuchsvolle Niederdruckanwendungen

Characteristics / Eigenschaften

- Non spill - flat face
- Optimized flow characteristics
- Ergonomic design
- Lange flow size range
- Available in stainless steel

- Leckagefrei, flachdichtend
- Optimierter Durchfluss
- Ergonimisches Design
- Große Nennweiten
- In Edelstahl erhältlich

Safe and quick locking / Schnelle und sichere Verriegelung

Depending on the size, the balls provide a reliable locking.
The locking sleeve is ergonomically designed - thanks to this properties RPT series become a comfortable and safe
quick connecting and disconnecting coupling system.

Je nach Größe sorgen die Kugeln für eine zuverlässige Verriegelung. Die Verriegelungshülse ist ergonomisch gestaltet. Dank dieser Eigenschaften wird die RPT-Serie zu einem komfortablen Schnellkupplungssystem und garantiert sicheres Ein- und Auskuppeln.



RPT
ULTRA FLOW FLAT-FACE

SERIES RPT

ULTRA FLOW FLAT FACE

-- PROFILE RPT --

Options / Optionen

- Color coding / Farbkodierung — R / B
- Stainless Steel / Edelstahl — VA
- High Temperature FFKM / Hochtemperatur Dichtungen FFKM — W

Using areas / Einsatzbereiche

- On thermo regulation / Temperirung
- Injection moulding / Kunststoffindustrie
- Heating oil / Wärmeträgeröl
- Steam lines / Dampfanwendungen
- Blow molding / Blasformen

Materials	
Body Socket	Brass
Body Plug	Stainless Steel
Sleeve	Stainless Steel
Valve	Brass
Locking Ring	Stainless Steel
Spring	Stainless Steel
Balls	Stainless Steel
Seals	FPM (V)

Materialien	
Kupplungskörper	Messing
Stecker	Edelstahl
Hülse	Edelstahl
Ventil	Messing
Sprengring	Edelstahl
Feder	Edelstahl
Kugeln	Edelstahl
Dichtungen	FPM (V)

VALVES

max. Temperature range / Temperaturbereich

Nitril (NBR)	N	- 15 °C +100 °C
Fluor Carbon (FPM)	V	- 20 °C +180 °C
Ethylen-Propylen (EPDM)*	E	- 20 °C +150 °C
Perfluor-Elastomer (FFKM)**	W	0 °C +270 °C

*EPDM seals cannot be used with mineral oils and fats. / *EPDM-Dichtungen sind nicht bei mineralischen Ölen und Fetten einsetzbar.
**Stainless steel is recommended from 220 °C. / **Ab 220 °C wird Edelstahl empfohlen.

	RPT 03	RPT 06	RPT 08	RPT 10	RPT 12	RPT 16	RPT 20	RPT 25	RPT 32	RPT 38	RPT 50
mm — Flow Size Nennweiten mm	3	6	8	10	12	16	20	25	32	38	50
max. — Pressure Druck bar	60	60	60	60	60	60	60	40	25	20	15

FLEXQ Serie RPT Flow Rate vs Pressure Drop Graph / Durchflussrate und Druckabfall

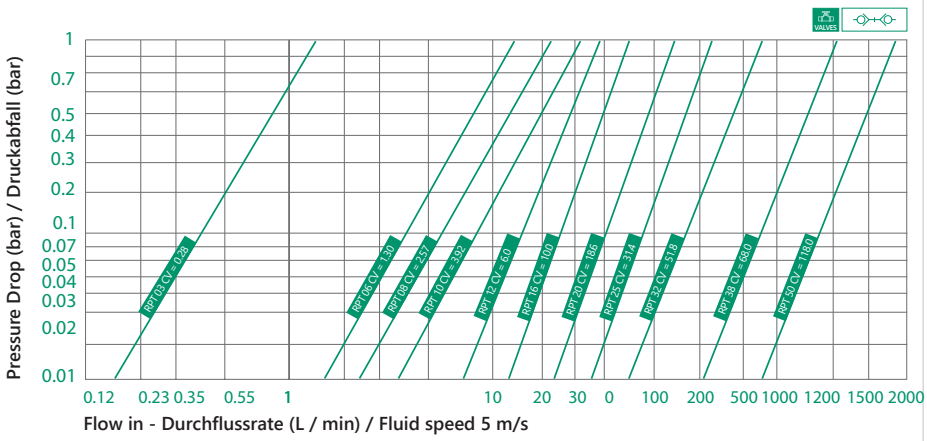

MONOCOUPLINGS FOR FLUIDS / SERIES RPT

Size		Ød	Ød1	L	HEX
3	RPT 03 FFB 18	BSP 1/8	16	40	13
	RPT 03 FNB 18	NPT 1/8	16	40	13
6	RPT 06 FFB 14	BSP 1/4	22	43	30
	RPT 06 FNB 14	NPT 1/4	22	43	30
8	RPT 08 FFB 14	BSP 1/4	26.5	43	22
	RPT 08 FNB 14	NPT 1/4	26.5	43	22
	RPT 08 FFB 38	BSP 3/8	26.5	43	22
	RPT 08 FNB 38	NPT 3/8	26.5	43	22
10	RPT 18 FFB 38	BSP 3/8	30	54	25
	RPT 18 FNB 38	NPT 3/8	30	54	25
12	RPT 12 FFB 12	BSP 1/2	35	56	30
	RPT 12 FNB 12	NPT 1/2	35	56	30
16	RPT 16 FFB 34	BSP 3/4	42	81	35
	RPT 16 FNB 34	NPT 3/4	42	83	35
20	RPT 20 FFB 10	BSP 1	56	117	50
	RPT 20 FNB 10	NPT 1	56	117	50
25	RPT 25 FFB 10	BSP 1	64	119	50
	RPT 25 FNB 10	NPT 1	64	119	50
	RPT 25 FFB 114	BSP 1-1/4	64	119	50
	RPT 25 FNB 114	NPT 1-1/4	64	119	50
32	RPT 32 FFB 114	BSP 1-1/4	79	116	50
	RPT 32 FNB 114	NPT 1-1/4	79	116	50
	RPT 32 FFB 112	BSP 1-1/2	79	116	50
	RPT 32 FNB 112	NPT 1-1/2	79	116	50
38	RPT 38 FFB 112	BSP 1-1/2	93	135	60
	RPT 38 FNB 112	NPT 1-1/2	93	135	60
	RPT 38 FFB 20	BSP 2	93	142	75
	RPT 38 FNB 20	NPT 2	93	142	75
50	RPT 50 FFB 20	BSP 2	118	178	75
	RPT 50 FNB 20	NPT 2	118	178	75
	RPT 50 FFB 212	BSP 2-1/2	118	178	90
	RPT 50 FNB 212	NPT 2-1/2	118	178	90

Female thread socket / Kupplung mit Innengewinde

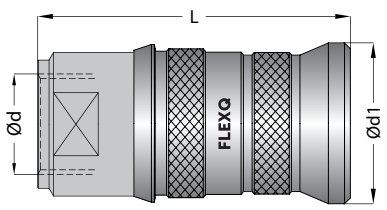

Size		Ød	Ød1	L	L1	HEX
3	RPT 03 FOB 18	BSP 1/8	16	39	7	14
6	RPT 06 FOB 14	BSP 1/4	22	43	10	19
	RPT 06 FOB 38	BSP 3/8	22	43	10	20
8	RPT 08 FOB 14	BSP 1/4	26.5	43	10	22
	RPT 08 FOB 38	BSP 3/8	26.5	44	11	22
10	RPT 10 FOB 38	BSP 3/8	29	52	11	25
	RPT 10 FOB 12	BSP 1/2	29	53	12	25
12	RPT 12 FOB 38	BSP 3/8	35	54	11	30
	RPT 12 FOB 12	BSP 1/2	35	55	12	30
16	RPT 16 FOB 12	BSP 1/2	42	80	12	35
	RPT 16 FOB 34	BSP 3/4	42	83	16	35

Male thread socket / Kupplung mit Aussengewinde

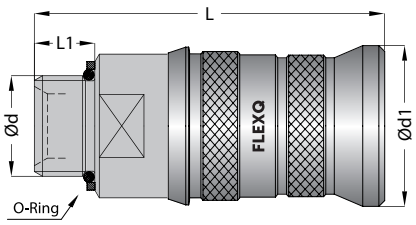

Male thread Socket
Kupplung mit Aussengewinde

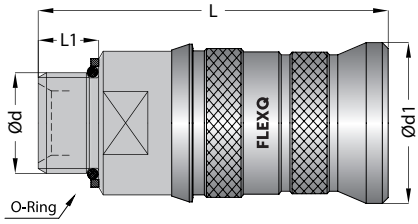

Size		Ød	Ød1	L	L1	HEX
20	RPT 20 FOB 34	BSP 3/4	56	114	16	50
	RPT 20 FOB 10	BSP 1	56	117	19	50
25	RPT 25 FOB 10	BSP 1	64	128	19	55
	RPT 25 FOB 114	BSP 1-1/4	64	128	19	55
32	RPT 32 FOB 114	BSP 1-1/4	79	126	19	55
	RPT 32 FOB 112	BSP 1-1/2	79	129	22	60
38	RPT 38 FOB 112	BSP 1-1/2	93	139	22	60
	RPT 38 FOB 20	BSP 2	93	140	23	65
50	RPT 50 FOB 20	BSP 2	118	177	23	75
	RPT 50 FOB 212	BSP 2-1/2	118	184	25	90

Standard hose tail socket
Kupplung mit Standard Schlauchtülle

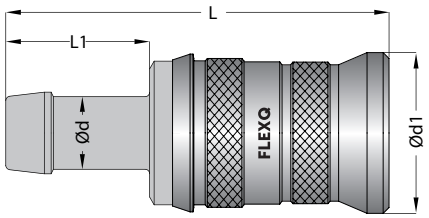

Size		Ød	Ød1	L	L1
3	RPT 03 FHB 03	3 mm	16	50	18
	RPT 03 FHB 06	6 mm	16	55	23
6	RPT 06 FHB 06	6 mm	22	56	23
	RPT 06 FHB 08	8 mm	22	56	23
8	RPT 08 FHB 08	8 mm	26.5	58	23
	RPT 08 FHB 10	10 mm	26.5	58	23
10	RPT 10 FHB 10	10 mm	30	65	23
	RPT 10 FHB 12	12 mm	30	70	28
12	RPT 12 FHB 12	12 mm	35	69	28
	RPT 12 FHB 16	16 mm	35	69	28
16	RPT 16 FHB 16	16 mm	42	91	28
	RPT 16 FHB 19	19 mm	42	97	33

Clampless hose tail socket
Kupplung mit Schnellsteck Schlauchtülle

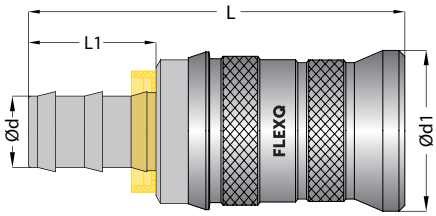

Size		Ød	Ød1	L	L1
6	RPT 06 FPB 06	6 mm	22	57	24
8	RPT 08 FPB 10	10 mm	26.5	59	28
10	RPT 10 FPB 10	10 mm	30	66	24
	RPT 10 FPB 13	13 mm	30	71	28
12	RPT 12 FPB 13	13 mm	35	69	28
	RPT 12 FPB 16	16 mm	35	69	28
16	RPT 16 FPB 16	16 mm	42	92	28
	RPT 16 FPB 19	19 mm	42	102	38

MONOCOUPLINGS FOR FLUIDS / SERIES RPT

Size		Ød	Ød1	L	HEX
3	RPT 03 MFB 18	BSP 1/8	7.7	32.5	13
	RPT 03 MNB 18	NPT 1/8	7.7	32.5	13
6	RPT 06 MFB 14	BSP 1/4	11.7	44	17
	RPT 06 MNB 14	NPT 1/4	11.7	44	17
8	RPT 08 MFB 14	BSP 1/4	14.3	53	17
	RPT 08 MNB 14	NPT 1/4	14.3	53	17
	RPT 08 MFB 38	BSP 3/8	14.3	53	17
	RPT 08 MNB 38	NPT 3/8	14.3	53	17
10	RPT 18 MFB 38	BSP 3/8	17.5	64	25
	RPT 18 MNB 38	NPT 3/8	17.5	64	25
12	RPT 12 MFB 12	BSP 1/2	20.5	68	30
	RPT 12 MNB 12	NPT 1/2	20.5	68	30
16	RPT 16 MFB 34	BSP 3/4	27	73	35
	RPT 16 MNB 34	NPT 3/4	27	75	35
20	RPT 20 MFB 10	BSP 1	34	98	41
	RPT 20 MNB 10	NPT 1	34	99	41
25	RPT 25 MFB 10	BSP 1	41.5	97	50
	RPT 25 MNB 10	NPT 1	41.5	98	50
	RPT 25 MFB 114	BSP 1-1/4	41.5	97	50
	RPT 25 MNB 114	NPT 1-1/4	41.5	98	50
32	RPT 32 MFB 114	BSP 1-1/4	53	102	50
	RPT 32 MNB 114	NPT 1-1/4	53	102	50
	RPT 32 MFB 112	BSP 1-1/2	53	104	60
	RPT 32 MNB 112	NPT 1-1/2	53	104	60
38	RPT 38 MFB 112	BSP 1-1/2	66	112	60
	RPT 38 MNB 112	NPT 1-1/2	66	112	60
	RPT 38 MFB 20	BSP 2	66	116	75
	RPT 38 MNB 20	NPT 2	66	116	75
50	RPT 50 MFB 20	BSP 2	82.5	144	75
	RPT 50 MNB 20	NPT 2	82.5	144	75
	RPT 50 MFB 212	BSP 2-1/2	82.5	147	90
	RPT 50 MNB 212	NPT 2-1/2	82.5	147	90

Female thread plug
Nippel mit Innengewinde

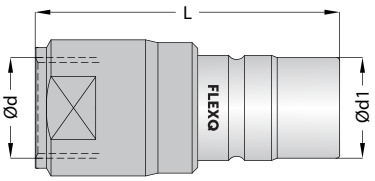

Male thread plug with O-Ring /
Nippel mit Aussengewinde und O-Ring

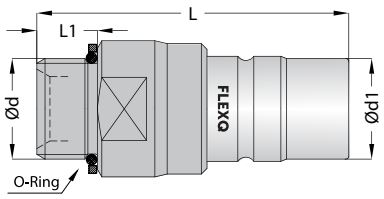

Size		Ød	Ød1	L	L1	HEX
3	RPT 03 MOB 18	BSP 1/8	7.7	32	7	13
6	RPT 06 MOB 14	BSP 1/4	11.7	45	10	17
8	RPT 08 MOB 14	BSP 1/4	14.3	52	10	22
	RPT 08 MOB 38	BSP 3/8	14.3	53	11	22
10	RPT 10 MOB 38	BSP 3/8	17.5	61	11	25
	RPT 10 MOB 12	BSP 1/2	17.5	62	12	25
12	RPT 12 MOB 38	BSP 3/8	20.5	66	11	30
	RPT 12 MOB 12	BSP 1/2	20.5	67	12	30
16	RPT 16 MOB 12	BSP 1/2	27	69	12	35
	RPT 16 MOB 34	BSP 3/4	27	73	16	35
20	RPT 20 MOB 34	BSP 3/4	34	92	16	41
	RPT 20 MOB 10	BSP 1	34	95	19	41
25	RPT 25 MOB 10	BSP 1	41.5	102	19	50
	RPT 25 MOB 114	BSP 1-1/4	41.5	102	19	50
32	RPT 32 MOB 114	BSP 1 1/4	53	110	19	55
	RPT 32 MOB 112	BSP 1-1/2	53	113	22	60
38	RPT 38 MOB 112	BSP 1 1/2	66	122	22	60
	RPT 38 MOB 20	BSP 2	66	128	23	70
50	RPT 50 MOB 20	BSP 2	82.5	151	23	75
	RPT 50 MOB 212	BSP 2-1/2	82.5	153	25	90



MONOCOUPLINGS FOR FLUIDS / SERIES RPT

Size		Ød	Ød1	L	L1
3	RPT 03 MHB 03	3 mm	7.7	43	18
	RPT 03 MHB 06	6 mm	7.7	48	23
6	RPT 06 MHB 06	6 mm	11.7	58	23
	RPT 06 MHB 08	8 mm	11.7	58	23
8	RPT 08 MHB 08	8 mm	14.3	64	23
	RPT 08 MHB 10	10 mm	14.3	64	23
10	RPT 10 MHB 10	10 mm	17.5	75	23
	RPT 10 MHB 12	12 mm	17.5	80	28
12	RPT 12 MHB 12	12 mm	20.5	81	28
	RPT 12 MHB 16	16 mm	20.5	81	28
16	RPT 16 MHB 16	16 mm	27	84	28
	RPT 16 MHB 19	19 mm	27	89	33

Standard hose tail plug
Nippel mit Standard Schlauchtülle

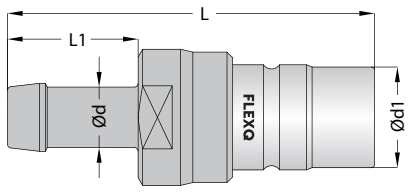

Size		Ød	Ød1	L	L1
6	RPT 06 MPB 06	6 mm	11.7	59	24
8	RPT 08 MPB 10	10 mm	14.3	65	28
10	RPT 10 MPB 10	10 mm	17.5	75	23
	RPT 10 MPB 13	13 mm	17.5	80	28
12	RPT 12 MPB 13	13 mm	20.5	81	28
	RPT 12 MPB 16	16 mm	20.5	81	28
16	RPT 16 MPB 16	16 mm	27	85	28
	RPT 16 MPB 19	19 mm	27	95	38

Clampless hose tail plug
Nippel mit Schnellsteck Schlauchtülle

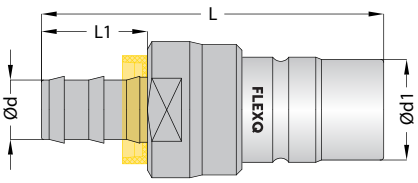

HYDRAULICS

FLEXQ
CONNECTORS

SPF
High Flow Flat-Face

LINKING PRECISION WITH PERFORMANCE

SPF, leak-free hydraulic couplings with residual pressure relief valve for demanding hydraulic applications

SPF, leckagefreie Hydraulikkupplungen mit Restdruckentlastungsventil für anspruchsvolle Hydraulik-Anwendungen

Characteristics / Eigenschaften

- Non spill - flat face
- Optimized flow characteristics
- One-hand connection
- Low pressure drop

- Leckagefrei, flachdichtend
- Optimierter Durchfluss
- Einhandbedienung
- Geringer Druckabfall

Safe and quick locking / Schnelle und sichere Verriegelung

Depending on the size, the balls provide a reliable locking.
The locking sleeve is ergonomically designed - thanks to this properties SPF series become a comfortable and safe
quick connecting and disconnecting coupling system.

Je nach Größe sorgen die Kugeln für eine zuverlässige Verriegelung. Die Verriegelungshülse ist ergonomisch gestaltet. Dank dieser Eigenschaften wird die SPF-Serie zu einem komfortablen Schnellkupplungssystem und garantiert sicheres Ein- und Auskuppeln.

Pressure relief valve / Druckentlastungsventil

Reducing of the residual pressure by a integrated pressure relief valve in the socket or plug.

Der Abbau des Restdrucks erfolgt über ein integriertes Druckentlastungsventil in der Kupplung oder im Nippel.

SPF
HIGH FLOW FLAT-FACE

SERIES SPF

HYDRAULIC

-- PROFILE SPF --

OPTIONS / OPTIONEN

- Color coding / Farbkodierung R / B
- pressure relief valve / Druckentlastungsventil P

- Testing units / Prüfstände
- Injection moulding / Kunststoffindustrie
- Cores / Kernzüge

Materials	
Body Socket	Stainless steel
Body Plug	Hardened stainless steel
Sleeve	Hardened steel
Valve	Stainless steel
Spring	Stainless steel
Balls	Stainless steel
Seals	Nirtile (N)

Materialien	
Kupplungskörper	Edelstahl
Stecker	Edelstahl gehärtet
Hülse	Gehärteter Stahl
Ventil	Edelstahl
Feder	Edelstahl
Kugeln	Edelstahl
Dichtungen	Nitril (N)

VALVES

max.

Temperature range / Temperaturbereich

Nitril (NBR)	N	- 15 °C +100 °C
Fluor Carbon (FPM)	V	- 20 °C +200 °C

	SPF 07	SPF 08	SPF 11	SPF 12
mm Flow Size Nennweiten mm	7	8	11	12
max. Pressure Druck bar	450	450	350	350

Please note the operating instructions for hydraulic couplings / Bitte Gebrauchsanweisung für Hydraulikkupplungen beachten !!

FLEXQ Serie SPF - Flow Rate vs Pressure Drop Graph / Durchflussrate vs Druckabfall

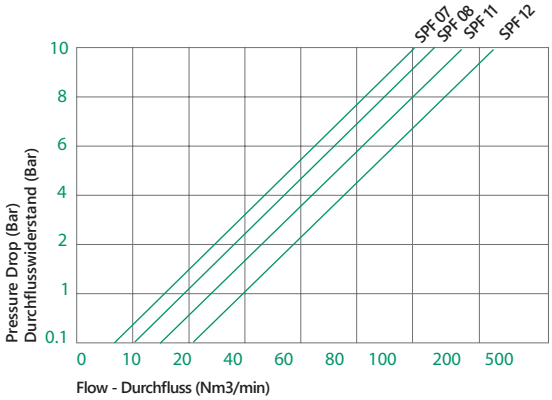

MONOCOUPLINGS FOR FLUIDS / SERIES SPF

Size		Ød	Ød1	L1	HEX
7	SPF 07 FFB 38	BSP 3/8	31.5	58	25
8	SPF 08 FFB 12	BSP 1/2	39	59.5	30
11	SPF 11 FFB 12	BSP 1/2	39	72	30
12	SPF 12 FFB 34	BSP 3/4	50	72	41

Female thread socket / Kupplung mit Innengewinde

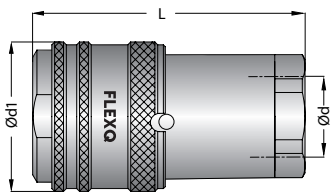

Size		Ød	Ød1	L1	HEX
7	SPF 07 MFB 38	BSP 3/8	18	50.3	22
8	SPF 08 MFB 12	BSP 1/2	22.8	63	30
11	SPF 11 MFB 12	BSP 1/2	22.8	63	30
12	SPF 12 MFB 34	BSP 3/4	30.8	74	36

Female thread plug / Nippel mit Innengewinde

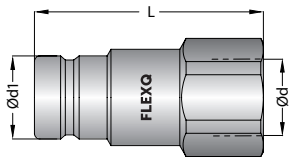

HYDRAULICS

FLEXQ
CONNECTORS

SXF
High Flow Flat-Face

LINKING PRECISION WITH PERFORMANCE

SXF, leak-free hydraulic couplings with residual pressure relief valve for demanding hydraulic applications

SXF, leckagefreie Hydraulikkupplungen mit Restdruckentlastungsventil für anspruchsvolle Hydraulik-Anwendungen

- Non spill - flat face
- Optimized flow characteristics
- One-hand connection
- Low pressure drop

- Leckagefrei, flachdichtend
- Optimierter Durchfluss
- Einhandbedienung
- Geringer Druckabfall

Safe and quick locking / Schnelle und sichere Verriegelung

Depending on the size, the balls provide a reliable locking.
The locking sleeve is ergonomically designed - thanks to this properties SPF series become a comfortable and safe
quick connecting and disconnecting coupling system.

Je nach Größe sorgen die Kugeln für eine zuverlässige Verriegelung. Die Verriegelungshülse ist ergonomisch gestaltet. Dank dieser Eigenschaften wird die SPF-Serie zu einem komfortablen Schnellkupplungssystem und garantiert sicheres Ein- und Auskuppeln.

Pressure relief valve / Druckentlastungsventil

Reducing of the residual pressure by a integrated pressure relief valve in the socket or plug.

Der Abbau des Restdrucks erfolgt über integriertes Druckentlastungsventil in der Kupplung oder im Nippel.

SXF COOLING STANDARD

FLEXQ Series SXF

-- PROFILE INTERNATIONAL --

Options / Optionen

- Color coding / Farbkodierung — R / B
- pressure relief valve / Druckentlastungsventil — P

Using areas / Einsatzbereiche

- Testing units / Prüfstände
- Injection moulding / Kunststoffindustrie
- Cores / Kernzüge

Materials / Materialien

Body Socket	Stainless steel	Kupplungskörper	Edelstahl
Body Plug	Stainless steel	Stecker	Edelstahl
Sleeve	Stainless steel	Hülse	Edelstahl
Valve	Stainless steel	Ventil	Edelstahl
Locking Ring	Stainless steel	Sprengring	Edelstahl
Spring	Stainless steel	Feder	Edelstahl
Balls	Stainless steel	Kugeln	Edelstahl
Seals	Viton (V)	Dichtungen	Viton (V)

VALVES

Temperature range / Temperaturbereich

max.°C

Nitril (NBR)	N	- 15 °C +100 °C
Fluor Carbon (FPM)	V	-20 °C +200 °C

	SXF 06	SXF 08	SPT12	SPT16
mm — Flow Size Nennweiten	6	8	12	16
max. bar — Pressure Druck	450	450	350	350

Always make sure no medium flows before disconnecting / Stellen Sie immer vor dem Trennen sicher, dass kein Medium fließt

FLEXQ Serie SXF - Flow Rate & Pressure Drop Graph / Durchfluss- und Druckabfalldiagramm

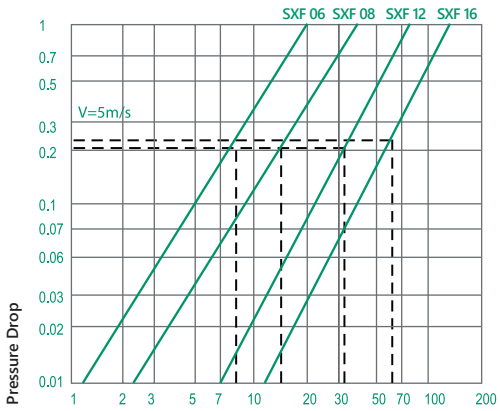

MONOCOUPLINGS FOR FLUIDS / SERIES SPF

Size		Ød	Ød1	L	HEX
6	SXF 06 FFB 38	BSP 3/8	39	77	27
	SXF 06 FNB 38	NPT 3/8	39	75	27
8	SXF 08 FFB 12	BSP 1/2	47	90	32
	SXF 08 FNB 12	NPT 1/2	47	87	32
12	SXF 12 FFB 34	BSP 3/4	59	103	41
	SXF 12 FNB 34	NPT 3/4	59	99	41
16	SXF 16 FFB 34	BSP 3/4	69	117	50
	SXF 16 FNB 34	NPT 3/4	69	114	50

Cylindrical female thread socket / Kupplung mit Innengewinde zylindrisch

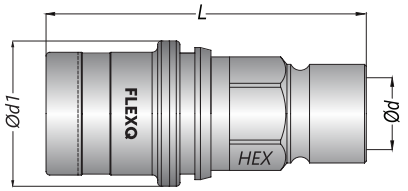

Size		Ød	Ød1	L	L1	HEX
6	SXF 06 FMB 38	BSP 3/8	39	66.5	12	27
8	SXF 08 FMB 12	BSP 1/2	47	75	14	32
12	SXF 12 FMB 34	BSP 3/4	59	90	16	41
16	SXF 16 FMB 34	BSP 3/4	69	105	16	50

Cylindrical male thread socket / Kupplung mit Aussengewinde zylindrisch

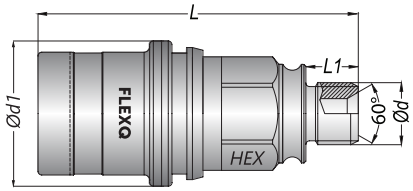

Size		Ød	Ød1	L	L1	HEX
6	SXF 06 FMB 1815-10	M18x1.5	39	65	12	27
8	SXF 08 FMB 2015-12	M20x1.5	47	75	12	32
8	SXF 08 FMB 2415-16	M24x1.5	47	75	14	32
12	SXF 12 FMB 2415-16	M24x1.5	59	89	14	41
12	SXF 12 FMB 3020-20	M30x2.0	59	89	16	41
16	SXF 16 FMB 3020-20	M30x2.0	69	105	16	50
16	SXF 16 FMB 3620-25	M36x2.0	69	105	18	50

Male thread socket / Kupplung mit Aussengewinde

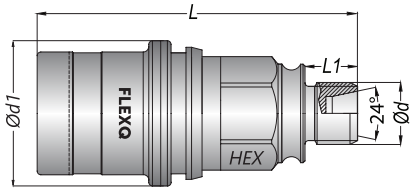

Male threaded Plugs for hyraulic pipes with 24° taper according to ISO 8434-1 (type: S) Nippel mit Aussengewinde mit 24° Dichtkonus (typ:S)

Cylindrical female thread plug / Nippel mit Innengewinde zylindrisch

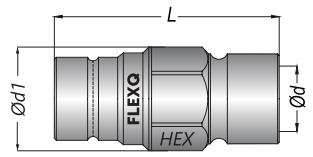

Size		Ød	Ød1	L	HEX
6	SXF 06 MFB 38	BSP 3/8	30.5	62	27
	SXF 06 MNB 38	NPT 3/8	30.5	62	27
8	SXF 08 MFB 12	BSP 1/2	35.5	73	32
	SXF 08 MNB 12	NPT 1/2	35.5	70	32
12	SXF 12 MFB 34	BSP 3/4	46	84	41
	SXF 12 MNB 34	NPT 3/4	46	80	41
16	SXF 16 MFB 34	BSP 3/4	56.5	94	50
	SXF 16 MNB 34	NPT 3/4	56.5	91	50

Cylindrical male thread plug / Nippel mit Aussengewinde zylindrisch

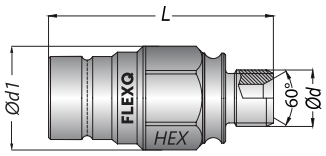

Size		Ød	Ød1	L	L1	HEX
6	SXF 06 MMB 38	BSP 3/8	30.5	50	12	27
8	SXF 08 MMB 12	BSP 1/2	35.5	58	14	32
12	SXF 12 MMB 34	BSP 3/4	46	71	16	41
16	SXF 16 MMB 34	BSP 3/4	56.5	83	16	50

Male thread plug / Nippel mit Aussengewinde

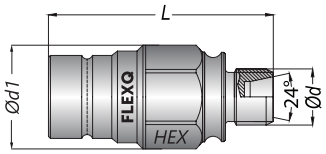

Male threaded Plugs for hyraulic pipes with 24° taper according to ISO 8434-1 (type: S) Nippel mit Aussengewinde mit 24° Dichtkonus (typ:S)

Size		Ød	Ød1	L	L1	HEX
6	SXF 06 MMB 1815-10	M18x1.5	30.5	50	12	27
8	SXF 08 MMB 2015-12	M20x1.5	35.5	58	12	32
8	SXF 08 MMB 2415-16	M24x1.5	35.5	58	14	32
12	SXF 12 MMB 2415-16	M24x1.5	46	70	14	41
12	SXF 12 MMB 3020-20	M30x2.0	46	70	16	41
16	SXF 16 MMB 3020-20	M30x2.0	56.5	83	16	50
16	SXF 16 MMB 3620-25	M36x2.0	56.5	83	18	50

max. bar	Max. Residual pressure for connection under pressure (bar) Max. Restdruck für die Verbindung unter Druck (bar)			
	SXF 06	SXF 08	SXF 12	SXF 16
	150	150	150	150
	60	60	60	60

FLUIDS

FLEXQ CONNECTORS

UPT

French Standard Profile For Cooling

LINKING PRECISION WITH PERFORMANCE

UPT, the french standard quick coupling system for low pressure applications

UPT, das französische Profil für Niederdruckanwendungen

Characteristics / Eigenschaften

- One-hand connection
- High quality materials
- Compact and ergonomic design
- Easy sealing concept
- Extensive range
- Available in 3 diameters
- Color coding

- Einhandbedienung
- Hochwertige Materialien
- Kompaktes und ergonimisches Design
- Einfaches Dichtungskonzept
- Umfangreiches Sortiment
- In 3 Nennweiten erhältlich
- Farbkodierung

Clampless hose system / Schnellsteck-System

- Allows time-saving assembly without using hose clamps
- Space saving
- Reduces the risk of injury from sharp clamps
- Extensive application possibilities

- Ermöglicht zeitsparende Montage ohne Schlauchklemmen
- Platzsparend
- Reduziert die Verletzungsgefahr durch scharfe Klemmen
- Umfangreiche Einsatzmöglichkeiten

Easy sealing concept / Einfaches Dichtungskonzept

The external O-ring on the plug can be replaced quickly and easily.

Der außenliegende O-Ring auf der Steckerseite kann bei Bedarf schnell und unkompliziert ausgetauscht werden.



UPT
FULL FLOW

FLEXQ Series UPT

-- PROFILE FRENCH --

Options / Optionen		Using areas / Einsatzbereiche
• Color coding / Farbkodierung	R / B	• Cooling heating Temperierung
• Stainless Steel / Edelstahl	VA	• Injection moulding Kunststoffindustrie
• Safety locking Sicherheitsverriegelung	S	
• High Temperature Hochtemperaturdichtung	HT	

Materials / Materialien

Body Socket	Brass	Kupplungskörper	Messing
Body Plug	Brass	Stecker	Messing
Sleeve	Brass	Hülse	Messing
Valve	Brass	Ventil	Messing
Locking Ring	Stainless steel	Sprengring	Edelstahl
Spring	Stainless steel	Feder	Edelstahl
Balls	Stainless steel	Kugeln	Edelstahl
Seals	Nitrile (N)	Dichtungen	Nitrile (N)

VALVES

Temperature range / Temperaturbereich

max.°C

Nitril (NBR)	N	- 15 °C +100 °C
Fluor Carbon (FPM)	V	- 20 °C +160 °C (Water / Wasser) -20 °C +200 °C (Heating Oil / Wärmeträgeröl

	UPT 06	UPT 08	UPT 12
mm — Flow Size Nennweiten	6	8	12
max. bar — Pressure Druck	10	10	10

Always make sure no medium flows before disconnecting / Stellen Sie immer vor dem Trennen sicher, dass kein Medium fließt
The use of this series at media temperatures above 100°C is not recommended
Der Einsatz dieser Serie bei Medientemperaturen über 100 °C wird nicht empfohlen.

FLEXQ Serie UPT - Flow Rate & Pressure Drop Graph / Durchfluss- und Druckabfalldiagramm

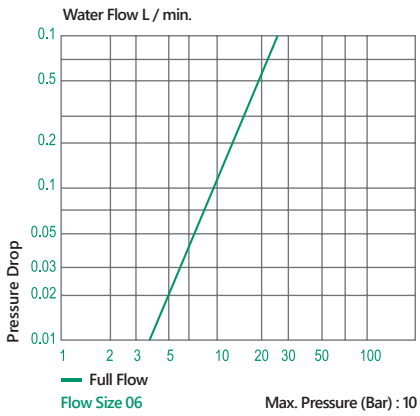

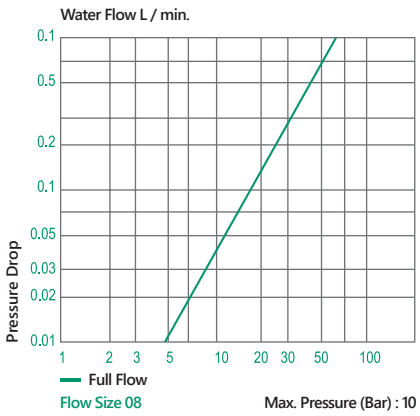

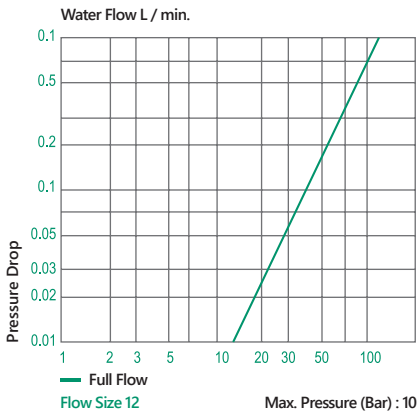

MONOCOUPLINGS FOR FLUIDS / SERIES UPT

Size		Ød	Ød1	L	L1
6	UPT 06 MHF 06	6 mm	17	55	23
	UPT 06 MHF 08	8 mm	17	55	23
8	UPT 08 MHF 06	6 mm	20	57	23
	UPT 08 MHF 08	8 mm	20	62	23
	UPT 08 MHF 10	10 mm	20	62	23
	UPT 08 MHF 12	12 mm	20	66	23
	UPT 08 MHF 13	13 mm	20	62	23
12	UPT 12 MHF 13	13 mm	27.5	77	33
	UPT 12 MHF 16	16 mm	27.5	77	33
	UPT 12 MHF 19	19 mm	27.5	77	33

Standard hose tail plug / Stecker mit Schlauchtülle

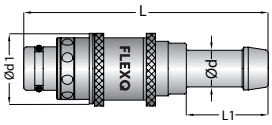

Size		Ød	Ød1	L	L1
8	UPT 08 MHF 06-45	6 mm	20	55	23
	UPT 08 MHF 08-45	8 mm	20	55	23
	UPT 08 MHF 10-45	10 mm	20	55	23
	UPT 08 MHF 12-45	12 mm	20	55	23
	UPT 08 MHF 13-45	13 mm	20	55	23
12	UPT 12 MHF 13-45	13 mm	27.5	65	33
	UPT 12 MHF 16-45	16 mm	27.5	65	33
	UPT 12 MHF 19-45	19 mm	27.5	65	33

Standard hose tail plug 45°
Stecker mit 45° Schlauchtülle

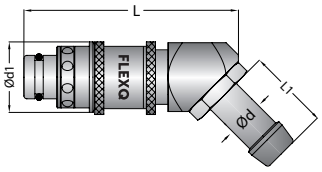

Size		Ød	Ød1	L	L1
8	UPT 08 MHF 06-90	6 mm	20	55	23
	UPT 08 MHF 08-90	8 mm	20	55	23
	UPT 08 MHF 10-90	10 mm	20	55	23
	UPT 08 MHF 12-90	12 mm	20	55	23
	UPT 08 MHF 13-90	13 mm	20	55	23
12	UPT 12 MHF 13-90	13 mm	27.5	65	33
	UPT 12 MHF 16-90	16 mm	27.5	65	33
	UPT 12 MHF 19-90	19 mm	27.5	65	33

Standard hose tail plug 90°
Stecker mit 90° Schlauchtülle

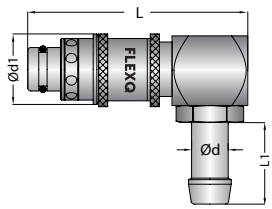

Size		Ød	Ød1	L	HEX
8	UPT 08 MFF 14	BSP 1/4	20	44	17
	UPT 08 MNF 14	NPT 1/4	20	44	17
	UPT 08 MFF 38	BSP 3/8	20	53	19
	UPT 08 MNF 38	NPT 3/8	20	52	19
12	UPT 12 MFF 38	BSP 3/8	27.5	60	22
	UPT 12 MFF 12	BSP 1/2	27.5	60	24
	UPT 12 MNF 12	NPT 1/2	27.5	64	24

Female thread plug / Stecker mit Innengewinde

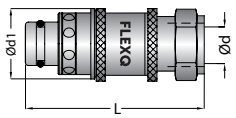

Clampless hose tail plug
Stecker mit Schnellsteck - Schlauchtülle

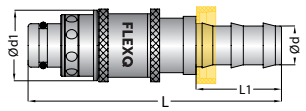

VIEW ONLINE

Size		Ød	Ød1	L	L1
8	UPT 08 MPF 10	10 mm	20	62	24
	UPT 08 MPF 13	13 mm	20	69	28
12	UPT 12 MPF 13	13 mm	27.5	73	28
	UPT 12 MPF 16	16 mm	27.5	82	38

Clampless hose tail plug 45°
Stecker mit Schnellsteck - Schlauchtülle 45°

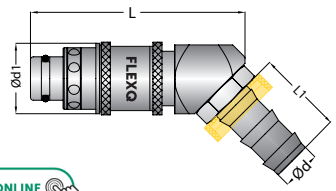

VIEW ONLINE

Size		Ød	Ød1	L	L1
8	UPT 08 MPF 10-45	10 mm	20	55	24
	UPT 08 MPF 13-45	13 mm	20	55	28
12	UPT 12 MPF 13-45	13 mm	27.5	65	28
	UPT 12 MPF 16-45	16 mm	27.5	65	38

Clampless hose tail plug 90°
Stecker mit Schnellsteck - Schlauchtülle 90°

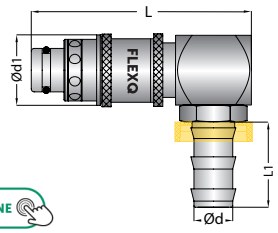

VIEW ONLINE

Size		Ød	Ød1	L	L1
8	UPT 08 MPF 10-90	10 mm	20	55	24
	UPT 08 MPF 13-90	13 mm	20	55	28
12	UPT 12 MPF 13-90	13 mm	27.5	65	28
	UPT 12 MPF 16-90	16 mm	27.5	65	38

Female thread plug 45°
Stecker mit Innengewinde 45°

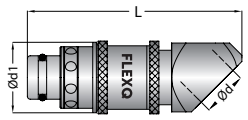

VIEW ONLINE

Size		Ød	Ød1	L
8	UPT 08 MFF 14-45	BSP 1/4	20	55
	UPT 08 MNF 14-45	NPT 1/4	20	66
12	UPT 12 MFF 12-45	BSP 1/2	27.5	66
	UPT 12 MNF 12-45	NPT 1/2	27.5	66

Female thread plug 90°
Stecker mit Innengewinde 90°

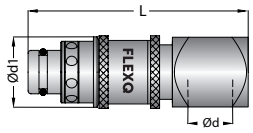

VIEW ONLINE

Size		Ød	Ød1	L
8	UPT 08 MFF 14-90	BSP 1/4	20	55
	UPT 08 MNF 14-90	NPT 1/4	20	55
12	UPT 12 MFF 38-90	BSP 3/8	27.5	66
	UPT 12 MFF 12-90	BSP 1/2	27.5	66
	UPT 12 MNF 12-90	NPT 1/2	27.5	66

MONOCOUPLINGS FOR FLUIDS / SERIES UPT

Size	Without Valve / Ohne Ventil	Ød	Ød1	L	L1
8	UPT 08 MCF 125	11x1.5	20	125	54
	UPT 08 MCF 250	11x1.5	20	250	54
	UPT 08 MCF 500	11x1.5	20	500	54

Includes 2 sockets and pipe / Beinhaltet 2 Kupplungen und das Verbindungsrohr

Minimum distance between plugs =36 mm
Mindestabstand zwischen Steckern = 36 mm

Bridge connector / Umlenkstecker

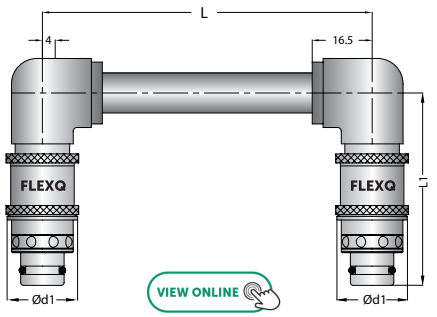

Size	Without Valve / Ohne Ventil	Ød	Ød1	L1	L2
8	UPT 08 MCF	11x1.5	20	54	64

Bridge connector / Umlenkstecker

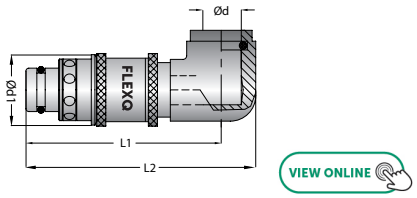

Size	Brass Tube Messing Rohr	Ød	Ød1	Length / Länge
8	CBM 1115x1000	11	8	1000 mm

Pipe / Verbindungsrohr

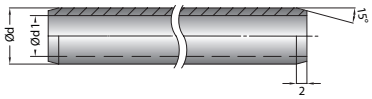

Size		Ød	Ød1	Ød2	L	L1	INNER HEX
6	UPT 06 FRF 18	BSPT 1/8	17	14	28.5	8	6
	UPT 06 FRF 14	BSPT 1/4	17	14	28.5	12	6
	UPT 06 FTF 18	NPT 1/8	17	14	28.5	8	6
	UPT 06 FTF 14	NPT 1/4	17	14	28.5	12	6
	UPT 06 FMF 1010	M10x1.0	17	14	28.5	8	6
8	UPT 08 FRF 18	BSPT 1/8	21	17.5	32	8	6
	UPT 08 FRF 14	BSPT 1/4	21	17.5	33	12	8
	UPT 08 FRF 38	BSPT 3/8	21	-	24	12	8
	UPT 08 FRF 12	BSPT 1/2	21	-	28	16	8
	UPT 08 FTF 18	NPT 1/8	21	17.5	31	8	1/4"
	UPT 08 FTF 14	NPT 1/4	21	17.5	33	11	1/4"
	UPT 08 FTF 38	NPT 3/8	21	-	24	11	3/16"
	UPT 08 FMF 1010	M10x1.0	21	17.5	31	10	6
	UPT 08 FMF 1015	M10x1.5	21	17.5	31	10	6
	UPT 08 FMF 1415	M14x1.5	21	17.5	31	10	8
12	UPT 12 FRF 38	BSPT 3/8	32	25	41	11	10
	UPT 12 FRF 12	BSPT 1/2	32	25	44	14	14
	UPT 12 FRF 34	BSPT 3/4	32	-	32	19	14
	UPT 12 FTF 38	NPT 3/8	32	25	41	11	3/8"
	UPT 12 FTF 12	NPT 1/2	32	25	44	14	9/16"
	UPT 12 FTF 34	NPT 3/4	32	-	32	14	9/16"

Male thread socket / Buchse mit Außengewinde

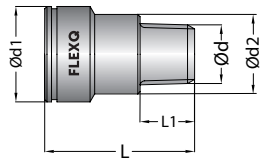

VIEW ONLINE

Male thread socket 45°
Buchse mit Außengewinde 45°

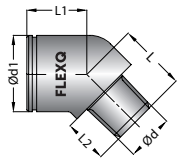

VIEW ONLINE

Size		Ød	Ød1	L	L1	L2	HEX
8	UPT 08 FRF 18-45	BSPT 1/8	21	16.5	18.5	10	19
	UPT 08 FRF 14-45	BSPT 1/4	21	16.5	18.5	12	19
	UPT 08 FRF 38-45	BSPT 3/8	21	16.5	18.5	12	19

Male thread socket 90°
Buchse mit Außengewinde 90°

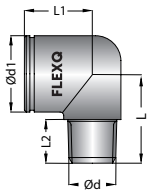

VIEW ONLINE

Size		Ød	Ød1	L	L1	L2	HEX
8	UPT 08 FRF 18-90	BSPT 1/8	21	23	22	10	19
	UPT 08 FRF 14-90	BSPT 1/4	21	25	22	12	19
	UPT 08 FRF 38-90	BSPT 3/8	21	26	22	13	19
	UPT 08 FTF 18-90	NPT 1/8	21	23	22	10	19
	UPT 08 FTF 14-90	NPT 1/4	21	25	22	12	19
	UPT 08 FTF 38-90	NPT 3/8	21	26	22	13	19

Female thread sockets / Buchse mit Innengewinde

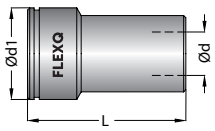

VIEW ONLINE

Size		Ød	Ød1	L	INNER HEX
6	UPT 06 FFF 18	BSP 1/8	17	32	6
	UPT 06 FNF 18	NPT 1/8	17	33	1/4"
8	UPT 08 FFF 18	BSP 1/8	21	35	6
	UPT 08 FFF 14	BSP 1/4	21	39	8
	UPT 08 FNF 18	NPT 1/8	21	35	1/4"
	UPT 08 FNF 14	NPT 1/4	21	39	5/16"
12	UPT 12 FFF 38	BSP 3/8	32	49	12
	UPT 12 FFF 12	BSP 1/2	32	50	12
	UPT 12 FNF 12	NPT 1/2	32	52	1/2"

Male threaded socket with valve /
Buchse mit Auß engewinde und Ventil

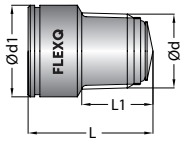

VIEW ONLINE

Size		Ød	Ød1	L	L1
8	UPT 08 FRB 14	BSPT 1/4	21	35	12
	UPT 08 FRB 38	BSPT 3/8	21	28	13
	UPT 08 FTB 38	NPT 3/8	21	26	13

Colour Ring / Farbringe

VIEW ONLINE

Size	Red / Rot	Blue / Blau	Description
6	UPT 06 FCR R	UPT 06 FCR B	Socket Color Ring
8	UPT 08 FCR R	UPT 08 FCR B	Socket Color Ring
12	UPT 12 FCR R	UPT 12 FCR B	Socket Color Ring
6	UPT 06 MCR R	UPT 06 MCR B	Plug Color Ring
8	UPT 08 MCR R	UPT 08 MCR B	Plug Color Ring
12	UPT 12 MCR R	UPT 12 MCR B	Plug Color Ring

MONOCOUPLINGS FOR FLUIDS / SERIES UPT

Size		Ød	Ød1	Ød2	Ød3	Min. L Max.	L1	INNER HEX
6	UPT 06 FEF 18-100	1/8	17	18.5	11	33-100	20	6
8	UPT 08 FEF 18-100	1/8	21	22.5	11	33-100	23	6
	UPT 08 FEF 18-150	1/8	21	22.5	11	100-150	23	6
	UPT 08 FEF 18-200	1/8	21	22.5	11	150-200	23	6
	UPT 08 FEF 18-250	1/8	21	22.5	11	200-250	23	6
	UPT 08 FEF 14-100	1/4	21	22.5	14	34-100	23	6
	UPT 08 FEF 14-150	1/4	21	22.5	14	100-150	23	6
	UPT 08 FEF 14-200	1/4	21	22.5	14	150-200	23	6
	UPT 08 FEF 14-250	1/4	21	22.5	14	200-250	23	6
12	UPT 12 FEF 38-150	3/8	32	33.5	18	59-150	43	14
	UPT 12 FEF 38-200	3/8	32	33.5	18	150-200	43	14
	UPT 12 FEF 38-250	3/8	32	33.5	18	200-250	43	14
	UPT 12 FEF 12-150	1/2	32	33.5	22	59-150	43	14
	UPT 12 FEF 12-200	1/2	32	33.5	22	150-200	43	14
	UPT 12 FEF 12-250	1/2	32	33.5	22	200-250	43	14

Socket extension without thread
Buchse Verlängerung ohne Gewinde

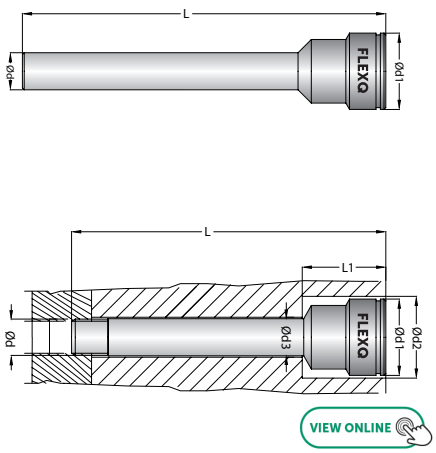

VIEW ONLINE

Size		Ød	Ød1	Ød2	Ød3	Min. L Max.	L1	L2	INNER HEX
8	UPT 08 FMF 18-50	BSP 1/8	21	22.5	11	35-50	26	21	6
	UPT 08 FMF 18-100	BSP 1/8	21	22.5	11	50-100	60	21	6
	UPT 08 FMF 18-150	BSP 1/8	21	22.5	11	100-150	60	21	6
8	UPT 08 FMF 14-50	BSP 1/4	21	22.5	14	39-50	27	21	8
	UPT 08 FMF 14-100	BSP 1/4	21	22.5	14	55-100	60	21	8
	UPT 08 FMF 14-150	BSP 1/4	21	22.5	14	105-150	60	21	8
	UPT 08 FMF 14-200	BSP 1/4	21	22.5	14	155-200	60	21	8

Socket extension with male thread
Buchse Verlängerung mit Außengewinde

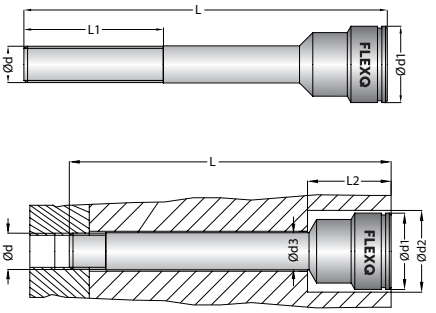

VIEW ONLINE

Size		Ød	Ød1	Ød2	Ød3	Min. L Max.	L1	L2	INNER HEX
	UPT 08 FRF 18-100	BSPT 1/8	21	22.5	11	50-100	9	21	6
	UPT 08 FRF 18-150	BSPT 1/8	21	22.5	11	100-150	9	21	6
	UPT 08 FRF 18-200	BSPT 1/8	21	22.5	11	150-200	9	21	6
	UPT 08 FRF 18-250	BSPT 1/8	21	22.5	11	200-250	9	21	6
8	UPT 08 FRF 14-100	BSPT 1/4	21	22.5	14	50-100	12	21	8
	UPT 08 FRF 14-150	BSPT 1/4	21	22.5	14	100-150	12	21	8
	UPT 08 FRF 14-200	BSPT 1/4	21	22.5	14	150-200	12	21	8
	UPT 08 FRF 14-250	BSPT 1/4	21	22.5	14	200-250	12	21	8

Socket extension with male thread
Buchse Verlangerung mit Außengewinde

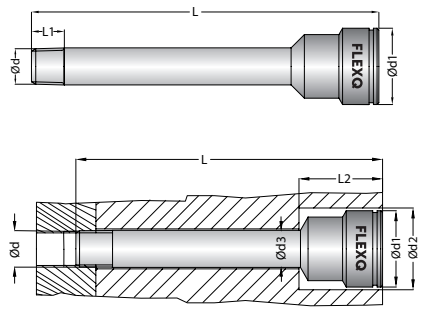

VIEW ONLINE

Assemling dimensions for the socket
Einbaumaß für den versenkten Einbau

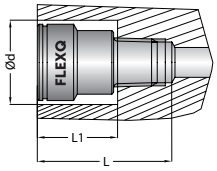

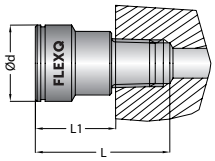

Size		Ød	L	L1	Torque (Nm)	INNER HEX
6	BSP 1/8	18.5	29.5	20	15	6
	BSP 1/4	18.5	30.5	19	30	6
	NPT 1/8	18.5	31.5	20	15	1/4"
	NPT 1/4	18.5	33	19	30	1/4"
8	BSP 1/8	22.5	33	23	15	6
	BSP 1/4	22.5	35	22	30	8
	BSP 3/8	22.5	25	12	30	8
	NPT 1/8	22.5	33	25.5	15	1/4"
	NPT 1/4	22.5	35	24	30	5/16"
	NPT 3/8	22.5	25	14	30	5/16"
12	BSP 3/8	33.5	43	29	50	10
	BSP 1/2	33.5	46	30	50	14
	BSP 3/4	33.5	34	15	50	14
	NPT 3/8	33.5	43	33	50	3/8"
	NPT 1/2	33.5	46	35	50	9/16"
	NPT 3/4	33.5	34	15	50	9/16"

Replacement seal set / Ersatz O-Ring Set

VIEW ONLINE

Size		Description	Material	Working Temp.
6	SK UPT 06 MN	Plug Seal Set	NBR - Nitrile	-15°C +100°C
8	SK UPT 08 MN	Plug Seal Set	NBR - Nitrile	-15°C +100°C
12	SK UPT 12 MN	Plug Seal Set	NBR - Nitrile	-15°C +100°C
8	SK UPT 08 FN	Socket Seal Set	NBR - Nitrile	-15°C +100°C
6	SK UPT 06 MV	Plug Seal Set	FPM - Viton	-20°C +200°C
8	SK UPT 08 MV	Plug Seal Set	FPM - Viton	-20°C +200°C
12	SK UPT 12 MV	Plug Seal Set	FPM - Viton	-20°C +200°C
8	SK UPT 08 FV	Socket Seal Set	FPM - Viton	-20°C +200°C

FLUIDS

FLEXQ
CONNECTORS

WHT
High Temperature

LINKING PRECISION WITH PERFORMANCE

2 flow sizes - 2 Nennweiten

WHT, the proven coupling system for high temperatur application.

WHT das bewährte Kupplungssystem für sehr hohe Temperaturen

Characteristics / Eigenschaften

- High temperature coupling
- Non spilling
- Optimized flow characteristics
- Ergonomic design
- Locking through pawl lock
- Handle PTFE
- Low maintenance

- Hochtemperaturkupplung
- Spritzfrei
- Optimierter Durchfluss
- Ergonimisches Design
- Verriegelung durch Klinken
- Handgriffe (PTFE)
- Wartungsarm

Using at high temperature / Einsatz bei Hochtemperatur

- Double shut-off coupling system – especially suited for heat oil applications up to 352 °C.

- Beidseitig schließendes Kupplungssystem – besonders geeignet für Wärmeträgeröl-Anwendungen bis zu 320 °C.

Safe and quick locking / Schnelle und sichere Verriegelung

The pawl locking mechanism provides a secure connection. The Teflon grips are thermally insulated, ensuring safe and user-friendly operation under high-temperature conditions.

Durch die Klinkenverriegelung wird eine formschlüssige und sichere Verbindung erzielt. Die nicht wärmeleitenden Teflon-Griffe sorgen für eine sichere und anwenderfreundliche Bedienung.

WHT HIGH TEMPERATURE





Series WHT

HIGH TEMPERATURE APPLICATION

Using areas

- Injection moulding
- Foundry industry
- Heat transfer oil applications

Einsatzbereiche

- Kunststoffindustrie
- Giessereiindustrie
- Wärmeträgerölapplikationen

Materials	
Body Socket	Steel oil burnished
Body Plug	Steel oil burnished
Valve	Steel oil burnished
Spring	Stainless steel
Balls	Stainless steel
Seals	Kalrez (FFKM)

Materialien	
Kupplungskörper	Stahl brüniert
Stecker	Stahl brüniert
Ventil	Stahl brüniert
Feder	Edelstahl
Kugeln	Edelstahl
Dichtungen	Kalrez (FFKM)

VALVES

max.

Temperature range / Temperaturbereich		
Kalrez (FFKM)	W	- 15 °C +325 °C

Please note the operating instructions for high temperature applications. Ensure safety environment.
Bitte Gebrauchsanweisung für hochtemperaturanwendungen beachten !! Für Sicherheit sorgen.

	WHT 12	WHT 19
mm — Flow Size Nennweiten mm	12	19
max. — Pressure Druck bar	20	20

FLEXQ Serie WHT - Flow Rate vs Pressure Drop Graph / Durchflussrate vs Druckabfall

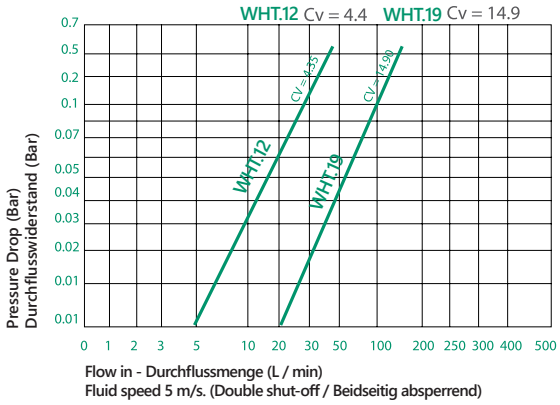

MONOCOUPLINGS FOR FLUIDS / SERIES WHT

Size		Ød	L	L1	L2	HEX
12	WHT 12 FFB 34/W	BSP 3/4	100		65	36
	WHT 12 FFB 34/W/HA	BSP 3/4	100	110		36
19	WHT 19 FFB 34/W	BSP 3/4	110		80	41
	WHT 19 FFB 34/W/HA	BSP 3/4	110	110		41
	WHT 19 FFB 10/W	BSP 1"	110		80	41
	WHT 19 FFB 10/W/HA	BSP 1"	110	110		41

Female thread socket / Kupplung mit Innengewinde

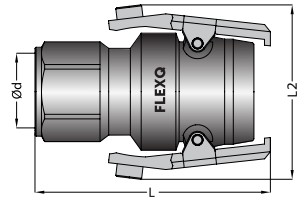

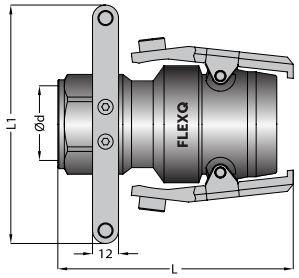

Size		Ød	L	HEX
12	WHT 12 MFB 34/W	BSP 3/4	93	34
19	WHT 19 MFB 34/W	BSP 3/4	95	41
	WHT 19 MFB 10/W	BSP 1"	95	41

Female thread plug / Nippel mit Innengewinde

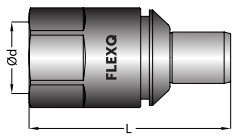

Size	L
12	157
19	163

After Coupled Distance / Im gekuppelten Zustand

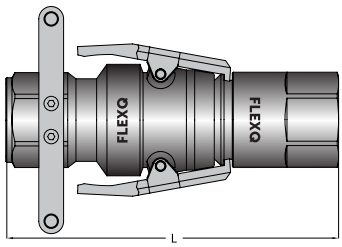

FLEXQ
CONNECTORS

Multicouplings
for fluids,hydraulics and pneumatics



Multicouplings

LINKING PRECISION WITH PERFORMANCE

Examples / Beispiele







SERIES RPC

RPC

Flow Size / Nennweiten
RPC 08 - 08 mm RPC 10 - 10 mm

n Number of Connections / Anschlüsse
RPC 08 - 6 RPC 10 - 6

Pressure / Druck	Temperature range / Temperaturbereich
200 bar	-5°C +200°C FPM (V)

SPECIFICATIONS / EIGENSCHAFTEN

Tool set-up optimization through central locking
Avoidance of mistakes through fixed hoses on the plates
Many connection options

Rüstzeitoptimierung durch zetrale Verriegelung
Fehlervermeidung durch feste Anordnung der Schläuche auf den Platten
Viele Anschlussmöglichkeiten

OPTIONS / OPTIONEN

Color coding on the plates
Screw option

Farbkodierung der Platten
Spindel Variante

USING AREAS / EINSATZBEREICHE

Injection moulding
Die casting
Test benches

Kunststoffspritzguss
Alu Druckguss
Prüfstände


Lever / Hebel
Pluginsert / Nippeleinsatz
Locking unit / Verriegelungsblock
Plate mobile side / Trägerplatte Versorgerseite
FLEXQ
FLEXQ
Socketinsert / Kupplungseinsatz
Plate Fixed part / Trägerplatte Abnehmerseite

Multicoupling Series RPC - Multikupplung Serie RPC

8mm

Dimensions - Abmessungen

Mobile part - Maschinenseite

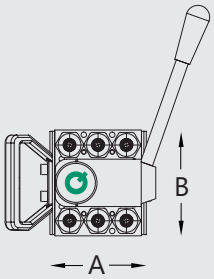

Flow Size / Nennweite 8mm

Fixed part - Werkzeugseite

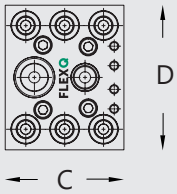

Mobile part	Fixed part	A	B	C	D	n	DN
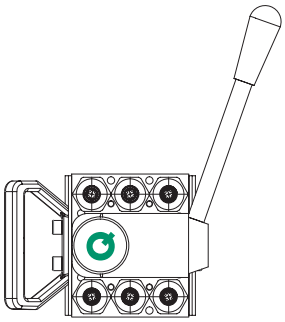		110	134	110	134	6	8

Multicoupling Series RPC - Multikupplung Serie RPC

Mobile part Item Codes - Maschinenseite Artikelnummer

8mm



MP RPC 08 - C - X

- **MP** Mobile part / Maschinenseite
- **RPC** RPC profile / RPC Profil
- **08** Flow size / Nennweite
- **C** Connections / Anschlüsse
  - **6** 3 Circuits / 3 Kreisläufe
- **X** Pluginsert / Nippeleinsatz

	Plug with valve / Nippeleinsatz mit Ventil	
	MFB 38	Female thread BSP 3/8" / Innengewinde BSP 3/8"
	MFB 12	Female thread BSP 1/2" / Innengewinde BSP 1/2"
	MNB 38	Female thread NPT 3/8" / Innengewinde NPT 3/8"
	MNB 12	Female thread NPT 1/2" / Innengewinde NPT 1/2"

Multicoupling Series RPC - Multikupplung Serie RPC

Fixed part Item Codes - Werkzeugseite Artikelnummer

FP RPC 08 C X

Socketinsert / Kupplungseinsatz	X
Connections / Anschlüsse	C
6	3 Circuits / 3 Kreisläufe
Flow size / Nennweite	08
RPC profile / RPC Profil	RPC
Fixed part / Werkzeugseite	FP

Socket with valve / Kupplungseinsatz mit Ventil	
FFB 38	Female thread BSP 3/8" / Innengewinde BSP 3/8"
FFB 12	Female thread BSP 1/2" / Innengewnde BSP 1/2"
FNB 38	Female thread NPT 3/8" / Innengewinde NPT 3/8"
FNB 12	Female thread NPT 1/2" / Innegewinde NPT 1/2"

Multicoupling Series RPC - Multikupplung Serie RPC

Mobile part Item Equipment - Maschinenseite Bestückung

8mm

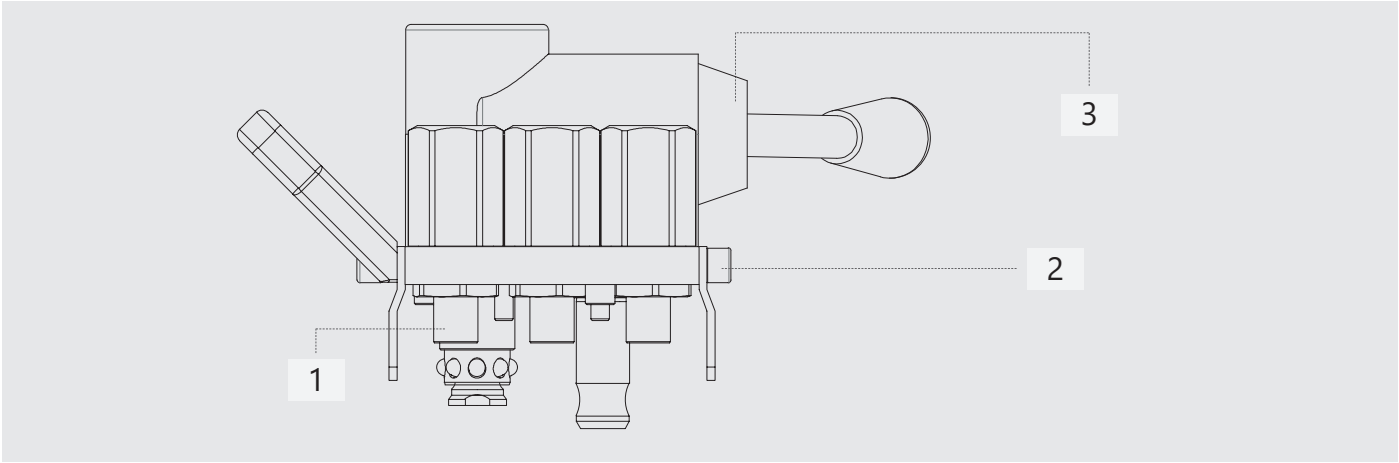

Assemblies Baugruppen

	Description / Beschreibung
MP RPC.08-06 MFB 38	Female thread BSP 3/8" Innengewinde BSP 3/8"
MP RPC.08-06 MFB 12	Female thread BSP 1/2" Innengewinde BSP 1/2"
MP RPC.08-06 MNB 38	Female thread NPT 3/8" Innengewinde NPT 3/8"
MP RPC.08-06 MNB 12	Female thread NPT 1/2" Innengewinde NPT 1/2"

Connections Anschlüsse	Scheme Schema
6	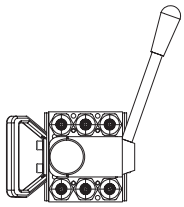

Spare parts / Einzelteile

N		Description / Beschreibung
1	M RPC.08 MFB 38	Plug with female thread BSP 3/8" Nippel mit Innengewinde BSP 3/8"
	M RPC.08 MFB 12	Plug with female thread BSP 1/2" Nippel mit Innengewinde BSP 1/2"
	M RPC.08 MNB 38	Plug with female thread NPT 3/8" Nippel mit Innengewinde NPT 3/8"
	M RPC.08 MNB 12	Plug with female thread NPT 1/2" Nippel mit Innengewinde NPT 1/2"

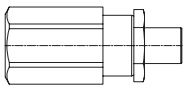

		Description / Beschreibung
2	MP RPC.08-06	Mobile part only with locking unit for 6 connections Maschinenseite für 6 Anschlüse mit Verriegelungseinheit
3	L-UNIT BG7	Locking unit size 7 Verriegelungseinheit Baugröße 7

Parking plate for Mobile part
Parkplatte für Maschinenseite

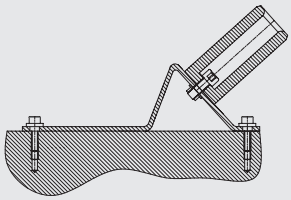

FP RPC.08-06 PP

Spindle for the screwed version
Spindel für die Schraubversion

RPC.08-06 LP

Multicoupling Series RPC - Multikupplung

Fixed part Item Equipment - Werkzeugseite Bestückung

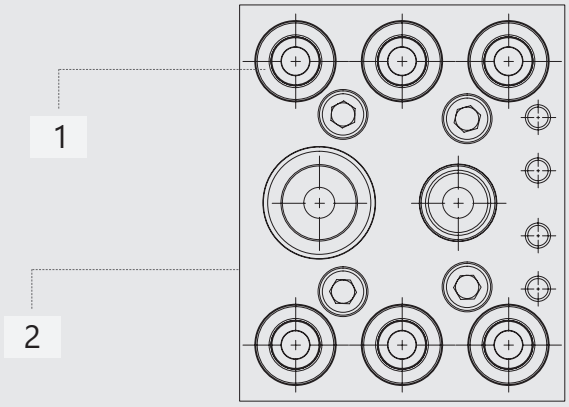

Assemblies / Baugruppen

	Description / Beschreibung
FP RPC.08-06 FFB 38	Female thread BSP 3/8" Innengewinde BSP 3/8"
FP RPC.08-06 FFB 12	Female thread BSP 1/2" Innengewinde BSP 1/2"
FP RPC.08-06 FNB 38	Female thread NPT 3/8" Innengewinde NPT 3/8"
FP RPC.08-06 FNB 12	Female thread NPT 1/2" Innengewinde NPT 1/2"

Connections Anschlüsse	Scheme Schema
6	

Spare parts / Einzelteile

N		Description / Beschreibung	
1	M RPC.08. FAB 00	Socket for assembly Einbaukupplung	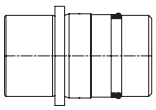

		Description / Beschreibung
2	FP RPC.08-06 F38	Fixed part for 6 connections without sockets (female BSP 3/8" Werkzeugseite für 6 Anschlüsse ohne Kupplungen (Innengewinde BSP 3/8")
	FP RPC.08-06 F12	Fixed part for 6 connections without sockets (female BSP 1/2" Werkzeugseite für 6 Anschlüsse ohne Kupplungen (Innengewinde BSP 1/2")
	FP RPC.08-06 N38	Fixed part for 6 connections without sockets (female NPT 3/8" Werkzeugseite für 6 Anschlüsse ohne Kupplungen (Innengewinde NPT 3/8")
	FP RPC.08-06 N12	Fixed part for 6 connections without sockets (female NPT 1/2" Werkzeugseite für 6 Anschlüsse ohne Kupplungen (Innengewinde NPT 1/2")

Bush for the screwedversion
Buchse für die Schraubversion

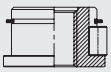

RPC.08-06 LN

Multicoupling Series RPC - Multikupplung Serie RPC
Dimensions - Abmessungen

HighFlow
10mm

Mobile part - Maschinenseite

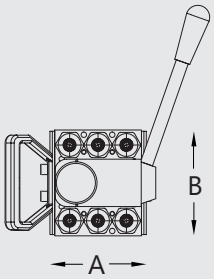

Flow Size / Nennweite 8mm

Fixed part - Werkzeugseite

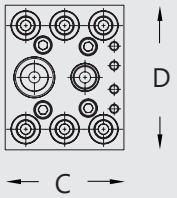

Mobile part	Fixed part	A	B	C	D	n	DN
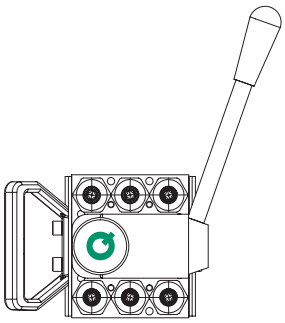		110	134	110	134	6	8

Multicoupling Series RPC - Multikupplung Serie RPC

Mobile part Item Codes - Maschinenseite Artikelnummer

HighFlow
10mm

MP RPC 10 - C - X

- **MP** Mobile part / Maschinenseite
- **RPC** RPC profile / RPC Profil
- **10** Flow size / Nennweite
- **C** Connections / Anschlüsse
  - **6** 3 Circuits / 3 Kreisläufe
- **X** Pluginsert / Nippeleinsatz

	Plug with valve / Nippeleinsatz mit Ventil	
	MFB 38	Female thread BSP 3/8" / Innengewinde BSP 3/8"
	MFB 12	Female thread BSP 1/2" / Innengewinde BSP 1/2"
	MNB 38	Female thread NPT 3/8" / Innengewinde NPT 3/8"
	MNB 12	Female thread NPT 1/2" / Innengewinde NPT 1/2"

Multicoupling Series RPC - Multikupplung Serie RPC

Fixed part Item Codes - Werkzeugseite Artikelnummer

FP RPC 10 C X

- X — Socketinsert / Kupplungseinsatz
- C — Connections / Anschlüsse
  - 6 — 3 Circuits / 3 Kreisläufe
- 10 — Flow size / Nennweite
- RPC — RPC profile / RPC Profil
- FP — Fixed part / Werkzeugseite

	Socket with valve / Kupplungseinsatz mit Ventil
FFB 38	Female thread BSP 3/8" / Innengewinde BSP 3/8"
FFB 12	Female thread BSP 1/2" / Innengewinde BSP 1/2"
FNB 38	Female thread NPT 3/8" / Innengewinde NPT 3/8"
FNB 12	Female thread NPT 1/2" / Innengewinde NPT 1/2"

Multicoupling Series RPC - Multikupplung Serie RPC

Mobile part Item Equipment - Maschinenseite Bestückung

HighFlow 10mm

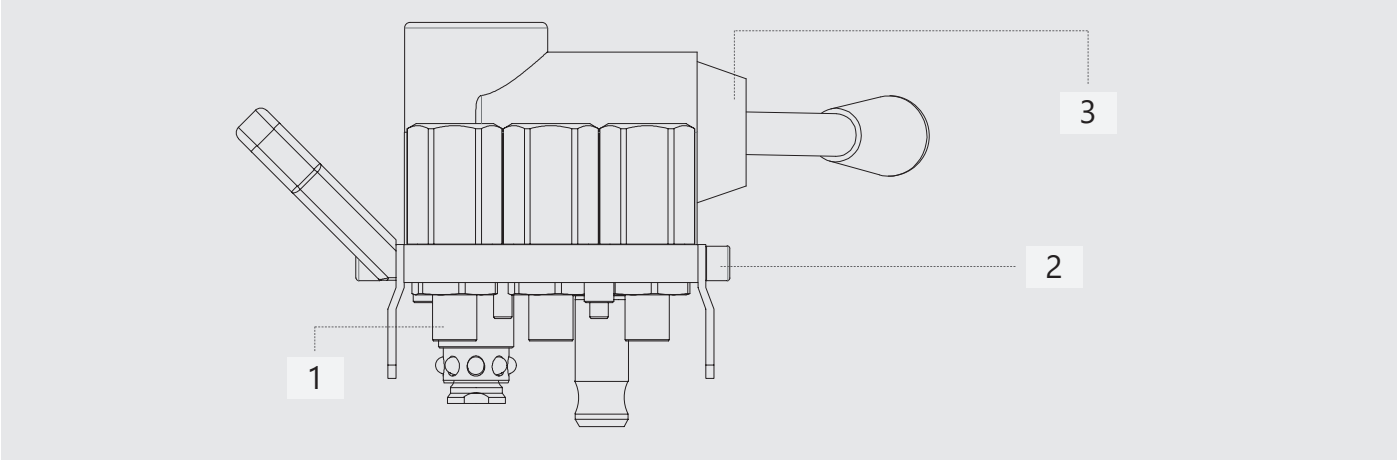

Assemblies / Baugruppen

	Description / Beschreibung
MP RPC.10-06 MFB 38	Female thread BSP 3/8" Innengewinde BSP 3/8"
MP RPC.10-06 MFB 12	Female thread BSP 1/2" Innengewinde BSP 1/2"
MP RPC.10-06 MNB 38	Female thread NPT 3/8" Innengewinde NPT 3/8"
MP RPC.10-06 MNB 12	Female thread NPT 1/2" Innengewinde NPT 1/2"

Connections Anschlüsse	Scheme Schema
6	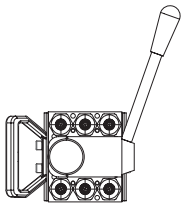

Spare parts / Einzelteile

N		Description / Beschreibung
1	M RPC.10 MFB 38	Plug with female thread BSP 3/8" Nippel mit Innengewinde BSP 3/8"
	M RPC.10 MFB 12	Plug with female thread BSP 1/2" Nippel mit Innengewinde BSP 1/2"
	M RPC.10 MNB 38	Plug with female thread NPT 3/8" Nippel mit Innengewinde NPT 3/8"
	M RPC.10 MNB 12	Plug with female thread NPT 1/2" Nippel mit Innengewinde NPT 1/2"

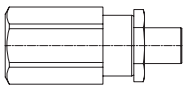

		Description / Beschreibung
2	MP RPC.08-06	Mobile part only with locking unit for 6 connections Maschinenseite für 6 Anschlüsse mit Verriegelungseinheit
3	L-UNIT BG7	Locking unit size 7 Verriegelungseinheit Baugröße 7

Parking plate for Mobile part
Parkplatte für Maschinenseite

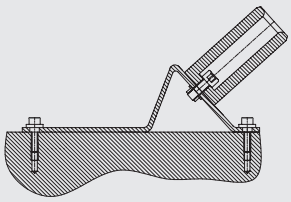

FP RPC.08-06 PP

Spindle for the screwed version
Spindel für die Schraubversion

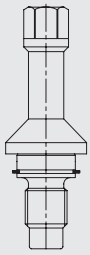

RPC.08-06 LP

Multicoupling Series RPC - Multikupplung

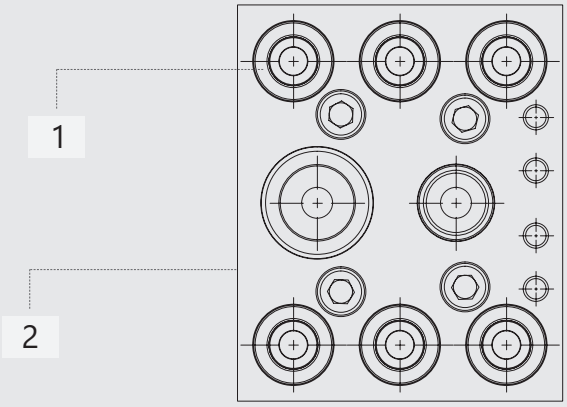

Assemblies Baugruppen

	Description / Beschreibung
FP RPC.10-06 FFB 38	Female thread BSP 3/8" Innengewinde BSP 3/8"
FP RPC.10-06 FFB 12	Female thread BSP 1/2" Innengewinde BSP 1/2"
FP RPC.10-06 FNB 38	Female thread NPT 3/8" Innengewinde NPT 3/8"
FP RPC.10-06 FNB 12	Female thread NPT 1/2" Innengewinde NPT 1/2"

Connections Anschlüsse	Scheme Schema
6	

Spare parts / Einzelteile

N		Description / Beschreibung	
1	M RPC.10. FAB 00	Socket for assembly Einbaukupplung	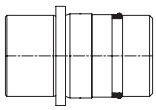

		Description / Beschreibung
2	FP RPC.10-06 F38	Fixed part for 6 connections without sockets (female BSP 3/8" Werkzeugseite für 6 Anschlüsse ohne Kupplungen (Innengewinde BSP 3/8")
	FP RPC.10-06 F12	Fixed part for 6 connections without sockets (female BSP 1/2" Werkzeugseite für 6 Anschlüsse ohne Kupplungen (Innengewinde BSP 1/2")
	FP RPC.10-06 N38	Fixed part for 6 connections without sockets (female NPT 3/8" Werkzeugseite für 6 Anschlüsse ohne Kupplungen (Innengewinde NPT 3/8")
	FP RPC.10-06 N12	Fixed part for 6 connections without sockets (female NPT 1/2" Werkzeugseite für 6 Anschlüsse ohne Kupplungen (Innengewinde NPT 1/2")

Bush for the screwedversion
Buchse für die Schraubversion

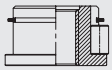

RPC.08-06 LN

SERIES MPC

VALVES

MPC

mm Flow Size / Nennweiten
MPC 03 - 03 mm MPC 05 - 05 mm

n Number of Connections / Anschlüsse
MPC 03 - 12-16 MPC 05 - 12-16

max. Pressure / Druck	max. Temperature range / Temperaturbereich
100 bar	-5°C +160°C FPM (V)

SPECIFICATIONS / EIGENSCHAFTEN

Tool set-up optimization through central locking
Avoidance of mistakes through fixed hoses on the plates
Many connection options

Rüstzeitoptimierung durch zentrale Verriegelung
Fehlervermeidung durch feste Anordnung der Schläuche auf den Platten
Viele Anschlussmöglichkeiten

OPTIONS / OPTIONEN

Color coding on the plates
Safety locking unit

Farbkodierung der Platten
Sicherheitsoption für dier Verriegelungseinheit

USING AREAS / EINSATZBEREICHE

Cascades
Injection moulding
Die casting
Test benches

Kaskadensteuerung
Kunststoffspritzguss
Alu Druckguss
Prüfstände

MULTICOUPLINGS FOR HYDRAULICS / SERIES MPC



Multicoupling Series MPC - Multikupplung Serie MPC

3mm

Dimensions - Abmessungen

Mobile part - Maschinenseite

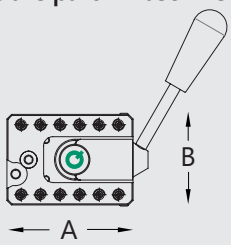

Flow Size / Nennweite 3mm

Fixed part - Werkzeugseite

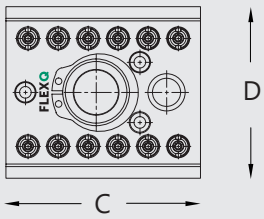

Mobile part	Fixed part	A	B	C	D	n	DN
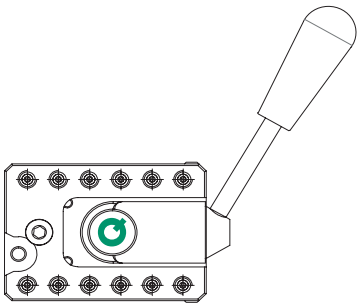	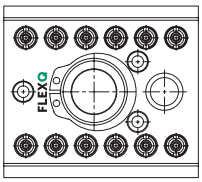	110	79	110	97	6	3
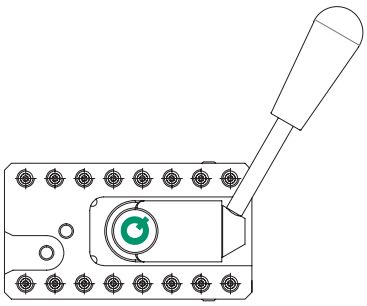	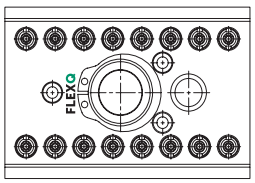	144	79	110	97	8	3

Multicoupling Series MPC - Multikupplung Serie MPC

Mobile part Item Codes - Maschinenseite Artikelnummer

3mm

MP MPC 03 - C - X



MP	Mobile part / Maschinenseite
MPC	MPC profile / MPC Profil
03	Flow size / Nennweite
C	Connections / Anschlüsse
X	Socket insert / Kupplungseinsatz

12	6 Circuits / 6 Kreisläufe
16	8 Circuits / 8 Kreisläufe

Socket with valve / Kupplungseinsatz mit Ventil	
FFB 18	Female thread BSP 1/8" / Innengewinde BSP 1/8"
FNB 18	Female thread NPT 1/8" / Innengewinde NPT 1/8"
FQB 18	Female thread BSPT 1/8" / Innengewinde BSPT 1/8"

Multicoupling Series MPC - Multikupplung Serie MPC

Fixed part Item Codes - Werkzeugseite Artikelnummer



FP MPC 03 C X

Plug insert / Nippeleinsatz	X
Connections / Anschlüsse	C
12	6 Circuits / 6 Kreisläufe
16	8 Circuits / 8 Kreisläufe
Flow size / Nennweite	03
MPC profile / MPC Profil	MPC
Fixed part / Werkzeugseite	FP

	Plug with valve / Nippeleinsatz mit Ventil
	MFB 18 Female thread BSP 1/8" / Innengewînde BSP 1/8"
	MNB 18 Female thread NPT 1/8" / Innengewinde NPT 1/8"
	MQB 18 Female thread BSPT 1/8" / Innegewinde BSPT 1/8"

Multicoupling Series MPC - Multikupplung Serie MPC

Mobile part Item Equipment - Maschinenseite Bestückung

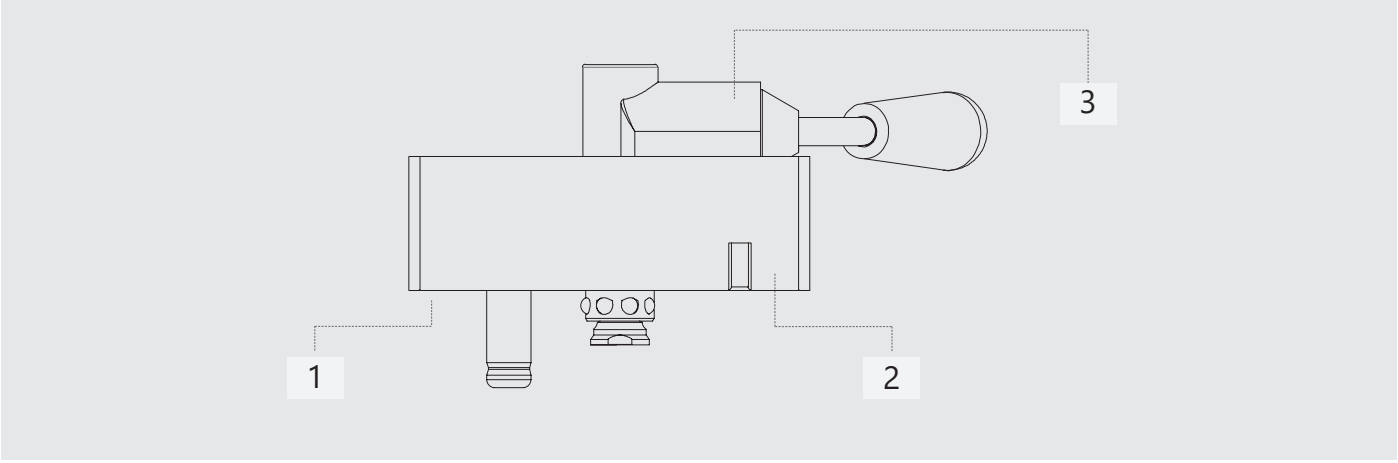

Assemblies Baugruppen

	Description / Beschreibung
MP MPC.03-**X** FFB 18	Female thread BSP 1/8" Innengewinde BSP 1/8"
MP MPC.03-**X** FQB 18	Female thread BSPT 1/8" Innengewinde BSPT 1/8"
MP MPC.03-**X** FNB 18	Female thread NPT 1/8" Innengewinde NPT 1/8"

Connections Anschlüsse	Scheme Schema
12	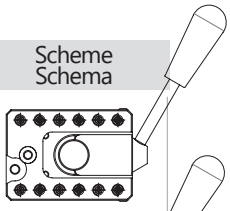
16	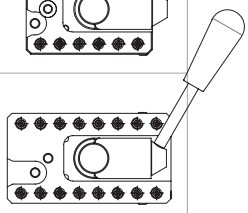

Spare parts / Einzelteile

N		Description / Beschreibung
1	M MPC.03 FAB	Socket for assemby Kupplungseinsatz für den Einbau 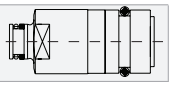
		Description / Beschreibung
2	MP MPC.03-12	Mobile part only with locking unit for 12 connections Maschinenseite nur mit Verriegelungseinheit für 12 Anschlüsse
	MP MPC.03-16	Mobile part only with locking unit for 16 connections Maschinenseite nur mit Verriegelungseinheit für 16 Anschlüsse
3	L-UNIT BG1	Locking unit size 1 for 12 connections Verriegelungseinheit Baugröße 3 für 12 Anschlüsse
	L-UNIT BG1	Locking unit size 1 for 16 connections Verriegelungseinheit Baugröße 4 für 16 Anschlüsse

Parking plate for Mobile part
Parkplatte für Maschinenseite

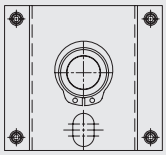

FP MPC.03 PP

Multicoupling Series MPC - Multikupplung

Fixed part Item Equipment - Werkzeugseite Bestückung

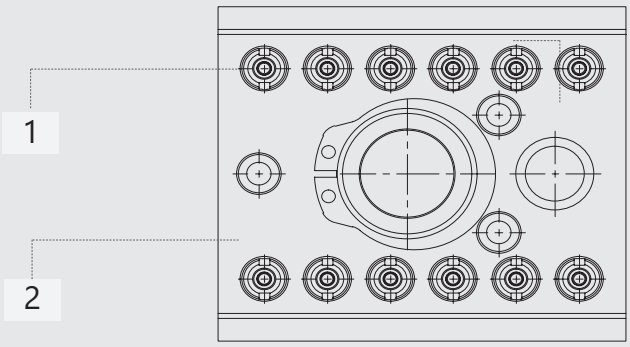

Assemblies Baugruppen

	Description / Beschreibung
FP MPC.03-**X** MFB 18	Female thread BSP 1/8" Innengewinde BSP 1/8"
FP MPC.03-**X** MQB 18	Female thread BSPT 1/8" Innengewinde BSPT 1/8"
FP MPC.03-**X** MNB 18	Female thread NPT 1/8" Innengewinde NPT 1/8"

Connections Anschlüsse	Scheme Schema
12	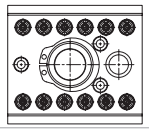
16	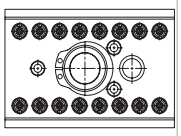

Spare parts Einzelteile

N		Description / Beschreibung
1	MPC.03 MMB 0810	Plug male thread M8x1,0 Nippel mit Aussengewinde M8x1,0 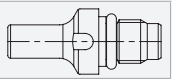
		Description / Beschreibung
2	FP MPC.03-12	Fixed part only with locking bush for 12 connections Werkzegseite nur mit Verriegelungsbuchse für 12 Anschlüsse
	FP MPC.03-16	Fixed part only with locking bush for 16 connections Werkzegseite nur mit Verriegelungsbuchse für 16 Anschlüss

Assembling tool for the plug flow size 3mm
Montagewerkzeug für den Nippel DN 3mm

MPC.03 MAT

Multicoupling Series MPC - Multikupplung Serie MPC

Dimensions - Abmessungen

mm **5mm**

Mobile part - Maschinenseite

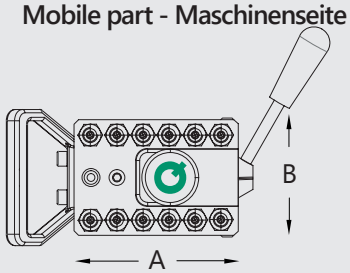

Flow Size / Nennweite 5mm

Fixed part - Werkzeugseite

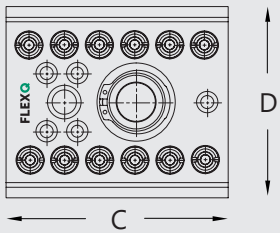

Mobile part	Fixed part	A	B	C	D	n	DN
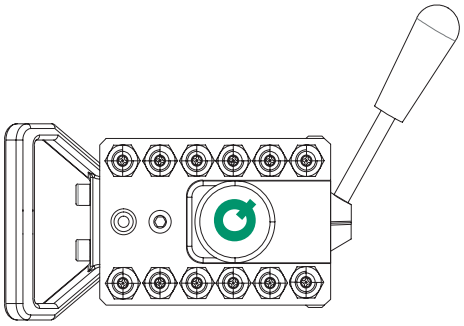	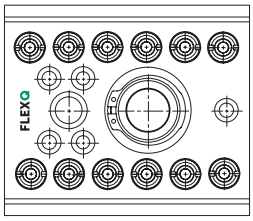	145	102	145	125	6	5
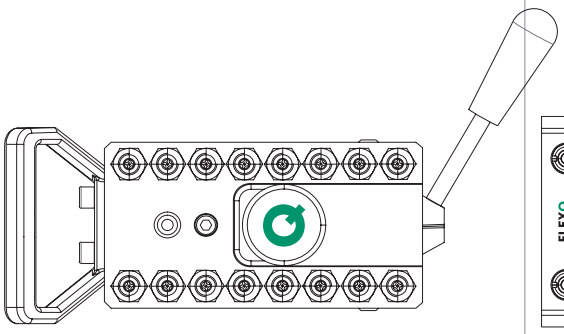		191	102	191	125	8	5
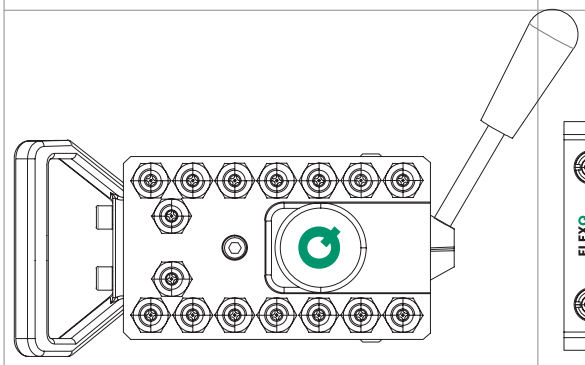	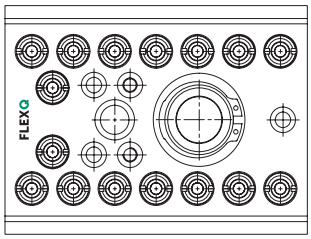	168	102	168	125	8	5

Multicoupling Series MPC - Multikupplung Serie MPC

Mobile part Item Codes - Maschinenseite Artikelnummer

5mm

MP MPC 05 - C - X



MP	Mobile part / Maschinenseite
MPC	MPC profile / MPC Profil
05	Flow size / Nennweite
C	Connections / Anschlüsse
X	Socket / Kupplungseinsatz

12	6 Circuits / 6 Kreisläufe
16	8 Circuits / 8 Kreisläufe

Socket with valve / Kupplungseinsatz mit Ventil	
FFB 14	Female thread BSP 1/4" / Innengewinde BSP 1/4"
FNB 14	Female thread NPT 1/4" / Innengewinde NPT 1/4"
FQB 14	Female thread BSPT 1/4" / Innengewinde BSPT 1/4"

Multicoupling Series MPC - Multikupplung Serie MPC

Fixed part Item Codes - Werkzeugseite Artikelnummer



FP MPC 05 - C - M

Plug / Nippeleinsatz	M
Connections / Anschlüsse	C
Flow size / Nennweite	05
MPC profile / MPC Profil	MPC
Fixed part / Werkzeugseite	FP

12	6 Circuits / 6 Kreisläufe
16	8 Circuits / 8 Kreisläufe

	Plug with valve / Nippeleinsatz mit Ventil
	MFB 14 Female thread BSP 1/4" / Innengewinde BSP 1/4"
	MNB 14 Female thread NPT 1/4" / Innengewinde NPT 1/4"
	MQB 14 Female thread BSPT 1/4" / Innengewinde BSPT 1/4"

Multicoupling Series MPC - Multikupplung Serie MPC

Mobile part Item Equipment - Maschinenseite Bestückung

mm **5mm**

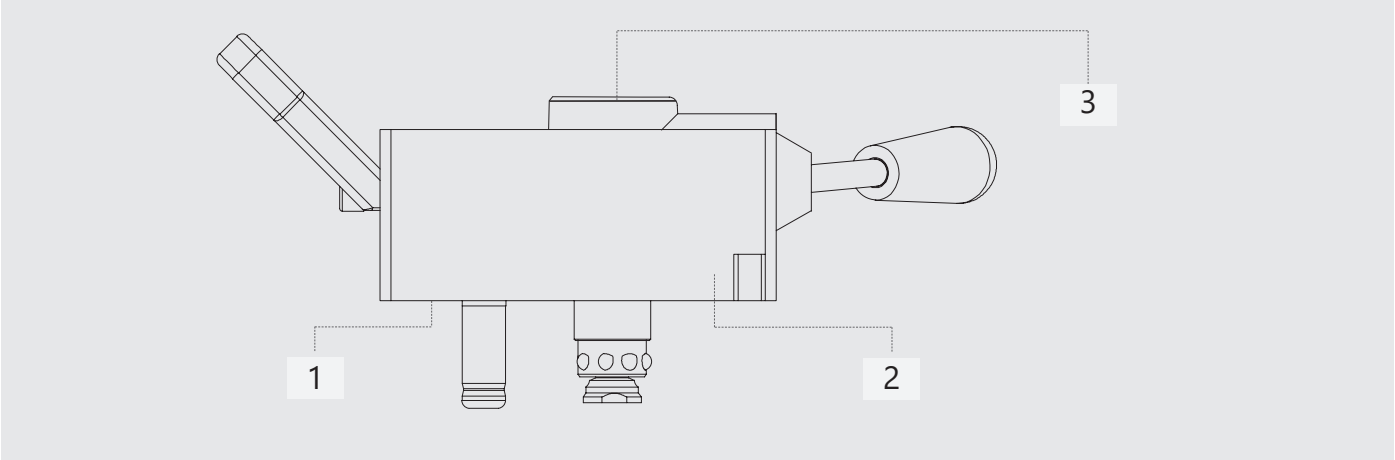

Assemblies / Baugruppen

	Description / Beschreibung
MP MPC.05-**X** FFB 14	Female thread BSP 1/4" Innengewinde BSP 1/4"
MP MPC.05-**X** FQB 14	Female thread BSPT 1/4" Innengewinde BSPT 1/4"
MP MPC.05-**X** FNB 14	Female thread NPT 1/4" Innengewinde NPT 1/4"

Connections Anschlüsse	Scheme Schema
12	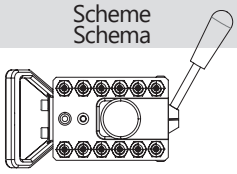
16	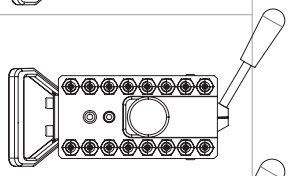
16-01	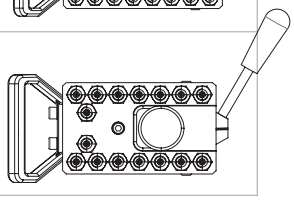

Spare parts / Einzelteile

N		Description / Beschreibung
1	M MPC.05 FAB	Socket for assemby Kupplungseinsatz für den Einbau 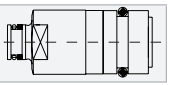

		Description / Beschreibung
2	MP MPC.05-12	Mobile part only with locking unit for 12 connections Maschinenseite nur mit Verriegelungseinheit für 12 Anschlüsse
	MP MPC.05-16	Mobile part only with locking unit for 16 connections Maschinenseite nur mit Verriegelungseinheit für 16 Anschlüsse
	MP MPC.05-16-01	Mobile part only with locking unit for 16 connections Maschinenseite nur mit Verriegelungseinheit für 16 Anschlüsse
3	L-UNIT BG5	Locking unit size 5 for 12 and 16-01 connections Verriegelungseinheit Baugröße 5 für 12 und 16-01 Anschlüsse
	L-UNIT BG6	Locking unit size 6 for 16 connections Verriegelungseinheit Baugröße 6 für 16 Anschlüsse

Parking plate for Mobile part
Parkplatte für Maschinenseite

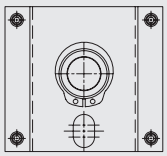

FP MPC.05 PP

Spindle for the screwed version
Spindel für die Schraubversion

MPC.05-12 LP

Multicoupling Series MPC - Multikupplung

Fixed part Item Equipment - Werkzeugseite Bestückung

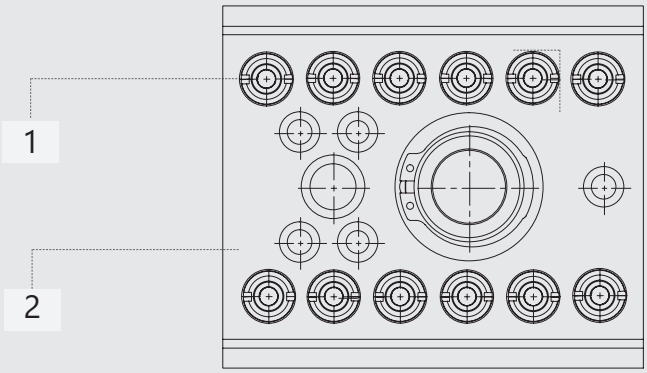

Assemblies Baugruppen

	Description / Beschreibung
FP MPC.05-**X** MFB 14	Female thread BSP 1/4" Innengewinde BSP 1/4"
FP MPC.05-**X** MQB 14	Female thread BSPT 1/4" Innengewinde BSPT 1/4"
FP MPC.05-**X** MNB 14	Female thread NPT 1/4" Innengewinde NPT 1/4"

Connections Anschlüsse	Scheme Schema
12	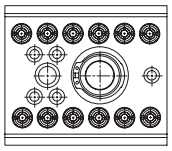
16	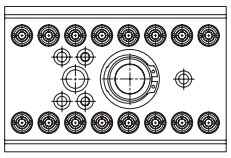
16-01	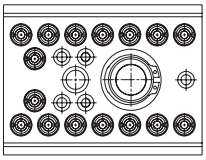

Spare parts Einzelteile

N		Description / Beschreibung
1	MPC.05 MMB 1415	Plug male thread M14x1,5 Nippel mit Aussengewinde M14x1,5 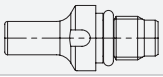

		Description / Beschreibung
2	FP MPC.05-12	Fixed part only with locking bush for 12 connections Werkzegseite nur mit Verriegelungsbuchse für 12 Anschlüsse
	FP MPC.05-16	Fixed part only with locking bush for 16 connections Werkzegseite nur mit Verriegelungsbuchse für 16 Anschlüss
	FP MPC.05-16-01	Fixed part only with locking bush for 16-01 connections Werkzegseite nur mit Verriegelungsbuchse für 16-01 Anschlüsse

Assembling tool for the plug flow size 5mm
Montagewerkzeug für den Nippel DN 5mm

MPC.05 MAT

Bush for the screwedversion
Buchse für die Schraubversion

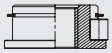

MPC.05-12 LN

PROFILE TYPES

VALVES



IPT	HPT	MPT
Flow Size / Nennweiten		
IPT 06 - 06 mm IPT 09 - 09 mm	HPT 06 - 06 mm HPT 09 - 09 mm	MPT 09 - 09 mm MPT 12 - 12 mm MPT 16 - 16 mm
Number of Connections / Anschlüsse		
IPT 06 - 6-20 IPT 09 - 6-24	HPT 06 - 6-20 HPT 09 - 6-24	MPT 09 - 6-24 MPT 12 - 6-20 MPT 16 - 12

Pressure / Druck	Temperature range / Temperaturbereich
16 bar	-5°C +160°C FPM (V) (Water / Wasser) -5°C +200°C FPM (V) (Heating Oil / Wärmeträgeröl

SPECIFICATIONS / EIGENSCHAFTEN

Tool set-up optimization through central locking
Avoidance of mistakes through fixed position of hoses on the plates
Many connection options
The connectors are compatible with the monocouplings of the respective series (HPT / IPT / MPT)

Rüstzeitoptimierung durch zentrale Verriegelung
Fehlervermeidung durch feste Anordnung der Schläuche auf den Platten
Viele Anschlussmöglichkeiten
Die Anschlüsse sind kompatibel mit den Monokupplungen der jeweiligen Serien (HPT / IPT / MPT)

OPTIONS / OPTIONEN

Color coding of the plates
Stainless Steel option for plates, connectors and locking unit
High temperature option for connectors
Safety locking unit

Farbkodierung der Platten
Edelstahloption für Platten, Anschlüsse und Verriegelungseinheit
Hochtemperaturoption für die Anschlüsse
Sicherheitsoption für die Verriegelungseinheit

USING AREAS / EINSATZBEREICHE

Thermo regulation
Injection moulding
Die casting
Test benches

Temperierung
Kunststoffspritzguss
Alu Druckguss
Prüfstände

MULTICOUPLINGS FOR FLUIDS / SERIES IPT - HPT - MPT



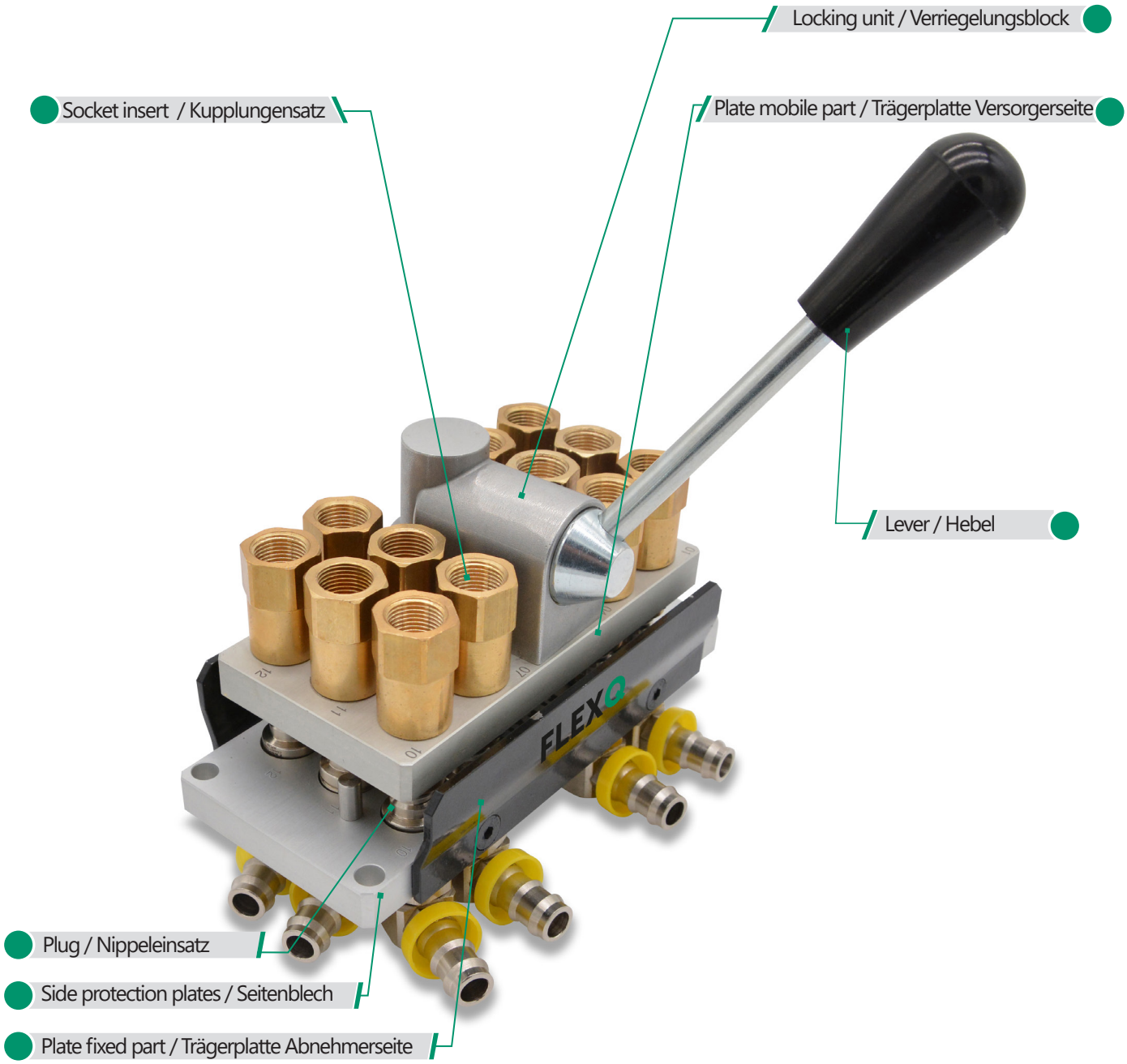

Multicoupling Series MPT - Multikupplung Serie MPT

mm **9mm**

Dimensions - Abmessungen

Mobile part - Maschinenseite

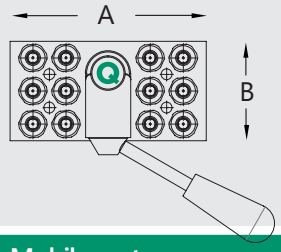

mm **Flow Size / Nennweite 9mm**

Fixed part - Werkzeugseite

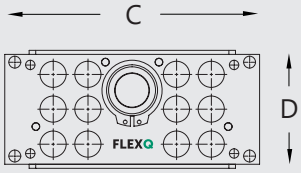

Mobile part	Fixed part	A	B	C	D	n	DN
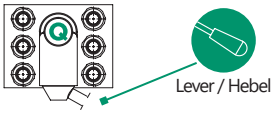		102	78	140	82	6	9
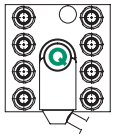	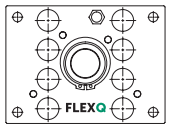	102	104	140	104	8	9
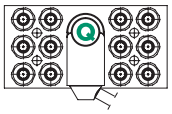		154	78	190	82	12	9
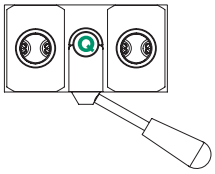	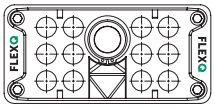	154	78	190	82	12	9
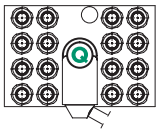		154	103	190	104	16	9
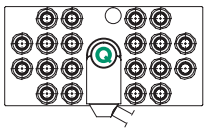	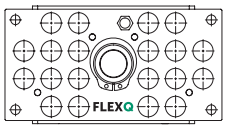	226	103	206	104	20	9
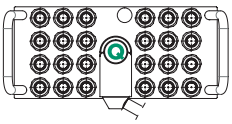		226	103	258	104	24	9

Multicoupling Series MPT - Multikupplung Serie MPT

Mobile part Item Codes - Maschinenseite Artikelnummer

mm 9mm

MP MPT 09 - C - X

MP	Mobile part / Maschinenseite
MPT	MPT profile / MPT Profil
09	Flow size / Nennweite
C	Connections / Anschlüsse

6	3 Circuits / 3 Kreisläufe
8	4 Circuits / 4 Kreisläufe
12	6 Circuits / 6 Kreisläufe
16	8 Circuits / 8 Kreisläufe
20	10 Circuits / 10 Kreisläufe
24	12 Circuits / 12 Kreisläufe

X	Socket insert / Kupplungseinsatz



n

Socket with valve / Kupplungseinsatz mit Ventil	
FHB 10	Standard hose type Ø 10mm / Standardschlauchtülle Ø 10mm
FHB 12	Standard hose type Ø 12mm / Standardschlauchtülle Ø 12mm
FPB 10	Clampless hose type Ø 10mm / Schnellstecktülle Ø 10mm
FPB 13	Clampless hose type Ø 12mm / Schnellstecktülle Ø 12mm
FFB 38	Female thread BSP 3/8" / Innengewinde BSP 3/8"

Socket without valve / Kupplungseinsatz ohne Ventil	
FHF 10	Standard hose type Ø 10mm / Standardschlauchtülle Ø 10mm
FHF 12	Standard hose type Ø 12mm / Standardschlauchtülle Ø 12mm
FPF 10	Clampless hose type Ø 10mm / Schnellstecktülle Ø 10mm
FPF 13	Clampless hose type Ø 12mm / Schnellstecktülle Ø 12mm
FFF 38	Female thread BSP 3/8" / Innengewinde BSP 3/8"

Multicoupling Series MPT - Multikupplung Serie MPT

Fixed part Item Codes - Werkzeugseite Artikelnummer

FP MPT 09 C - X - Y

Elbow / Winkel	Y
Plug insert / Nippeleinsatz	X
Connections / Anschlüsse	C

6	3 Circuits / 3 Kreisläufe
8	4 Circuits / 4 Kreisläufe
12	6 Circuits / 6 Kreisläufe
16	8 Circuits / 8 Kreisläufe
20	10 Circuits / 10 Kreisläufe
24	12 Circuits / 12 Kreisläufe

Flow size / Nennweite	09
MPT profile / MPT Profil	MPT
Fixed part / Werkzeugseite	FP

Plug with valve / Nippeleinsatz mit Ventil

MHB 10 Standard hose type Ø 10mm / Standardschlauchtülle Ø 10mm
MHB 12 Standard hose type Ø 12mm / Standardschlauchtülle Ø 12mm

MPB 10 Clampless hose type Ø 10mm / Schnellstecktülle Ø 10mm
MPB 13 Clampless hose type Ø 12mm / Schnellstecktülle Ø 12mm

MFB 38 Female thread BSP 3/8" / Innengewinde BSP 3/8"

Plug without valve / Nippeleinsatz ohne Ventil

MHF 10 Standard hose type Ø 10mm / Standardschlauchtülle Ø 10mm
MHF 12 Standard hose type Ø 12mm / Standardschlauchtülle Ø 12mm

MPF 10 Clampless hose type Ø 10mm / Schnellstecktülle Ø 10mm
MPF 13 Clampless hose type Ø 12mm / Schnellstecktülle Ø 12mm

MFF 38 Female thread BSP 3/8" / Innengewinde BSP 3/8"

Multicoupling Series MPT - Multikupplung Serie MPT

Mobile part Item Equipment - Maschinenseite Bestückung

mm **9mm**

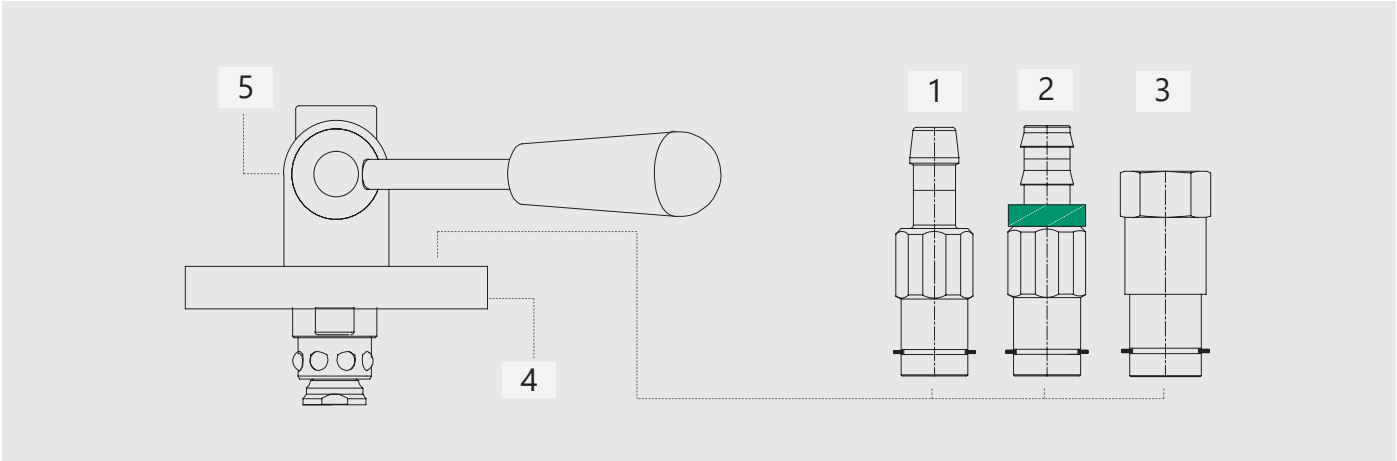

Assemblies Baugruppen

N			Description / Beschreibung
1	MP MPT.09-**X** FHB 10	MP MPT.09-**X** FHF 10	Standard hose tail Ø 10mm Standardschlauchtülle Ø 10mm
	MP MPT.09-**X** FHB 12	MP MPT.09-**X** FHF 12	Standard hose tail Ø 12mm Standardschlauchtülle Ø 12mm
2	MP MPT.09-**X** FPB 10	MP MPT.09-**X** FPF 10	Clampless hose tail Ø 10mm Schnellstecktülle Ø 10mm
	MP MPT.09-**X** FPB 13	MP MPT.09-**X** FPF 13	Clampless hose tail Ø 13mm Schnellstecktülle Ø 13mm
3	MP MPT.09-**X** FFB 38	MP MPT.09-**X** FFF 38	Female thread BSP 3/8" Innengewinde BSP 3/8"
	MP MPT.09-**X** FNB 38	MP MPT.09-**X** FNF 38	Female thread NPT 3/8" Innengewinde NPT 3/8"
	MP MPT.09-**12** 10 C		Collector with female thread BSP 1" Sammler mit Innengewinde BSP 1"
	MP MPT.09-**20** 114 C		Collector with female thread BSP 1 1/4" Sammler mit Innengewinde BSP 1 1/4"

Connections Anschlüsse	Scheme Schema
6	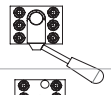
8	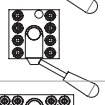
12	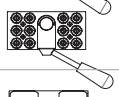
12	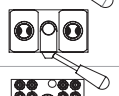
16	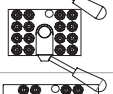
20	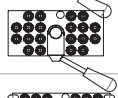
20	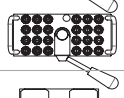
20C	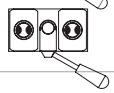

Spare parts / Einzelteile

N			Description / Beschreibung
1	M MPT.09 FHB 10	M MPT.09 FHF 10	Socket with standard hose tail Ø 10mm Kupplung mit Standardschlauchtülle Ø 10mm
	M MPT.09 FHB 12	M MPT.09 FHF 12	Socket with standard hose tail Ø 12mm Kupplung mit Standardschlauchtülle Ø 12mm
2	M MPT.09 FPB 10	M MPT.09 FPF 10	Socket with clampless hose tail Ø 10mm Kupplung mit Schnellstecktülle Ø 10mm
	M MPT.09 FPB 13	M MPT.09 FPF 13	Socket with clampless hose tail Ø 13mm Kupplung mit Schnellstecktülle Ø 13mm
3	M MPT.09 FFB 38	M MPT.09 FFF 38	Socket with female thread BSP 3/8" Kupplung mit Innengewinde BSP 3/8"
	M MPT.09 FNB 38	M MPT.09 FNF 38	Socket with female thread NPT 3/8" Kupplung mit Innengewinde NPT 3/8"

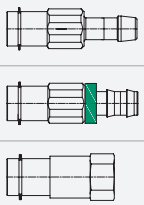

N		Description / Beschreibung
4	MP MPT.09-**X**	Mobile part only with locking unit Maschinenseite nur mit Verrigelungseinheit
5	L-UNIT BG1	Locking unit size 1 Verriegelungseinheit Baugröße 1

Multicoupling Series MPT - Multikupplung Serie MPT

Fixed part Item Equipment - Werkzeugseite Bestückung

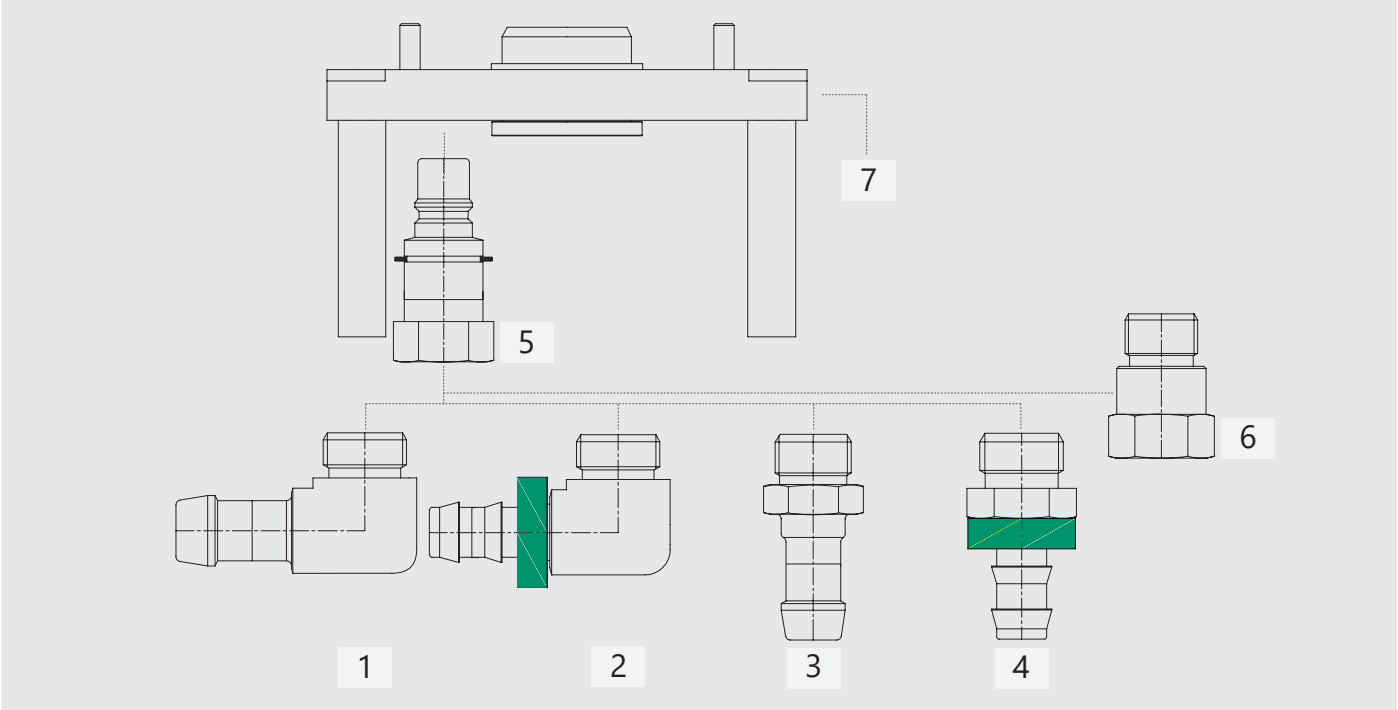

Assemblies / Baugruppen

N			Description / Beschreibung
1	FP MPT.09-**X** MHB 10-90	FP MPT.09-**X** MHF 10-90	Plug + 90° elbow with standard hose tail Ø 10mm Nippel + 90 ° Winkelstandardschlauchtülle Ø 10mm
	FP MPT.09-**X** MHB 12-90	FP MPT.09-**X** MHF 12-90	Plug + 90° elbow with standard hose tail Ø 12mm Nippel + 90 ° Winkelstandardschlauchtülle Ø 12mm
2	FP MPT.09-**X** MPB 10-90	FP MPT.09-**X** MPF 10-90	Plug + 90° elbow with clampless hose tail Ø 10mm Nippel + 90° Winkelschnellstecktülle Ø 10mm
	FP MPT.09-**X** MPB 13-90	FP MPT.09-**X** MPF 13-90	Plug + 90° elbow with clampless hose tail Ø 13mm Nippel + 90° Winkelschnellstecktülle Ø 13mm
3	FP MPT.09-**X** MHB 10	FP MPT.09-**X** MHF 10	Plug + adapter with standard hose tail Ø 10mm Nippel + Standardschlauchtülle Ø 10mm
	FP MPT.09-**X** MHB 12	FP MPT.09-**X** MHF 12	Plug + adapter with standard hose tail Ø 12mm Nippel + Standardschlauchtülle Ø 12mm
4	FP MPT.09-**X** MPB 10	FP MPT.09-**X** MPF 10	Plug + adapter with clampless hose tail Ø 10mm Nippel + Schnellstecktülle Ø 10mm
	FP MPT.09-**X** MPB 13	FP MPT.09-**X** MPF 13	Plug + adapter with clampless hose tail Ø 13mm Nippel + Schnellstecktülle Ø 13mm
5	FP MPT.09-**X** MFB 38	FP MPT.09-**X** MFF 38	Plug female thread BSP 3/8" Nippel mit Innengewinde BSP 3/8"
	FP MPT.09-**X** MNB 38	FP MPT.09-**X** MNF 38	Plug female thread NPT 3/8" Nippel mit Innengewinde NPT 3/8"

Connections Anschlüsse	Scheme Schema
6	
8	
12	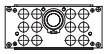
12K	
16	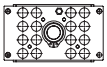
20	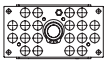
24	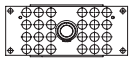

Spare parts / Einzelteile

N	Code	Description / Beschreibung	
1	ELH 38/10-90	Male BSP 3/8" - 90° elbow with standard hose tail Ø 10mm Aussengewinde BSP 3/8" - 90° Winkelstandardschlauchtülle Ø 10mm	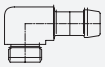
	ELH 38/12-90	Male BSP 3/8" - 90° elbow with standard hose tail Ø 12mm Aussengewinde BSP 3/8" - 90° Winkelstandardschlauchtülle Ø 12mm	
2	ELP 38/10-90	Male BSP 3/8" - 90° elbow with clampless hose tail Ø 10mm Aussengewinde BSP 3/8" - 90° Winkelschnellstecktülle Ø 10mm	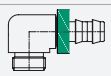
	ELP 38/13-90	Male BSP 3/8" - 90° elbow with clampless hose tail Ø 13mm Aussengewinde BSP 3/8" - 90° Winkelschnellstecktülle Ø 13mm	
3	MHA 38/10	Male BSP 3/8" adapter with standard hose tail Ø 10mm Aussengewinde BSP 3/8" Standardschlauchtülle Ø 10mm	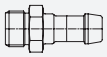
	MHA 38/12	Male BSP 3/8" adapter with standard hose tail Ø 12mm Aussengewinde BSP 3/8" Standardschlauchtülle Ø 12mm	
4	MPA 38/10	Male BSP 3/8" adapter with clampless hose tail Ø 10mm Aussengewinde BSP 3/8" Schnellstecktülle Ø 10mm	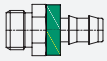
	MPA 38/13	Male BSP 3/8" adapter with clampless hose tail Ø 13mm Aussengewinde BSP 3/8" Schnellstecktülle Ø 13mm	
5	M MPT.09 MFB 38	Plug female thread BSP 3/8" with valve Nippel Innengewinde BSP 3/8" mit Ventil	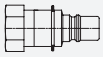
	M MPT.09 MFF 38	Plug female thread NPT 3/8" without valve Nippel Innengewinde NPT 3/8" ohne Ventil	
6	MFE 38/38-20	Male female extension BSP 3/8" Aussengewinde / Innengewinde Verlängerung BSP 3/8"	
7	FP MPT.09-**X**	Fixed part not equipped Werkzeugseite unbestückt	



Option: AT

MPT 09.MOB.12.KV.AT

Multicoupling Series MPT - Multikupplung Serie MPT

12mm

Dimensions - Abmessungen

Mobile part - Maschinenseite

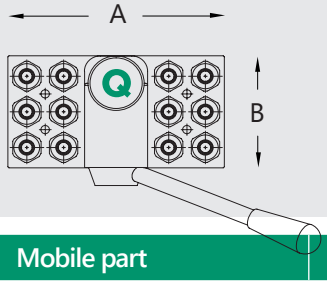

Flow Size / Nennweite 12mm

Fixed part - Werkzeugseite

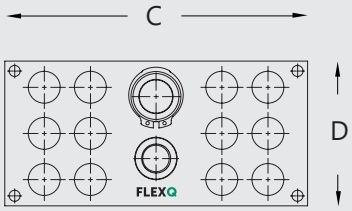

Mobile part	Fixed part	A	B	C	D	n	DN
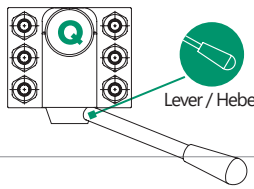	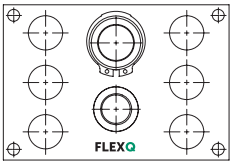	136	110	160	110	6	12
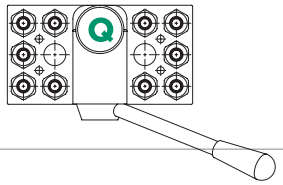	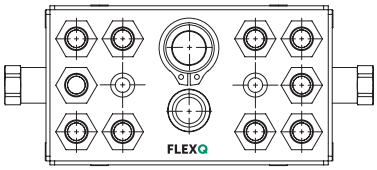	203	110	216	120	10	12
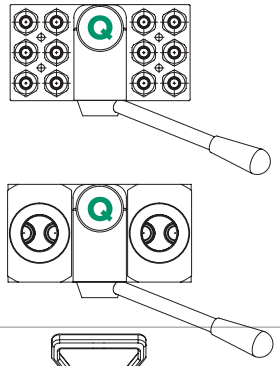	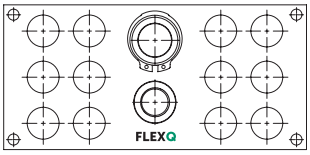	203	110	230	110	12	12
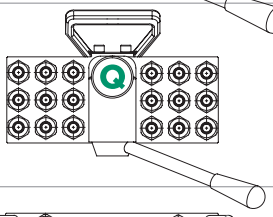	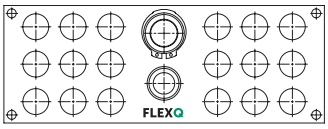	270	110	300	110	18	12
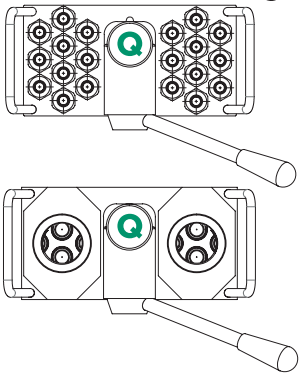	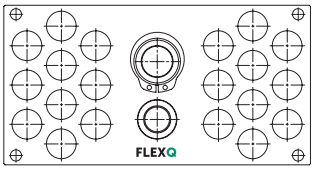	250	130	250	130	20	12

For other dimensions please contact us. / Für andere Abmessungen kontaktieren Sie uns bitte. / www.flexq-connectors.com

Multicoupling Series MPT - Multikupplung Serie MPT

Mobile part Item Codes - Maschinenseite Artikelnummer

12mm

MP MPT 12 - C - X

MP	Mobile part / Maschinenseite
MPT	MPT profile / MPT Profil
12	Flow size / Nennweite
C	Connections / Anschlüsse

6	3 Circuits / 3 Kreisläufe
10	5 Circuits / 5 Kreisläufe
12	6 Circuits / 6 Kreisläufe
18	9 Circuits / 9 Kreisläufe
20	10 Circuits / 10 Kreisläufe

X	Socket insert / Kupplungseinsatz



Socket with valve / Kupplungseinsatz mit Ventil

FHB 12	Standard hose type Ø 12mm / Standardschlauchtülle Ø 12mm
FHB 16	Standard hose type Ø 16mm / Standardschlauchtülle Ø 16mm
FPB 13	Clampless hose type Ø 13mm / Schnellstecktülle Ø 13mm
FPB 16	Clampless hose type Ø 16mm / Schnellstecktülle Ø 16mm
FFB 12	Female thread BSP 1/2" / Innengewinde BSP 1/2"

Socket without valve / Kupplungseinsatz ohne Ventil

FHF 12	Standard hose type Ø 12mm / Standardschlauchtülle Ø 12mm
FHF 16	Standard hose type Ø 16mm / Standardschlauchtülle Ø 16mm
FPF 13	Clampless hose type Ø 13mm / Schnellstecktülle Ø 13mm
FPF 16	Clampless hose type Ø 16mm / Schnellstecktülle Ø 16mm
FFF 12	Female thread BSP 1/2" / Innengewinde BSP 1/2"

Multicoupling Series MPT - Multikupplung Serie MPT

Fixed part Item Codes - Werkzeugseite Artikelnummer

FP MPT 12 C - X - Y

Elbow / Winkel	Y
Plug insert / Nippeleinsatz	X
Connections / Anschlüsse	C

6	3 Circuits / 3 Kreisläufe
10	5 Circuits / 5 Kreisläufe
12	6 Circuits / 6 Kreisläufe
18	9 Circuits / 9 Kreisläufe
20	10 Circuits / 10 Kreisläufe

Flow size / Nennweite	12
MPT profile / MPT Profil	MPT
Fixed part / Werkzeugseite	FP

Plug with valve / Nippeleinsatz mit Ventil	
MHB 12	Standard hose type Ø 12mm / Standardschlauchtülle Ø 12mm
MHB 16	Standard hose type Ø 13mm / Standardschlauchtülle Ø 16mm
MPB 13	Clampless hose type Ø 13mm / Schnellstecktülle Ø 13mm
MPB 16	Clampless hose type Ø 13mm / Schnellstecktülle Ø 16mm
MFB 12	Female thread BSP 1/2" / Innengewinde BSP 1/2"

Plug without valve / Nippeleinsatz ohne Ventil	
MHF 12	Standard hose type Ø 12mm / Standardschlauchtülle Ø 12mm
MHF 16	Standard hose type Ø 16mm / Standardschlauchtülle Ø 16mm
MPF 13	Clampless hose type Ø 13mm / Schnellstecktülle Ø 13mm
MPF 16	Clampless hose type Ø 16mm / Schnellstecktülle Ø 16mm
MFF 12	Female thread BSP 1/2" / Innengewinde BSP 1/2"

Multicoupling Series MPT - Multikupplung Serie MPT

Mobile part Item Equipment - Maschinenseite Bestückung

mm 12mm

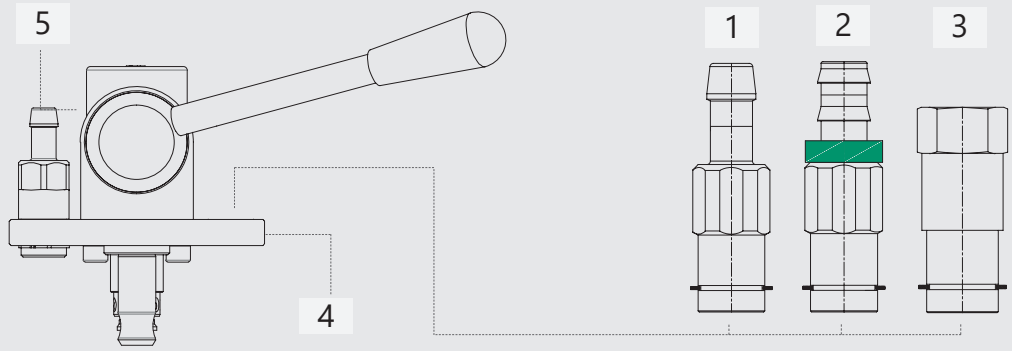

Assemblies Baugruppen

N			Description / Beschreibung
1	MP MPT.12-**X** FHB 12	MP MPT.12-**X** FHF 12	Standard hose tail Ø 12mm Standardschlauchtülle Ø 12mm
	MP MPT.12-**X** FHB 16	MP MPT.12-**X** FHF 16	Standard hose tail Ø 16mm Standardschlauchtülle Ø 16mm
2	MP MPT.12-**X** FPB 13	MP MPT.12-**X** FPF 13	Clampless hose tail Ø 13mm Schnellstecktülle Ø 13mm
	MP MPT.12-**X** FPB 16	MP MPT.12-**X** FPF 16	Clampless hose tail Ø 16mm Schnellstecktülle Ø 16mm
3	MP MPT.12-**X** FFB 12	MP MPT.12-**X** FFF 12	Female thread BSP 1/2" Innengewinde BSP 1/2"
	MP MPT.12-**X** FNB 12	MP MPT.12-**X** FNF 12	Female thread NPT 1/2" Innengewinde NPT 1/2"
	MP MPT.12-12 114 C		Collector with female thread BSP 1 1/4" Sammler mit Innengewinde BSP 1"1/4"
	MP MPT.12-20 112 C		Collector with female thread BSP 1 1/2" Sammler mit Innengewinde BSP 1 1/2"

Connections Anschlüsse	Scheme Schema
6	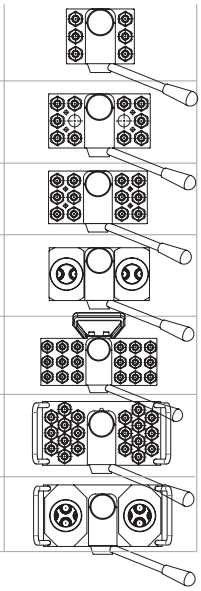
10	
12	
12	
18	
20	
20	

Spare parts / Einzelteile

N			Description / Beschreibung
1	M MPT.12 FHB 12	M MPT.12 FHF 12	Socket with standard hose tail Ø 12mm Kupplung mit Standardschlauchtülle Ø 12mm
	M MPT.12 FHB 16	M MPT.12 FHF 16	Socket with standard hose tail Ø 16mm Kupplung mit Standardschlauchtülle Ø 16mm
2	M MPT.12 FPB 13	M MPT.12 FPF 13	Socket with clampless hose tail Ø 13mm Kupplung mit Schnellstecktülle Ø 13mm
	M MPT.12 FPB 16	M MPT.12 FPF 16	Socket with clampless hose tail Ø 16mm Kupplung mit Schnellstecktülle Ø 16mm
3	M MPT.12 FFB 12	M MPT.12 FFF 12	Socket with female thread BSP 1/2" Kupplung mit Innengewinde BSP 1/2"
	M MPT.12 FNB 12	M MPT.12 FNF 12	Socket with female thread NPT 1/2" Kupplung mit Innengewinde NPT 1/2"

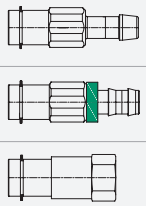

N		Description / Beschreibung
4	MP MPT.12-**X**	Mobile part only with locking unit Maschinenseite nur mit Verrigelungseinheit
5	L-UNIT BG2	Locking unit size 2 Verriegelungseinheit Baugröße 2

FLEXQ CONNECTORS

Multicoupling Series MPT - Multikupplung Serie MPT

Fixed part Item Equipment - Werkzeugseite Bestückung

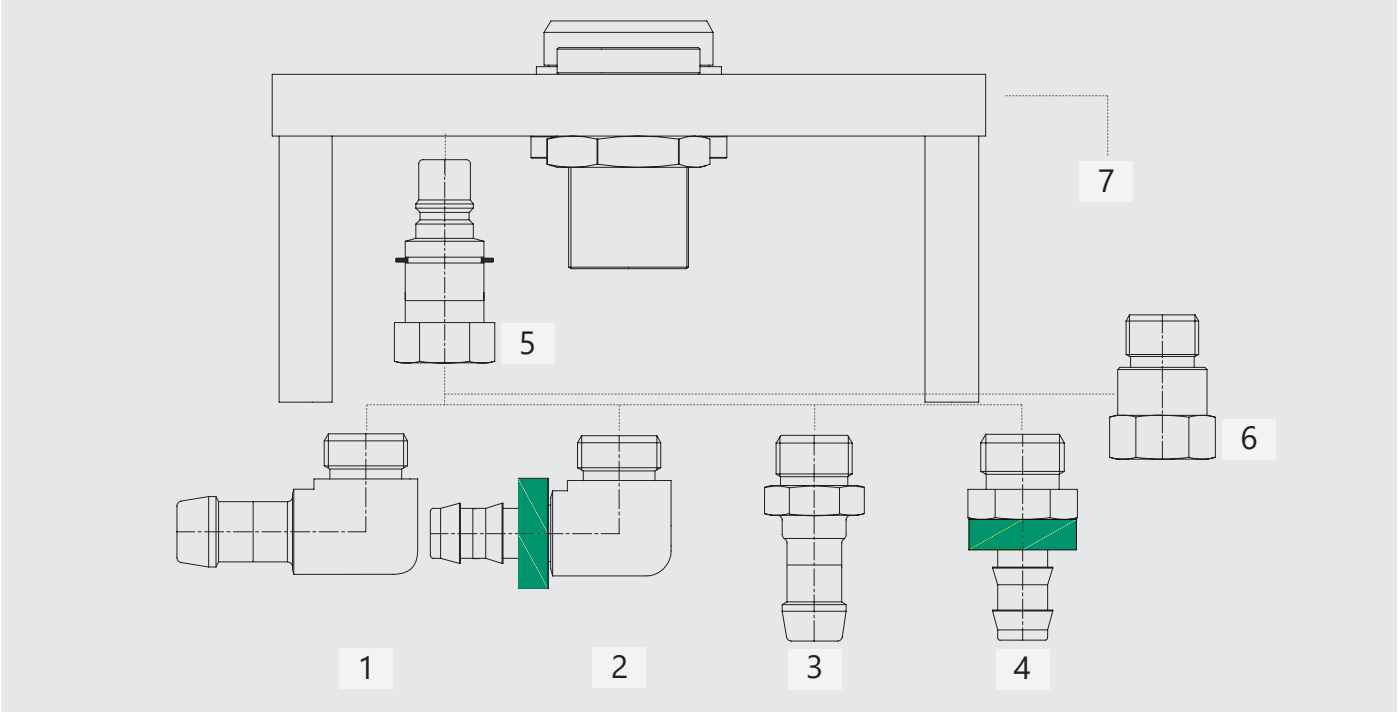

Assemblies / Baugruppen

N			Description / Beschreibung
1	FP MPT.12-**X** MHB 12-90	FP MPT.12-**X** MHF 12-90	Plug + 90° elbow with standard hose tail Ø 12mm Nippel + 90 ° Winkelstandardschlauchtülle Ø 12mm
	FP MPT.12-**X** MHB 16-90	FP MPT.12-**X** MHF 16-90	Plug + 90° elbow with standard hose tail Ø 16mm Nippel + 90 ° Winkelstandardschlauchtülle Ø 16mm
2	FP MPT.12-**X** MPB 13-90	FP MPT.12-**X** MPF 13-90	Plug + 90° elbow with clampless hose tail Ø 13mm Nippel + 90° Winkelschnellstecktülle Ø 13mm
	FP MPT.12-**X** MPB 16-90	FP MPT.12-**X** MPF 16-90	Plug + 90° elbow with clampless hose tail Ø 16mm Nippel + 90° Winkelschnellstecktülle Ø 16mm
3	FP MPT.12-**X** MHB 12	FP MPT.12-**X** MHF 12	Plug + adapter with standard hose tail Ø 12mm Nippel + Standardschlauchtülle Ø 12mm
	FP MPT.12-**X** MHB 16	FP MPT.12-**X** MHF 16	Plug + adapter with standard hose tail Ø 16mm Nippel + Standardschlauchtülle Ø 16mm
4	FP MPT.12-**X** MPB 13	FP MPT.12-**X** MPF 13	Plug + adapter with clampless hose tail Ø 13mm Nippel + Schnellstecktülle Ø 13mm
	FP MPT.12-**X** MPB 16	FP MPT.12-**X** MPF 16	Plug + adapter with clampless hose tail Ø 16mm Nippel + Schnellstecktülle Ø 16mm
5	FP MPT.12-**X** MFB 12	FP MPT.12-**X** MFF 12	Plug female thread BSP 1/2" Nippel mit Innengewinde BSP 1/2"
	FP MPT.12-**X** MNB 12	FP MPT.12-**X** MNF 12	Plug female thread NPT 1/2" Nippel mit Innengewinde NPT 1/2"

Connections Anschlüsse	Scheme Schema
6	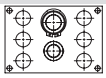
10	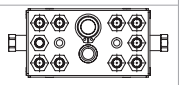
12	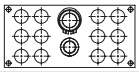
18	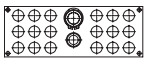
20	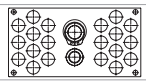

Spare parts / Einzelteile

N	Code	Description / Beschreibung
1	ELH 12/12-90	Male BSP 1/2" - 90° elbow with standard hose tail Ø 12mm Aussengewinde BSP 1/2" - 90° Winkelstandardschlauchtülle Ø 12mm
	ELH 12/16-90	Male BSP 1/2" - 90° elbow with standard hose tail Ø 16mm Aussengewinde BSP 1/2" - 90° Winkelstandardschlauchtülle Ø 16mm
2	ELP 12/13-90	Male BSP 1/2" - 90° elbow with clampless hose tail Ø 13mm Aussengewinde BSP 1/2" - 90° Winkelschnellstecktülle Ø 13mm
	ELP 12/16-90	Male BSP 1/2" - 90° elbow with clampless hose tail Ø 16mm Aussengewinde BSP 1/2" - 90° Winkelschnellstecktülle Ø 16mm
3	MHA 12/12	Male BSP 1/2" adapter with standard hose tail Ø 12mm Aussengewinde BSP 1/2" Standardschlauchtülle Ø 12mm
	MHA 12/16	Male BSP 1/2" adapter with standard hose tail Ø 16mm Aussengewinde BSP 1/2" Standardschlauchtülle Ø 16mm
4	MPA 12/13	Male BSP 1/2" adapter with clampless hose tail Ø 13mm Aussengewinde BSP 1/2" Schnellstecktülle Ø 13mm
	MPA 12/16	Male BSP 1/2" adapter with clampless hose tail Ø 16mm Aussengewinde BSP 1/2" Schnellstecktülle Ø 16mm
5	M MPT.12 MFB 12	Plug female thread BSP 1/2" with valve Nippel Innengewinde BSP 1/2" mit Ventil
	M MPT.12 MFF 12	Plug female thread NPT 1/2" without valve Nippel Innengewinde NPT 1/" ohne Ventil
6	MFE 12/12-34	Male female extension BSP 1/2" Aussengewinde / Innengewinde Verlängerung BSP 1/2"
7	FP MPT.12-**X**	Fixed part not equipped Werkzeugseite unbestückt



Option: AT

MPT 12.MOB.34.KV.AT

Multicoupling Series MPT - Multikupplung Serie MPT

Dimensions - Abmessungen

mm **16mm**

Mobile part - Maschinenseite

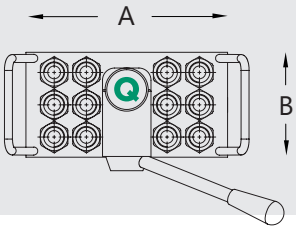

mm **Flow Size / Nennweite 16mm**

Fixed part - Werkzeugseite

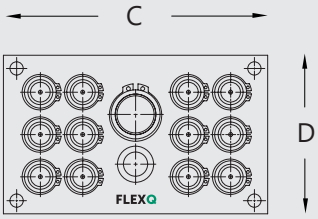

Mobile part	Fixed part	A	B	C	D	n	DN
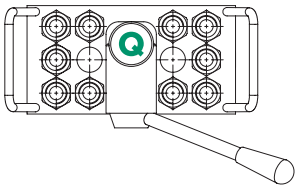	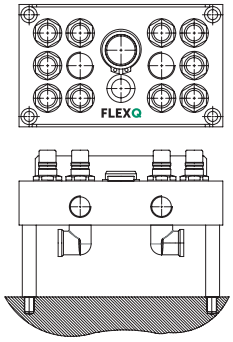	250	130	250	150	10	16
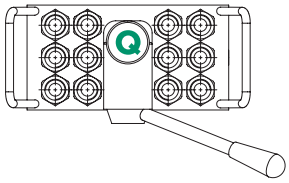	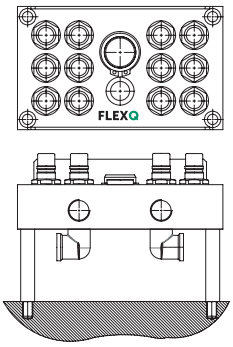	250	130	250	150	12	16
	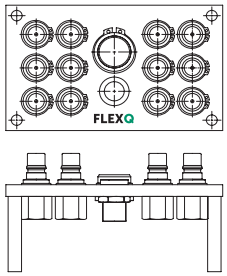	250	130	250	150	12	16

Multicoupling Series MPT - Multikupplung Serie MPT

Mobile part Item Codes - Maschinenseite Artikelnummer

16mm



MP MPT 16 - C - X

- **MP** Mobile part / Maschinenseite
- **MPT** MPT profile / MPT Profil
- **16** Flow size / Nennweite
- **C** Connections / Anschlüsse

10	5 Circuits / 5 Kreisläufe
12	6 Circuits / 6 Kreisläufe

- **X** Socket insert / Kupplungseinsatz

Socket with valve / Kupplungseinsatz mit Ventil	
FHB 16	Standard hose type Ø 16mm / Standardschlauchtülle Ø 16mm
FHB 19	Standard hose type Ø 19mm / Standardschlauchtülle Ø 19mm
FPB 16	Clampless hose type Ø 16mm / Schnellstecktülle Ø 16mm
FPB 19	Clampless hose type Ø 19mm / Schnellstecktülle Ø 19mm
FFB 34	Female thread BSP 3/4" / Innengewinde BSP 3/4"

Socket without valve / Kupplungseinsatz ohne Ventil	
FHF 16	Standard hose type Ø 16mm / Standardschlauchtülle Ø 16mm
FHF 19	Standard hose type Ø 19mm / Standardschlauchtülle Ø 19mm
FPF 16	Clampless hose type Ø 16mm / Schnellstecktülle Ø 16mm
FPF 19	Clampless hose type Ø 19mm / Schnellstecktülle Ø 19mm
FFF 34	Female thread BSP 3/4" / Innengewinde BSP 3/4"

Multicoupling Series MPT - Multikupplung Serie MPT

Fixed part Item Codes - Werkzeugseite Artikelnummer

FP MPT 16 C - X

Plug insert / Nippeleinsatz	X
Connections / Anschlüsse	C
Flow size / Nennweite	16
MPT profile / MPT Profil	MPT
Fixed part / Werkzeugseite	FP

10	5 Circuits / 5 Kreisläufe
12	6 Circuits / 6 Kreisläufe

Plug with valve / Nippeleinsatz mit Ventil	
MFB 34	Female thread BSP 3/4" / Innengewinde BSP 3/4"

Plug without valve / Nippeleinsatz ohne Ventil	
MFF 34	Female thread BSP 3/4" / Innengewinde BSP 3/4"

Multicoupling Series MPT - Multikupplung Serie MPT

Mobile part Item Equipment - Maschinenseite Bestückung

mm 16mm

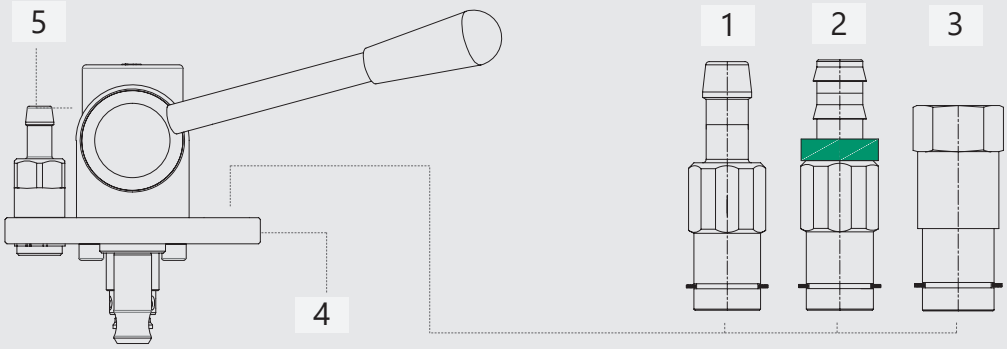

Assemblies / Baugruppen

N			Description / Beschreibung
1	MP MPT.16-**X** FHB 16	MP MPT.16-**X** FHF 16	Standard hose tail Ø 16mm Standardschlauchtülle Ø 16mm
	MP MPT.16-**X** FHB 19	MP MPT.16-**X** FHF 19	Standard hose tail Ø 19mm Standardschlauchtülle Ø 19mm
2	MP MPT.16-**X** FPB 16	MP MPT.16-**X** FPF 16	Clampless hose tail Ø 16mm Schnellstecktülle Ø 16mm
	MP MPT.16-**X** FPB 19	MP MPT.16-**X** FPF 19	Clampless hose tail Ø 19mm Schnellstecktülle Ø 19mm
3	MP MPT.16-**X** FFB 34	MP MPT.16-**X** FFF 34	Female thread BSP 3/4" Innengewinde BSP 3/4"
	MP MPT.16-**X** FNB 34	MP MPT.16-**X** FNF 34	Female thread NPT 3/4" Innengewinde NPT 3/4"

Connections / Anschlüsse	Scheme Schema
10	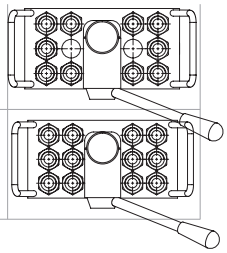
12	

Spare parts / Einzelteile

N			Description / Beschreibung
1	M MPT.16 FHB 16	M MPT.16 FHF 16	Socket with standard hose tail Ø 16mm Kupplung mit Standardschlauchtülle Ø 16mm
	M MPT.16 FHB 19	M MPT.16 FHF 19	Socket with standard hose tail Ø 19mm Kupplung mit Standardschlauchtülle Ø 19mm
2	M MPT.16 FPB 16	M MPT.16 FPF 16	Socket with clampless hose tail Ø 16mm Kupplung mit Schnellstecktülle Ø 16mm
	M MPT.16 FPB 19	M MPT.16 FPF 19	Socket with clampless hose tail Ø 19mm Kupplung mit Schnellstecktülle Ø 19mm
3	M MPT.16 FFB 34	M MPT.16 FFF 34	Socket with female thread BSP 3/4" Kupplung mit Innengewinde BSP 3/4"
	M MPT.16 FNB 34	M MPT.16 FNF 34	Socket with female thread NPT 3/4" Kupplung mit Innengewinde NPT 3/4"

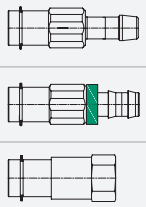

N		Description / Beschreibung
4	MP MPT.16-**X**	Mobile part only with locking unit Maschinenseite nur mit Verrigelungseinheit
5	L-UNIT BG2	Locking unit size 2 Verriegelungseinheit Baugröße 2

Multicoup Series MPT - Multikupplung Serie MPT

Fixed part Item Equipment - Werkzeugseite Bestückung

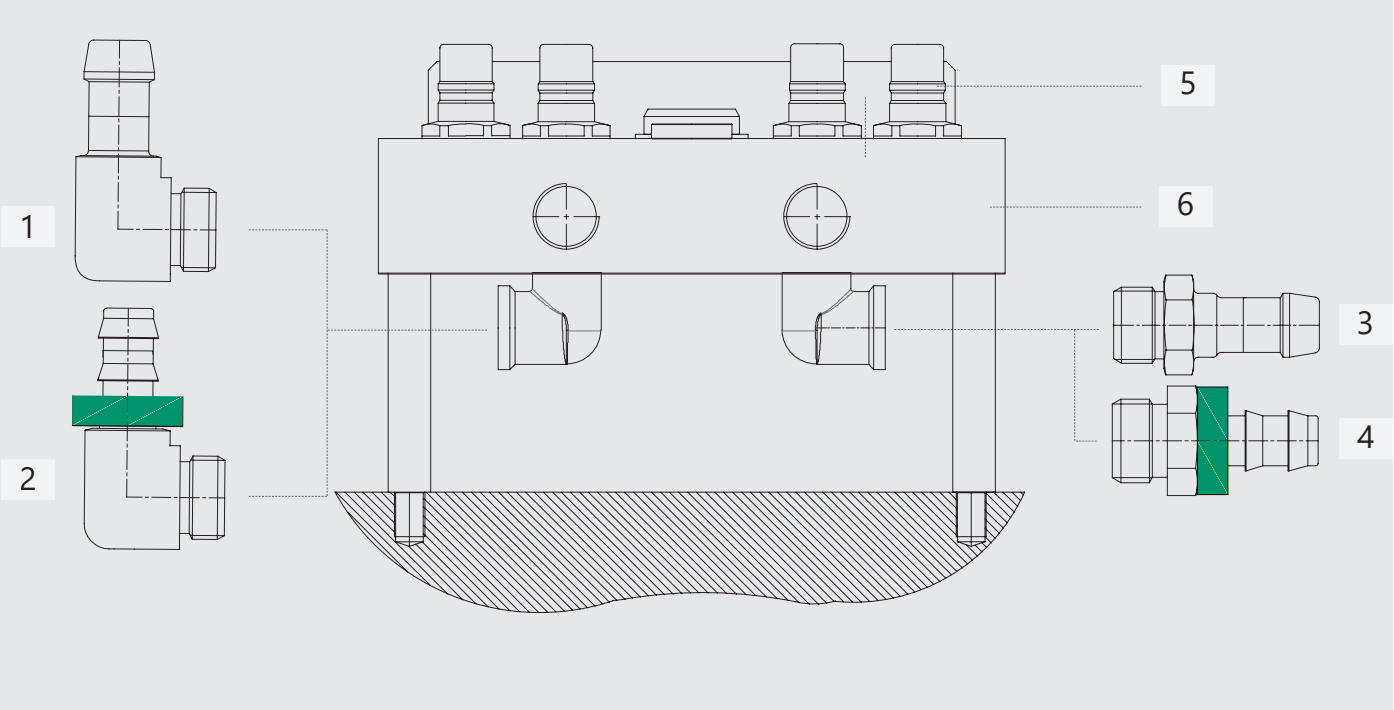

Assemblies / Baugruppen

N			Description / Beschreibung	Connections Anschlüsse	Scheme Schema
1	FP MPT.16-**X** MHB 16-90	FP MPT.16-**X** MHF 16-90	Plug + 90° elbow with standard hose tail Ø 16mm Nippel + 90 ° Winkelstandardschlauchtülle Ø 16mm	10	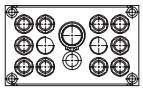
	FP MPT.16-**X** MHB 19-90	FP MPT.16-**X** MHF 19-90	Plug + 90° elbow with standard hose tail Ø 19mm Nippel + 90 ° Winkelstandardschlauchtülle Ø 19mm		
2	FP MPT.16-**X** MPB 16-90	FP MPT.16-**X** MPF 16-90	Plug + 90° elbow with clampless hose tail Ø 16mm Nippel + 90° Winkelschnellstecktülle Ø 16mm	12	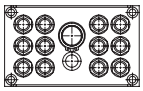
	FP MPT.16-**X** MPB 19-90	FP MPT.16-**X** MPF 19-90	Plug + 90° elbow with clampless hose tail Ø 19mm Nippel + 90° Winkelschnellstecktülle Ø 19mm		
3	FP MPT.16-**X** MHB 16	FP MPT.16-**X** MHF 16	Plug + adapter with standard hose tail Ø 16mm Nippel + Standardschlauchtülle Ø 16mm		
	FP MPT.16-**X** MHB 19	FP MPT.16-**X** MHF 19	Plug + adapter with standard hose tail Ø 19mm Nippel + Standardschlauchtülle Ø 19mm		
4	FP MPT.16-**X** MPB 16	FP MPT.16-**X** MPF 16	Plug + adapter with clampless hose tail Ø 16mm Nippel + Schnellstecktülle Ø 16mm		
	FP MPT.16-**X** MPB 19	FP MPT.16-**X** MPF 19	Plug + adapter with clampless hose tail Ø 19mm Nippel + Schnellstecktülle Ø 19mm		
5	FP MPT.16-**X** MFB 34	FP MPT.16-**X** MFF 34	Plug female thread BSP 3/4" Nippel mit Innengewinde BSP 3/4"		
	FP MPT.16-**X** MNB 34	FP MPT.16-**X** MNF 34	Plug female thread NPT 3/4" Nippel mit Innengewinde NPT 3/4"		

Spare parts / Einzelteile

N	Code	Description / Beschreibung	
1	ELH 34/16-90	Male BSP 3/4" - 90° elbow with standard hose tail Ø 16mm Aussengewinde BSP 3/4" - 90° Winkelstandardschlauchtülle Ø 16mm	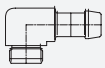
	ELH 34/19-90	Male BSP 3/4" - 90° elbow with standard hose tail Ø 19mm Aussengewinde BSP 3/4" - 90° Winkelstandardschlauchtülle Ø 19mm	
2	ELP 34/16-90	Male BSP 3/4" - 90° elbow with clampless hose tail Ø 16mm Aussengewinde BSP 3/4" - 90° Winkelschnellstecktülle Ø 16mm	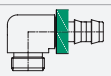
	ELP 34/19-90	Male BSP 3/4" - 90° elbow with clampless hose tail Ø 19mm Aussengewinde BSP 3/4" - 90° Winkelschnellstecktülle Ø 19mm	
3	MHA 34/16	Male BSP 3/4" adapter with standard hose tail Ø 16mm Aussengewinde BSP 3/4" Standardschlauchtülle Ø 16mm	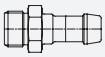
	MHA 34/19	Male BSP 3/4" adapter with standard hose tail Ø 19mm Aussengewinde BSP 3/4" Standardschlauchtülle Ø 19mm	
4	MPA 34/16	Male BSP 3/4" adapter with clampless hose tail Ø 16mm Aussengewinde BSP 3/4" Schnellstecktülle Ø 16mm	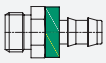
	MPA 34/19	Male BSP 3/4" adapter with clampless hose tail Ø 19mm Aussengewinde BSP 3/4" Schnellstecktülle Ø 19mm	
5	MPT.16 MFB 10	Plug female thread BSP 1" with valve Nippel Innengewinde BSP 1" mit Ventil	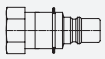
	MPT.16 MFF 10	Plug female thread NPT 1" without valve Nippel Innengewinde NPT 1" ohne Ventil	
6	FP MPT.16-**X**	Fixed part not equipped Werkzeugseite unbestückt	



Option: AT

MPT 16.MOB.10.KV.AT

SERIES RPT

VALVES

RPT

Flow Size / Nennweiten

RPT 10 - 10 mm
RPT 12 - 12 mm

Number of Connections / Anschlüsse

RPT 10 - 6-24
RPT 12 - 6-18

Pressure / Druck	Temperature range / Temperaturbereich
16 bar	-5°C +160°C FPM (V) (Water / Wasser) -5°C +200°C FPM (V) (Heating Oil / Wärmeträgeröl

SPECIFICATIONS / EIGENSCHAFTEN

Tool set-up optimization through central locking
Avoidance of mistakes through fixed position hoses on the plates
Many connection options
The connectors are compatible with the monocouplings of the series (RPT)

Rüstzeitoptimierung durch zentrale Verriegelung
Fehlervermeidung durch feste Anordnung der Schläuche auf den Platten
Viele Anschlussmöglichkeiten
Die Anschlüsse sind kompatibel mit den monokupplungen der Serie RPT

OPTIONS / OPTIONEN

Color coding of the plates
Stalnless Steel option for plates, connectors and locking unit
High temperature option for connectors
Safety locking unit

Farbkodierung der Platten
Edelstahloption für Platten, Anschlüsse und Verriegelungseinheit
Hochtemperaturoption für die Anschlüsse
Sicherheitsoption für die Verriegelungseinheit

USING AREAS / EINSATZBEREICHE

Thermo regulation
Injection moulding
Die casting
Test benches

Temperierung
Kunststoffspritzguss
Alu Druckguss
Prüfstände


Lever / Hebel
Locking unit / Verriegelungsblock
Socket insert / Kupplungseinsatz
Plate mobile side / Trägerplatte Versorgerseite
FLEXQ
Plug insert / Nippeleinsatz
Side protection plates / Seitenblech
Plate Fixed part / Trägerplatte Abnehmerseite

Multicoupling Series RPT - Multikupplung Serie RPT

Dimensions - Abmessungen

mm **10mm**

Mobile part - Maschinenseite

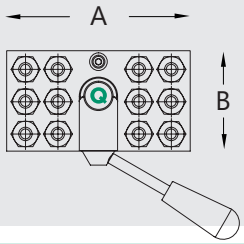

mm **Flow Size / Nennweite 10mm**

Fixed part - Werkzeugseite

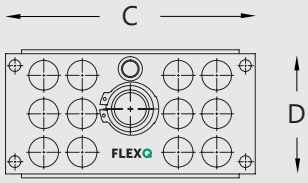

Mobile part	Fixed part	A	B	C	D	n	DN
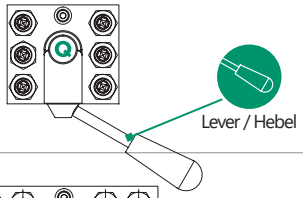		105	93	132	95	6	10
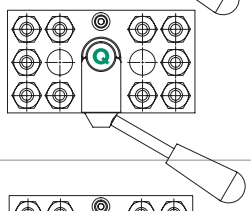	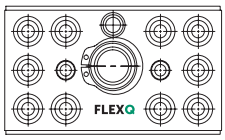	170	104	172	94	10	10
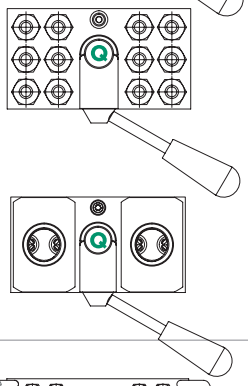		170	104	195	94	12	10
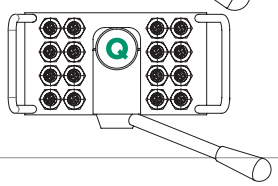	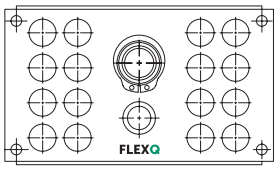	230	129	230	130	16	10
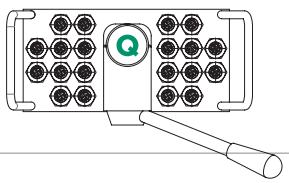	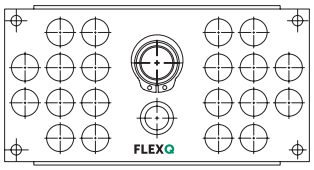	260	129	260	130	20	10
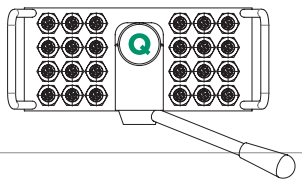	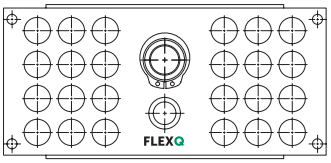	265	129	285	230	24	10

Multicoupling Series RPT - Multikupplung Serie RPT

Mobile part Item Codes - Maschinenseite Artikelnummer

10mm

MP RPT 10 - C - X

MP	Mobile part / Maschinenseite
RPT	RPT profile / RPT Profil
10	Flow size / Nennweite
C	Connections / Anschlüsse

6	3 Circuits / 3 Kreisläufe
10	5 Circuits / 5 Kreisläufe
12	6 Circuits / 6 Kreisläufe
16	8 Circuits / 8 Kreisläufe
20	10 Circuits / 10 Kreisläufe
24	12 Circuits / 12 Kreisläufe

X	Socket insert / Kupplungseinsatz

Socket with valve / Kupplungseinsatz mit Ventil	
FHB 10	Standard hose type Ø 10mm / Standardschlauchtülle Ø 10mm
FHB 12	Standard hose type Ø 12mm / Standardschlauchtülle Ø 12mm
FPB 10	Clampless hose type Ø 10mm / Schnellstecktülle Ø 10mm
FPB 13	Clampless hose type Ø 13mm / Schnellstecktülle Ø 13mm
FFB 38	Female thread BSP 3/8" / Innengewinde BSP 3/8"

Socket without valve / Kupplungseinsatz ohne Ventil	
FHF 10	Standard hose type Ø 10mm / Standardschlauchtülle Ø 10mm
FHF 12	Standard hose type Ø 12mm / Standardschlauchtülle Ø 12mm
FPF 10	Clampless hose type Ø 10mm / Schnellstecktülle Ø 10mm
FPF 13	Clampless hose type Ø 13mm / Schnellstecktülle Ø 13mm
FFF 38	Female thread BSP 3/8" / Innengewinde BSP 3/8"

Multicoupling Series RPT - Multikupplung Serie RPT

Fixed part Item Codes - Werkzeugseite Artikelnummer

FP RPT 10 C - X - Y

- Y — Elbow / Winkel
- X — Plug insert / Nippeleinsatz
- C — Connections / Anschlüsse

6	3 Circuits / 3 Kreisläufe
10	5 Circuits / 5 Kreisläufe
12	6 Circuits / 6 Kreisläufe
16	8 Circuits / 8 Kreisläufe
20	10 Circuits / 10 Kreisläufe
24	12 Circuits / 12 Kreisläufe

- 10 — Flow size / Nennweite
- RPT — RPT profile / RPT Profil
- MS — Fixed part / Werkzeugseite

Plug with valve / Nippeleinsatz mit Ventil	
MHB 10	Standard hose type Ø 10mm / Standardschlauchtülle Ø 10mm
MHB 12	Standard hose type Ø 12mm / Standardschlauchtülle Ø 12mm
MPB 10	Clampless hose type Ø 10mm / Schnellstecktülle Ø 10mm
MPB 13	Clampless hose type Ø 13mm / Schnellstecktülle Ø 13mm
MFB 38	Female thread BSP 3/8" / Innengewinde BSP 3/8"

Plug without valve / Nippeleinsatz ohne Ventil	
MHF 10	Standard hose type Ø 10mm / Standardschlauchtülle Ø 10mm
MHF 12	Standard hose type Ø 12mm / Standardschlauchtülle Ø 12mm
MPF 10	Clampless hose type Ø 10mm / Schnellstecktülle Ø 10mm
MPF 13	Clampless hose type Ø 13mm / Schnellstecktülle Ø 13mm
MFF 38	Female thread BSP 3/8" / Innengewinde BSP 3/8"

Multicoupling Series RPT - Multikupplung Serie RPT

10mm

Mobile part Item Equipment - Maschinenseite Bestückung

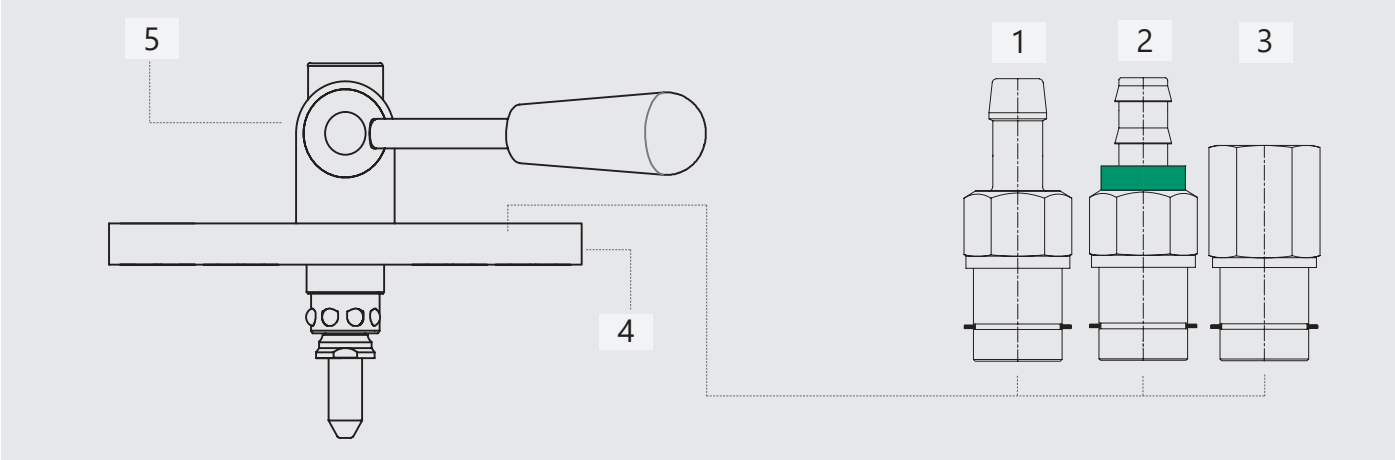

Assemblies Baugruppen

N			Description / Beschreibung
1	MP RPT.10-**X** FHB 10	MP RPT.10-**X** FHF 10	Standard hose tail Ø 10mm Standardschlauchtülle Ø 10mm
	MP RPT.10-**X** FHB 12	MP RPT.10-**X** FHF 12	Standard hose tail Ø 12mm Standardschlauchtülle Ø 12mm
2	MP RPT.10-**X** FPB 10	MP RPT.10-**X** FPF 10	Clampless hose tail Ø 10mm Schnellstecktülle Ø 10mm
	MP RPT.10-**X** FPB 13	MP RPT.10-**X** FPF 13	Clampless hose tail Ø 13mm Schnellstecktülle Ø 13mm
3	MP RPT.10-**X** FFB 38	MP RPT.10-**X** FFF 38	Female thread BSP 3/8" Innengewinde BSP 3/8"
	MP RPT.10-**X** FNB 38	MP RPT.10-**X** FNF 38	Female thread NPT 3/8" Innengewinde NPT 3/8"

Connections Anschlüsse	Scheme Schema
6	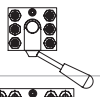
10	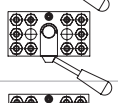
12	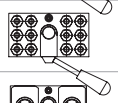
12C	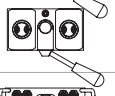
16	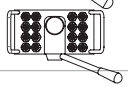
20	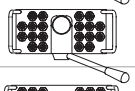
24	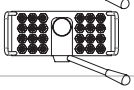

Spare parts / Einzelteile

N			Description / Beschreibung
1	M RPT.10 FHB 10	M RPT.10 FHF 10	Socket with standard hose tail Ø 10mm Kupplung mit Standardschlauchtülle Ø 10mm
	M RPT.10 FHB 12	M RPT.10 FHF 12	Socket with standard hose tail Ø 12mm Kupplung mit Standardschlauchtülle Ø 12mm
2	M RPT.10 FPB 10	M RPT.10 FPF 10	Socket with clampless hose tail Ø 10mm Kupplung mit Schnellstecktülle Ø 10mm
	M RPT.10 FPB 13	M RPT.10 FPF 13	Socket with clampless hose tail Ø 13mm Kupplung mit Schnellstecktülle Ø 13mm
3	M RPT.10 FFB 38	M RPT.10 FFF 38	Socket with female thread BSP 3/8" Kupplung mit Innengewinde BSP 3/8"
	M RPT.10 FNB 38	M RPT.10 FNF 38	Socket with female thread NPT 3/8" Kupplung mit Innengewinde NPT 3/8"

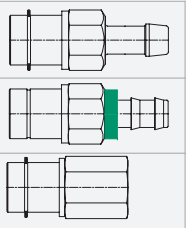

N		Description / Beschreibung
4	MP RPT.10-**X**	Mobile part only with locking unit Maschinenseite nur mit Verrigelungseinheit
5	L-UNIT BG3	Locking unit size 3 (Connections 6/10/12) Verriegelungseinheit Baugröße 3 (Anschlüsse 6/10/12)
	L-UNIT BG4	Locking unit size 4 (Connections 16/20/24) Verriegelungseinheit Baugröße 4 (Anschlüsse 16/20/24)

Multicoupling Series RPT - Multikupplung Serie RPT

Fixed part Item Equipment - Werkzeugseite Bestückung

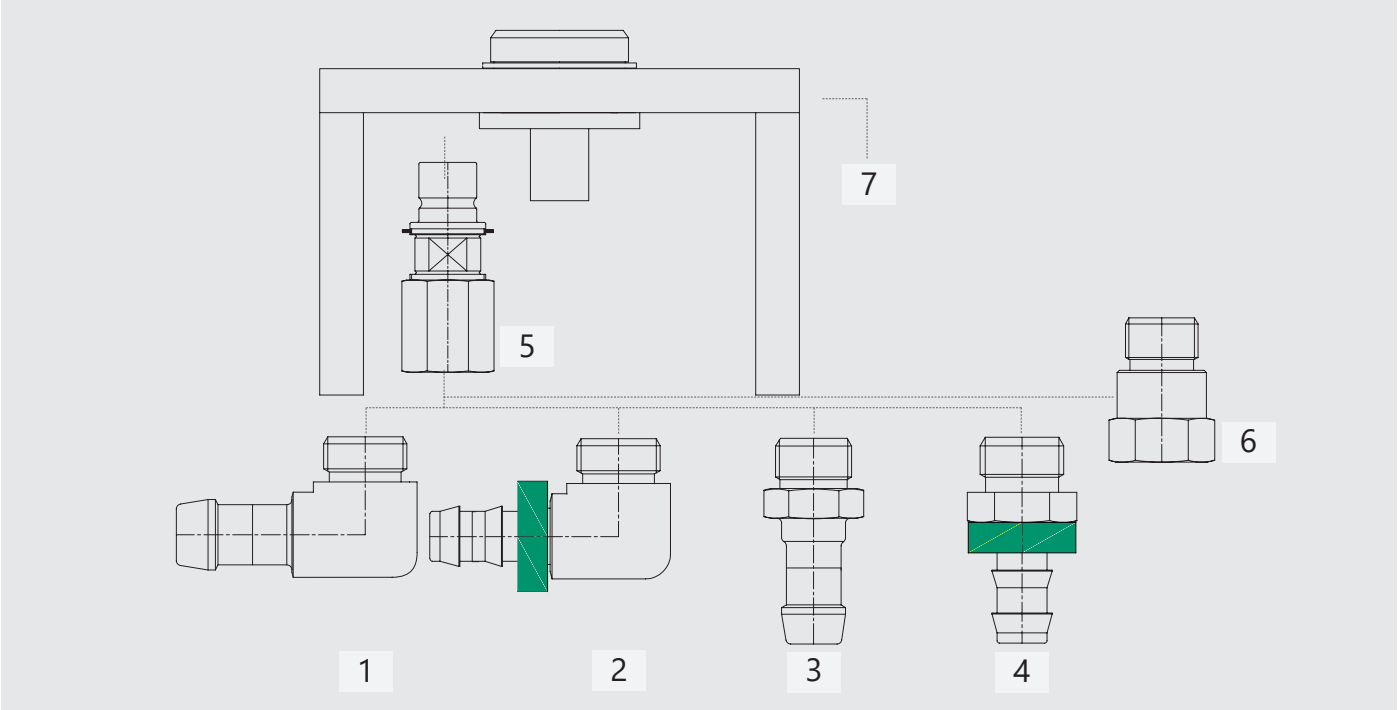

Assemblies / Baugruppen

N			Description / Beschreibung	Connections Anschlüsse	Scheme Schema
1	FP RPT.10-**X** MHB 10-90	FP RPT.10-**X** MHF 10-90	Plug + 90° elbow with standard hose tail Ø 10mm Nippel + 90 ° Winkelstandardschlauchtülle Ø 10mm	6	
	FP RPT.10-**X** MHB 12-90	FP RPT.10-**X** MHF 12-90	Plug + 90° elbow with standard hose tail Ø 12mm Nippel + 90 ° Winkelstandardschlauchtülle Ø 12mm		
2	FP RPT.10-**X** MPB 10-90	FP RPT.10-**X** MPF 10-90	Plug + 90° elbow with clampless hose tail Ø 10mm Nippel + 90° Winkelschnellstecktülle Ø 10mm	10	
	FP RPT.10-**X** MPB 13-90	FP RPT.10-**X** MPF 13-90	Plug + 90° elbow with clampless hose tail Ø 13mm Nippel + 90° Winkelschnellstecktülle Ø 13mm		
3	FP RPT.10-**X** MHB 10	FP RPT.09-**X** MHF 10	Plug + adapter with standard hose tail Ø 10mm Nippel + Standardschlauchtülle Ø 10mm	12	
	FP RPT.10-**X** MHB 12	FP RPT.10-**X** MHF 12	Plug + adapter with standard hose tail Ø 12mm Nippel + Standardschlauchtülle Ø 12mm		
4	FP RPT.10-**X** MPB 10	FP RPT.10-**X** MPF 10	Plug + adapter with clampless hose tail Ø 10mm Nippel + Schnellstecktülle Ø 10mm	16	
	FP RPT.10-**X** MPB 13	FP RPT.10-**X** MPF 13	Plug + adapter with clampless hose tail Ø 13mm Nippel + Schnellstecktülle Ø 13mm		
5	FP RPT.10-**X** MFB 38	FP RPT.10-**X** MFF 38	Plug female thread BSP 3/8" Nippel mit Innengewinde BSP 3/8"	20	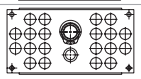
	FP RPT.10-**X** MNB 38	FP RPT.10-**X** MNF 38	Plug female thread NPT 3/8" Nippel mit Innengewinde NPT 3/8"		
				24	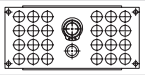

Spare parts / Einzelteile

	Code	Description / Beschreibung	
1	ELH 38/10-90	Male BSP 3/8" - 90° elbow with standard hose tail Ø 10mm Aussengewinde BSP 3/8" - 90° Winkelstandardschlauchtülle Ø 10mm	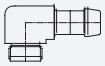
	ELH 38/12-90	Male BSP 3/8" - 90° elbow with standard hose tail Ø 12mm Aussengewinde BSP 3/8" - 90° Winkelstandardschlauchtülle Ø 12mm	
2	ELP 38/10-90	Male BSP 3/8" - 90° elbow with clampless hose tail Ø 10mm Aussengewinde BSP 3/8" - 90° Winkelschnellstecktülle Ø 10mm	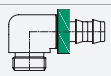
	ELP 38/13-90	Male BSP 3/8" - 90° elbow with clampless hose tail Ø 13mm Aussengewinde BSP 3/8" - 90° Winkelschnellstecktülle Ø 13mm	
3	MHA 38/10	Male BSP 3/8" adapter with standard hose tail Ø 10mm Aussengewinde BSP 3/8" Standardschlauchtülle Ø 10mm	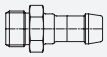
	MHA 38/12	Male BSP 3/8" adapter with standard hose tail Ø 12mm Aussengewinde BSP 3/8" Standardschlauchtülle Ø 12mm	
4	MPA 38/10	Male BSP 3/8" adapter with clampless hose tail Ø 10mm Aussengewinde BSP 3/8" Schnellstecktülle Ø 10mm	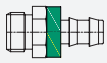
	MPA 38/13	Male BSP 3/8" adapter with clampless hose tail Ø 13mm Aussengewinde BSP 3/8" Schnellstecktülle Ø 13mm	
5	M RPT.10 MFB 38	Plug female thread BSP 3/8" with valve Nippel Innengewinde BSP 3/8" mit Ventil	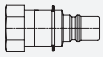
	M RPT.10 MFF 38	Plug female thread NPT 3/8" without valve Nippel Innengewinde NPT 3/8" ohne Ventil	
6	MFE 38/38-20	Male female extension BSP 3/8" Aussengewinde / Innengewinde Verlängerung BSP 3/8"	
7	FP RPT.10-**X**	Fixed part not equipped Werkzeugseite unbestückt	

FLEXQ
CONNECTORS

Collectors
for fluids and pneumatics



Collectors

LINKING PRECISION WITH PERFORMANCE

Examples / Beispiele








SERIES AV

STANDARD CITO

FLEXQ CONNECTORS

AV	
Inlet / Einlass (mm)	Number of exits / Menge der Auslässe (n)
3/4″ 1″ 1 1/4″ 1 1/2″ 2″	2 - 8

Pressure / Druck (max.)	Temperature range / Temperaturbereich (max.)
0 - 30 bar	-50°C +200°C

Includes end caps, mounting screws are not included - Inklusive Endstopfen, Montageschrauben sind nicht enthalten

The anodized aluminum is not suitable for corrosive liquids (high chlorine content)
Das eloxierte Aluminium ist für korrosive Flüssigkeiten (hoher Chlorgehalt) nicht geeignet

OPTIONS / OPTIONEN

Colors and design according to customer requirements
Anorized

Farben und Auslegung nach Kundenwunsch
Eloxiert

USING AREAS / EINSATZBEREICHE

Injection moulding
Die casting

Kunststoffspritzguss
Alu Druckguss

With separator divided in the middle
Mit Trennsteg in der Mitte

Option R/B

ITEM CODE / ARTIKELNUMMER

AV T1 I - T2 O - S - N- C

- **AV** Aluminium Collector / Alu Verteiler
- **T1** Thread type inlet / Gewindetyp Einlass
- **I** Thread Inlet / Einlassgewinde
- **T2** Thread type outlet / Gewindetyp Auslass
- **O** Thread outlet / Auslassgewinde
- **S** Scheme / Schema
- **N** Number exits /Anzahl Ausgänge
- **C** Color / Farbe

Thread type Gewindetyp

T1/ T2	Thread type Gewindetyp
G	BSP
N	NPT

Inlet Einlass

I	Thread size Gewindegröße
34	3/4"
10	1"
114	1 1/4"
112	1 1/2"
20	2"

Outless Auslass

O	Thread size Gewindegröße
14	1/4"
38	3/8"
12	1/2"
34	3/4"

Scheme Schema

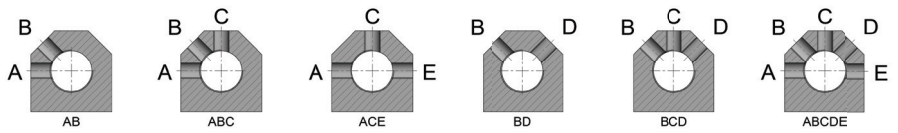

Color Farbe

C	Color Farbe
R	Red / Rot
B	Blue / Blau
R/B	Red-Blue/ Rot-Blau
N	Anorized / Eloxiert

EXAMPLE CODE / BEISPIEL ARTIKELNUMMER

AV G10-G14-BCD-6 -R

DIMENSIONS / ABMESSUNGEN

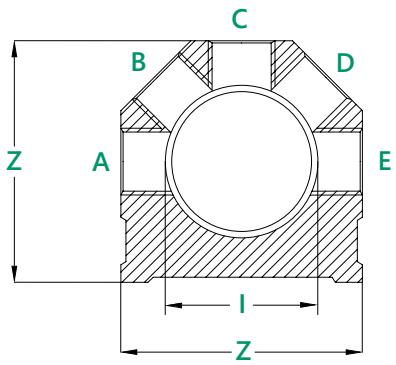

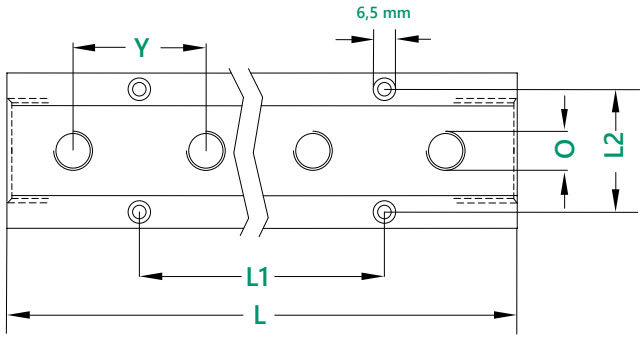

I INLET	O OUTLET	N EXITS ON ONE SURFACE	L LENGHT	L1 DISTANCE BETWEEN MOUNTING HOLES	L2 DISTANCE BETWEEN MOUNTING HOLES	Y DISTANCE BETWEEN EXITS	Z HEIGHT
3/4″	1/4″ 3/8″ only A AC ACE BD	2 4 6 8	70 120 172 222	0 50,8 101,6 152,4	35	25,4	44,5
1″	1/4″ 3/8″ only A AC ACE BD	2 4 6 8	95 159 222 286	0 63,5 127 190,5	38,1	31,75	50,8
1 1/4″	1/4″ 3/8″ 1/2″	2 4 6 8	152 254 355 457	0 101,6 203,2 304,8	47,6	50,8	63,5
1 1/2″	1/4″ 3/8″ 1/2″	2 4 6 8	152 254 355 457	0 101,6 203,2 304,8	57,2	50,8	76,2
2″	3/8″ 1/2″ 3/4″	2 4 6 8	203 305 432 559	0 127 254 381	72,4	63,50	89,0

SERIES BV

STANDARD BRASS COLLECTORS

FLEXQ CONNECTORS

BV	
Inlet / Einlass (mm)	Number of exits / Menge der Auslässe (n)
3/4″ 1″ 1 1/4″ 1 1/2″ 2″	3 - 20

Pressure / Druck (max.)	Temperature range / Temperaturbereich (max.)
0 - 16 bar	5°C +110°C

End caps and mounting screws are not included - Endstopfen und Montageschrauben sind nicht enthalten

OPTIONS / OPTIONEN

Colors and design according to customer requirements

Farben und Auslegung nach Kundenwunsch

USING AREAS / EINSATZBEREICHE

Injection moulding
Die casting

Kunststoffspritzguss
Alu Druckguss

Collector carrier plate - Trägerplatte für Verteiler

BV 34/10
BV 114/112/20
BV CP-70
BV CP-150

ITEM CODE / ARTIKELNUMMER

BV T1 I - T2 O - N - C- L

- **BV** Brass Collector / Messing Verteiler
- **T1** Thread type inlet / Gewindetyp Einlass
- **I** Thread Inlet / Einlassgewinde
- **T2** Thread type outlet / Gewindetyp Auslass
- **O** Thread outlet / Auslassgewinde
- **N** Number exits /Anzahl Ausgänge
- **C** Color / Farbe
- **L** Total length / Gesamtlänge

Thread type Gewindetyp

T1/T2	Thread type Gewindetyp
G	BSP
N	NPT

Inlet Einlass

I	Thread size Gewindegröße
34	3/4″
10	1″
114	1 1/4″
112	1 1/2″
20	2″

Outless Auslass

O	Thread size Gewindegröße
14	1/4″
38	3/8″
12	1/2″
34	3/4″
10	1″

Color Farbe

C	Color Farbe
R	Red / Rot
B	Blue / Blau

EXAMPLE CODE / BEISPIEL ARTIKELNUMMER

BV G114-G38-8-R-356

DIMENSIONS / ABMESSUNGEN

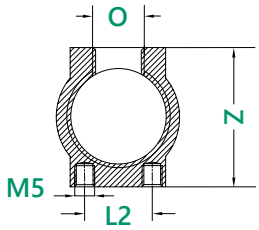

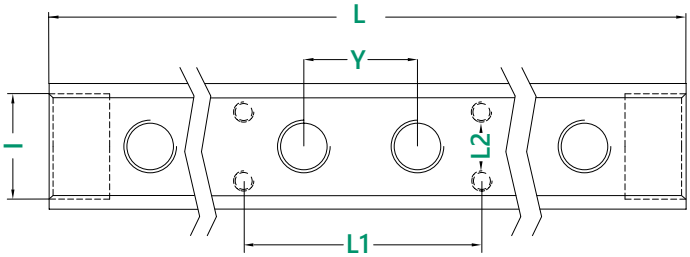

I INLET	O OUTLET	ITEM CODES	N EXITS	L LENGHT	L1 DISTANCE BETWEEN MOUNTING HOLES	L2 DISTANCE BETWEEN MOUNTING HOLES	Y DISTANCE BETWEEN EXITS	Z HEIGHT
3/4″	1/4″	BV.G34.G14.3.120	3	120	70	17	30	35
		BV.G34.G14.4.150	4	150				
		BV.G34.G14.5.180	5	180				
		BV.G34.G14.6.120	6	210				
		BV.G34.G14.7.240	7	240				
		BV.G34.G14.8.270	8	270				
		BV.G34.G14.9.300	9	300				
		BV.G34.G14.10.100	10	330				
		BV.G34.G14.11.320	11	360				
		BV.G34.G14.12.390	12	390				
	3/8″	BV.G34.G38.4.165	4	165			35	
		BV.G34.G38.5.200	5	200				
		BV.G34.G38.6.235	6	235				
		BV.G34.G38.7.270	7	270				
		BV.G34.G38.8.305	8	305				
		BV.G34.G38.9.340	9	340				
		BV.G34.G38.10.375	10	375				
		BV.G34.G38.11.410	11	410				
		BV.G34.G38.12.445	12	445				
1″	1/4″	BV.G10.G14.4.165	4	165	70	17	35	42
		BV.G10.G14.5.200	5	200				
		BV.G10.G14.6.235	6	235				
		BV.G10.G14.7.270	7	270				
		BV.G10.G14.8.305	8	305				
		BV.G10.G14.9.340	9	340				
		BV.G10.G14.10.375	10	375				
		BV.G10.G14.11.410	11	410				
		BV.G10.G14.12.445	12	445				
	3/8″	BV.G10.G38.4.165	4	165			35	
		BV.G10.G38.5.200	5	200				
		BV.G10.G38.6.235	6	235				
		BV.G10.G38.7.270	7	270				
		BV.G10.G38.8.305	8	305				
		BV.G10.G38.9.340	9	340				
		BV.G10.G38.10.375	10	375				
		BV.G10.G38.11.410	11	410				
		BV.G10.G38.12.445	12	445				
	1/2″	BV.G10.G12.4.120	4	210			50	
		BV.G10.G12.5.340	5	260				
		BV.G10.G12.6.310	6	310				
		BV.G10.G12.7.320	7	360				
		BV.G10.G12.8.410	8	410				
		BV.G10.G12.9.420	9	460				
		BV.G10.G12.10.510	10	510				
		BV.G10.G12.11.520	11	560				
		BV.G10.G12.12.610	12	610				
		BV.G10.G12.16.810	16	810				
		BV.G10.G12.20.1110	20	1110				

BRASS COLLECTORS / SERIES BV



Not painted brass collectors
Unlackierte Messing Verteiler

I INLET	O OUTLET	ITEM CODES	N EXITS	L LENGHT	L1 DISTANCE BETWEEN MOUNTING HOLES	L2 DISTANCE BETWEEN MOUNTING HOLES	Y DISTANCE BETWEEN EXITS	Z HEIGHT
1 1/4"	3/8"	BV.G114.G38.4.196 BV.G114.G38.5.236 BV.G114.G38.6.276 BV.G114.G38.7.316 BV.G114.G38.8.356 BV.G114.G38.9.396 BV.G114.G38.10.436 BV.G114.G38.11.476 BV.G114.G38.12.516 BV.G114.G38.16.676	4 5 6 7 8 9 10 11 12 16	196 236 276 316 356 396 436 476 516 676	150	20	40	51
	1/2"	BV.G114.G12.4.234 BV.G114.G12.5.276 BV.G114.G12.6.104 BV.G114.G12.7.376 BV.G114.G12.8.434 BV.G114.G12.9.476 BV.G114.G12.10.534 BV.G114.G12.11.576 BV.G114.G12.12.634 BV.G114.G12.12.834	4 5 6 7 8 9 10 11 12 16	226 276 326 376 426 476 526 576 626 826			50	
1 1/2"	3/8"	BV.G112.G38.4.196 BV.G112.G38.5.236 BV.G112.G38.6.276 BV.G112.G38.7.316 BV.G112.G38.8.346 BV.G112.G38.9.396 BV.G112.G38.10.436 BV.G112.G38.11.476 BV.G112.G38.12.516 BV.G112.G38.16.676	4 5 6 7 8 9 10 11 12 16	196 236 276 316 356 396 436 476 516 676	150	20	40	62
	1/2"	BV.G112.G12.4.234 BV.G112.G12.5.276 BV.G112.G12.6.104 BV.G112.G12.7.376 BV.G112.G12.8.434 BV.G112.G12.9.476 BV.G112.G1210.534 BV.G112.G12.11.576 BV.G112.G12.12.634 BV.G112.G12.16.834	4 5 6 7 8 9 10 11 12 16	226 276 326 376 426 476 526 576 626 826			50	
2"	1"	BV.G20.G10.3.274 BV.G20.G10.4.374 BV.G20.G10.5.474 BV.G20.G10.6.574	3 4 5 6	274 374 474 574	150	20	100	74

SERIES EV

STAINLESS STEEL

FLEXQ CONNECTORS

EV	
Inlet / Einlass (mm)	Number of exits / Menge der Auslässe (n)
1″ 1 1/4″ 1 1/2″ 2″	2 - 8

Pressure / Druck (max.)	Temperature range / Temperaturbereich (max.)
0 - 20 bar	-50°C +200°C

End caps and mounting screws are not included - Endstopfen und Montageschrauben sind nicht enthalten

OPTIONS / OPTIONEN

Design according to customer requirements

Auslegung nach Kundenwunsch

USING AREAS / EINSATZBEREICHE

Injection moulding
Die casting

Kunststoffspritzguss
Alu Druckguss

ITEM CODE / ARTIKELNUMMER

EV T1 I - T2 O - S - N - T

- **EV** Stainless steel Collector / Edelstahl Verteiler
- **T1** Thread type inlet / Gewindetyp Einlass
- **I** Thread Inlet / Einlassgewinde
- **T2** Thread type outlet / Gewindetyp Auslass
- **O** Thread outlet / Auslassgewinde
- **S** Scheme / Schema
- **N** Number exits /Anzahl Ausgänge
- **T** Type / Typ

Thread type Gewindetyp

T1/T2	Thread type Gewindetyp
G	BSP
N	NPT

Inlet Einlass

I	Thread size Gewindegröße
10	1"
114	1 1/4"
112	1 1/2"
20	2"

Outless Auslass

O	Thread size Gewindegröße
14	1/4"
38	3/8"
12	1/2"
34	3/4"
10	1"

Type Typ

T	Type
HE	High exit
LE	Low exit

Scheme Schema

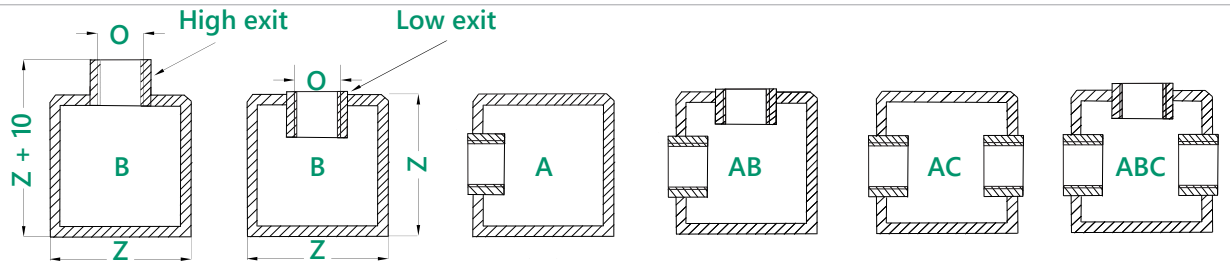

EXAMPLE CODE / BEISPIEL ARTIKELNUMMER

EV G10-G14-B-4 -LE

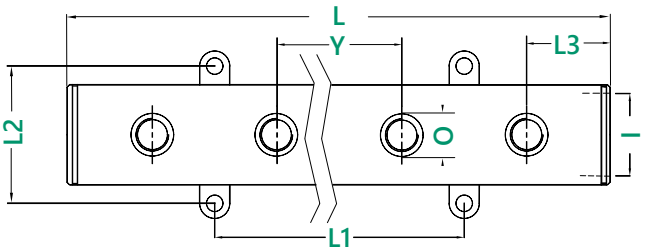

I INLET	O OUTLET	ITEM CODES	N EXITS	L LENGHT	L1 DISTANCE BETWEEN MOUNTING HOLES	L2 DISTANCE BETWEEN MOUNTING HOLES	L3	Y DISTANCE BETWEEN EXITS	Z HEIGHT
1″	1/4″	EV.G10.G14.S.2.T EV.G10.G14.S.4.T EV.G10.G14.S.6.T EV.G10.G14.S.8.T	2 4 6 8	130 210 290 370	0 100 200 300	55	45	40	40
	3/8″	EV.G10.G38.S.2.T EV.G10.G38.S.4.T EV.G10.G38.S.6.T EV.G10.G38.S.8.T	2 4 6 8	140 240 340 440	0 100 200 300				
1 1/4″	1/4″	EV.G114.G14.S.2.T EV.G114.G14.S.4.T EV.G114.G14.S.6.T EV.G114.G14.S.8.T	2 4 6 8	140 240 340 440	0 100 200 300	65		50	50
	3/8″	EV.G114.G38.S.2.T EV.G114.G38.S.4.T EV.G114.G38.S.6.T EV.G114.G38.S.8.T	2 4 6 8	140 240 340 440	0 100 200 300				
	1/2″	EV.G114.G12.S.2.T EV.G114.G12.S.4.T EV.G114.G12.S.6.T EV.G114.G12.S.8.T	2 4 6 8	140 240 340 440	0 100 200 300				
1 1/2″	1/4″	EV.G112.G14.S.2.T EV.G112.G14.S.4.T EV.G112.G14.S.6.T EV.G112.G14.S.8.T	2 4 6 8	140 240 340 440	0 100 200 300	65		50	50
	3/8″	EV.G112.G38.S.2.T EV.G112.G38.S.4.T EV.G112.G38.S.6.T EV.G112.G38.S.8.T	2 4 6 8	140 240 340 440	10 100 200 300				
	1/2″	EV.G112.G12.S.2.T EV.G112.G12.S.4.T EV.G112.G12.S.6.T EV.G112.G12.S.8.T	2 4 6 8	140 240 340 440	0 100 200 300				
2″	3/8″	EV.G20.G38.S.2.T EV.G20.G38.S.4.T EV.G20.G38.S.6.T EV.G20.G38.S.8.T	2 4 6 8	150 270 390 510	0 100 200 300	95		60	80
	1/2″	EV.G20.G12.S.2.T EV.G20.G12.S.4.T EV.G20.G12.S.6.T EV.G20.G12.S.8.T	2 4 6 8	150 270 390 510	0 100 200 300				
	3/4″	EV.G20.G34.S.2.T EV.G20.G34.S.4.T EV.G20.G34.S.6.T EV.G20.G34.S.8.T	2 4 6 8	150 270 390 510	0 100 200 300				

S = A / B / C / AB / AC / BC / ABC
T = HE / LE

FLEXQ
CONNECTORS

MNG-BTH
Hoses



LINKING PRECISION WITH PERFORMANCE

max. 95°C

Water / Air Hose MNG-E95S
Wasser / und Pneumatik-Schlauch-E95S

Specifications / Spezifikationen

Rubber Tube Elastomer Seele	Synthetic rubber Synthetischer Gummi
Reinforcement Druckträger	High strength synthetic textile yarn Hochzugfeste Einlage aus synthetischem Textilgeflecht
Cover Elastomer Decke	Smooth synthetic rubber – Abrasion and tough use resistant Weicher synthetischer Gummi – Strapazierfähig und abriebrestistent
Application Empfohlene Medien	Specially designed hose for compressed water or air transfer for different industrial purposes Speziell entwickelter Schlauch für Wasser-/Pneumatikanwendungen zu verschiedenen industriellen Zwecken
Temperature Umgebungstemperatur	-25˚C to +95˚C
Colors	Red / Blue / Black Rot / Blau /Schwarz
Rollenlänge Roll lenght	50 m

Use hose clamps !!
Schlauchklemmen verwenden !!

Description Bezeichnung	Ø Inside Innendurchmesser		Ø Outside Aussendurchmessser	Working pressure (at 20°C) Betriebsdruck (bei 20°C)		Burst pressure (at 20°C) Berstdruck (bei 20°C)		Weight Gewicht
	Zoll	mm	mm	bar	PSI	bar	PSI	g/m
MNG-E95S-10	3/8″	9,5	17	20	300	60	900	230
MNG-E95S-12	1/2″	13	21	20	300	60	900	320

max. 100°C

Clampless Hose MNG-P100S
Steckschlauch MNG-P100S

Specifications / Spezifikationen

Rubber Tube Elastomer Seele	Synthetic rubber Synthetischer Gummi
Rubber Tube Druckträger	High tensile textile braid Feste Textilgeflecht-Einlage
Cover Elastomer Decke	Oil-, abrasive, ozone and weather resistant smooth cover Öl-, Abrieb, Ozon- und Witterungsbeständige glatte Außendecke
Application Empfohlene Medien	Discharge under pressure of hydraulic fluids, fuel, grease, air and water Schmieröle, Kühlmittel, Frostschutzmittel, Luft, Wasser und Wasser-Öl-Emulsionen
Temperature Umgebungstemperatur	-40˚C bis +100˚C
Medium Temperature Medientemperatur	Air: 80˚C / Water : 100˚C Luft: 80˚C / Wasser : 100˚C
Colors Farben	Rot / Blau/ Schwarz Red / Blue / Black
Rollenlänge Roll lenght	30 m



The clampless-connect system enables time savings on assembly without an additional clamp. Under no circumstances use hose clamps on clampless hoses in combination with clampless hose adapter.

Das Schnellsteck-System ermöglicht eine zeitsparende Montage ohne zusätzliche Klemme. Schnellsteck-Schläuche dürfen auf keinen Fall mit Schlauchklemmen auf den Schnellsteckadapter montiert werden.

Description Bezeichnung	Ø Inside Innendurchmesser		Working pressure (at 20°C) Betriebsdruck (bei 20°C)		Burst pressure (at 20°C) Berstdruck (bei 20°C)		Min.bend radius Min. Biegeradius	Weight Gewicht
	Zoll	mm	bar	PSI	bar	PSI	mm	g/m
MNG-P100S-10	3/8"	9,5	24	348	72	1044	80	147
MNG-P100S-12	1/2"	12,7	21	305	63	914	100	225
MNG-P100S-16	5/8"	15,9	21	305	63	914	125	257
MNG-P100S-19	3/4"	19	21	305	63	914	150	32 0

max. 120°C

Clampless Hose MNG-P120S
Steckschlauch MNG-P120S

Specifications / Spezifikationen

Rubber Tube Elastomer Seele	EPDM black EPDM schwarz
Reinforcement Druckträger	Synthetic yarn, spiralized Synthetische Garne, spiralisiert
Cover Elastomer Decke	Ozon- and weather resistant smooth EPDM cover Ozon- und Witterungsbeständige EPDM Außendecke
Application Empfohlene Medien	Cooling liquids, antifreeze, air, water Kühlmittel, Frostschutzmittel, Luft, Wasser
Temperature Umgebungstemperatur	-40˚C up to +120˚C
Media temperature Medientemperatur	Air: 75°C / Water: 120°C Luft: 75˚C / Wasser : 120˚C
Colors / Farben	Red / Blue / Black Rot / Blau / Schwarz

The clampless-connect system enables time savings on assembly without an additional clamp. Under no circumstances use hose clamps on clampless hoses in combination with clampless hose adapter.

Das Schnellsteck-System ermöglicht eine zeitsparende Montage ohne zusätzliche Klemme. Schnellsteck-Schläuche dürfen auf keinen Fall mit Schlauchklemmen auf den Schnellsteckadapter montiert werden.

Description Bezeichnung	Ø Inside Innendurchmesser		Working pressure (at 20°C) Betriebsdruck (bei 20°C)		Burst pressure (at 20°C) Berstdruck (bei 20°C)		Min.bend radius Min. Biegeradius	Weight Gewicht
	Zoll	mm	bar	PSI	bar	PSI	mm	g/m
MNG-P120S-10	3/8"	9,5 +0/-0,9	16	232	> 64	> 928	85	145
MNG-P120S-12	1/2"	12,7 +0/-0,9	16	232	> 64	> 928	110	225
MNG-P120S-16	5/8"	16 +0,5/-0,5	16	232	> 64	> 928	140	320
MNG-P120S-19	3/4"	19 +0,5/-0,5	16	232	> 64	> 928	170	385

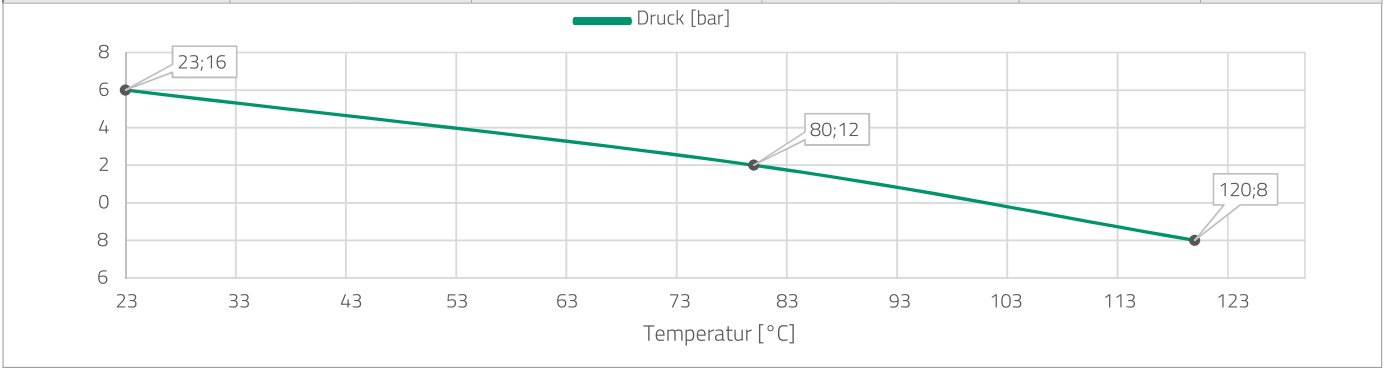

max. 140°C

Clampless Hose MNG-P140S
Steckschlauch MNG-P140S

Specifikations / Spezifikationen

Rubber rube Elastomer Seele	Special synthetic rubber Spezieller Synthetischer Gummi
Reinforcement Druckträger	High tensile textile braid Feste Textilgeflecht-Einlage
Cover Elastomer Decke	Oil-, abrasive, ozone and weather resistant smooth cover Öl-, Abrieb, Ozon- und Witterungsbeständige glatte Außendecke
Application Empfohlene Medien	Discharge under pressure of hydraulic fluids, fuel, grease, air and water Schmieröle, Kühlmittel, Frostschutzmittel, Luft, Wasser und Wasser-Öl-Emulsionen
Temperature Umgebungstemperatur	-40˚C to +140˚C
Medium Temperature Medientemperatur	Air: 70˚C / Water: 140˚C Luft: 70˚C / Wasser: 140˚C (not suitable for steam application) (nicht geeignet für Dampf Anwendungen)
Color Farben	Rot / Blau/ Schwarz Red / Blue / Black
Roll lenght Rollenlänge	30 m

The clampless-connect system enables time savings on assembly without an additional clamp. Under no circumstances use hose clamps on clampless hoses in combination with clampless hose adapter.

Das Schnellsteck-System ermöglicht eine zeitsparende Montage ohne zusätzliche Klemme. Schnellsteck-Schläuche dürfen auf keinen Fall mit Schlauchklemmen auf den Schnellsteckadapter montiert werden.

Description Bezeichnung	Ø Inside Innendurchmesser		Working pressure (at 20°C) Betriebsdruck (bei 20°C)		Burst pressure (at 20°C) Berstdruck (bei 20°C)		Min.bend radius Min. Biegeradius	Weight Gewicht
	Zoll	mm	bar	PSI	bar	PSI	mm	g/m
MNG-P140S-10	3/8"	9,5	28	406	200	2900	75	165
MNG-P140S-12	1/2"	12,7	28	406	200	2900	90	245
MNG-P140S-16	5/8"	15,9	24	348	140	2030	115	290
MNG-P140S-19	3/4"	19	21	305	83	1203	150	320

FLEXQ CONNECTORS

max. 140°C
Peak 160°C

Water Hose MNG-E140S
Wasserschlauch MNG-E140S

Specifikations / Spezifikationen

Rubber rube Elastomer Seele	EPDM black EPDM schwarz
Reinforcement Druckträger	High tensile textile braid Feste Textilgeflecht-Einlage
Cover Elastomer Decke	Oil-, abrasive, ozone and weather resistant smooth cover Öl-, Abrieb, Ozon- und Witterungsbeständige glatte Außendecke
Application Empfohlene Medien	Discharge under pressure of hydraulic fluids, fuel, grease, air and water Schmieröle, Kühlmittel, Frostschutzmittel, Luft, Wasser und Wasser-Öl-Emulsionen
Temperature Umgebungstemperatur	-40˚C to +140˚C (Peak 160°C)
Medium Temperature Medientemperatur	Air: 70˚C / Water: 140˚C / Steam: 150°C Luft: 70˚C / Wasser: 140˚C / (Dampf: 150°C)
Color Farben	Rot / Blau/ Schwarz Red / Blue / Black
Roll lenght Rollenlänge	30 m

Use hose clamps !!
Schlauchklemmen verwenden !!

Description Bezeichnung	Ø Inside Innendurchmesser		Working pressure (at 20°C) Betriebsdruck (bei 20°C)	Burst pressure (at 20°C) Berstdruck (bei 20°C)	Min.bend radius Min. Biegeradius	Weight Gewicht
	Zoll	mm	bar	bar	mm	g/m
MNG-E140S-10	3/8"	10	20	80	60	111
MNG-E140S-12	1/2"	13	20	80	100	170
MNG-E140S-16	5/8"	16	20	80	130	320
MNG-E140S-19	3/4"	19	20	80	190	350

Technisches Datenblatt
Well-Schlauch BTH-UF

max. 200°C

Spezifikationen

Seele	Perfluoralkoxy-Copolymer (PFA)
Druckträger	Glasseidengeflecht
Decke	Edelstahldraht
Empfohlene Medien	Hohe gemische Beständigkeit gegenüber fast allen Chemikalien, Reinigungs- und Lösungsmitteln. Als Vakuum- oder Dampfschlauch einsetzbar.
Temperaturbeständigkeit	-50°C bis +200°C

	Ø Innen	Ø Außen	BR	Arbeitsdruck		Berstdruck		Gewicht
Artikelnummer	mm	mm	mm	bar	psi	bar	psi	kg/100 m
BTH-UF-06	6,8	11,5	30	90	1300	360	5220	15
BTH-UF-08	7,7	12,5	40	70	1000	280	4060	15
BTH-UFT-10	9,7	15	50	65	940	260	3750	20
BTH-UF-13	12,5	18	60	60	870	240	3450	26
BTH-UF-16	15,5	22	60	55	790	220	3190	33
BTH-UF-20	19,8	27	70	45	650	180	2600	40
BTH-UF-25	28	34,8	80	30	435	120	1880	55

Optional





Schutzschlauch aus Silikon oder Polyester

Der optionale Überzug ist besonders hitzebeständig und bietet zugleich einen hohen Schutz gegen Hitzeabstrahlung. Durch seine besonderen Eigenschaften ist der Schlauch überall verwendbar wo die Leitungen extremer Hitze ausgesetzt sind und wo im heißen Zustand gekuppelt wird.

Temperaturbeständigkeit	-50°C bis +200°C
Farben	rot, blau
Material	Glasseidenschlauch mit Silikon oder Polysterschichtung

Bestellcodes für vorkonfektionierte Schläuche

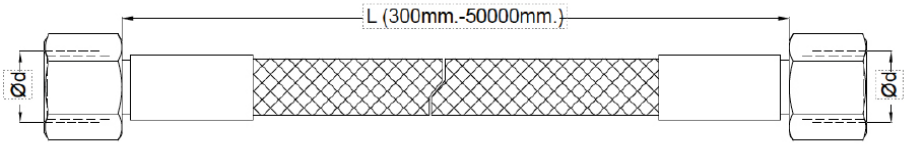

Aufbau der Artikelnummer:

Nur erforderlich wenn beide Schlauchenden unterschiedlich konfektioniert werden sollen

B T H - U F 2 5 7 0 0 0 B 1 0 / B 1 0 - 9 0 S

- Isolierung S= Silikon, P=Polyester
- Anschlusswinkel (45°/90°)
- Anschlussgröße (siehe Tabelle unten)
- Gewindeart B = BSP, M = Metrisch
- Schlauchlänge in mm (Min. 300 - Max. 50.000)
- Schlauchdurchmesser (siehe Tabelle unten)

		Anschlussgröße												
		BSP						Metrisch						
		14 1/4"	38 3/8"	12 1/2"	34 3/4"	10 1"	114 1 1/4"	1415 M14x1.5	1615 M16x1.5	1815 M18x1.5	2215 M22x1.5	2615 M26x1.5	3020 M30x2.0	3620 M36x2.0
Schlauchdurchmesser (DN)	06	•	•					•	•					
	08	•	•					•	•					
	10	•	•	•				•	•	•				
	13		•	•					•	•	•			
	16				•							•		
	20				•	•							•	
	25					•								•

Technisches Datenblatt
Well-Schlauch BTH-UFT

max. 260°C

Spezifikationen

Seele	Spiralgewellt (PTFE)
Druckträger	Glasseidengeflecht
Decke	Edelstahldraht
Empfohlene Medien	Hohe gemische Beständigkeit gegenüber fast allen Chemikalien, Reinigungs- und Lösungsmitteln. Als Vakuum- oder Dampfschlauch einsetzbar.
Temperaturbeständigkeit	-70°C bis +260°C

	Ø Innen	Ø Außen	BR	Arbeitsdruck		Berstdruck		Gewicht
Artikelnummer	mm	mm	mm	bar	psi	bar	psi	kg/100 m
BTH-UFT-06	6,8	11,5	30	90	1300	360	5220	15
BTH-UFT-08	7,7	12,5	40	70	1000	280	4060	15
BTH-UFT-10	9,7	15	50	65	940	260	3750	20
BTH-UFT-13	12,5	18	60	60	870	240	3450	26
BTH-UFT-16	15,5	22	60	55	790	220	3190	33
BTH-UFT-20	19,8	27	70	45	650	180	2600	40
BTH-UFT-25	28	34,8	80	30	435	120	1880	55

Optional





Schutzschlauch aus Silikon oder Polyester

Der optionale Überzug ist besonders hitzebeständig und bietet zugleich einen hohen Schutz gegen Hitzeabstrahlung. Durch seine besonderen Eigenschaften ist der Schlauch überall verwendbar wo die Leitungen extremer Hitze ausgesetzt sind und wo im heißen Zustand gekuppelt wird.

Temperaturbeständigkeit	-70°C bis +260°C
Farben	rot, blau
Material	Glasseidenschlauch mit Silikon oder Polysterschichtung

Bestellcodes für vorkonfektionierte Schläuche

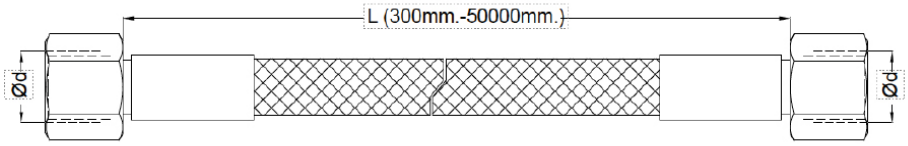

Aufbau der Artikelnummer:

Nur erforderlich wenn beide Schlauchenden unterschiedlich konfektioniert werden sollen

B T H - U F T 2 5 7 0 0 0 B 1 0 / B 1 0 - 9 0 S

- Isolierung S= Silikon, P=Polyester
- Anschlusswinkel (45°/90°)
- Anschlussgröße (siehe Tabelle unten)
- Gewindeart B = BSP, M = Metrisch
- Schlauchlänge in mm (Min. 300 - Max. 50.000)
- Schlauchdurchmesser (siehe Tabelle unten)

		Anschlussgröße												
		BSP						Metrisch						
		14 1/4"	38 3/8"	12 1/2"	34 3/4"	10 1"	114 1 1/4"	1415 M14x1.5	1615 M16x1.5	1815 M18x1.5	2215 M22x1.5	2615 M26x1.5	3020 M30x2.0	3620 M36x2.0
Schlauchdurchmesser (DN)	06	•	•					•	•					
	08	•	•					•	•					
	10	•	•	•				•	•	•				
	13		•	•					•	•	•			
	16				•							•		
	20				•	•							•	
	25					•								•

LINKING PRECISION WITH PERFORMANCE

QUICK COUPLING SOLUTIONS

FLEXQ 2025/ V1.20 EN-GE

baha-Tools GmbH

Holzheimer Straße 8 - 73037 Göppingen - Germany
Telefon: +49 7161 401617-0

E-Mail: info@flexq-connectors.com - www.flexq-connectors.com